

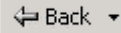




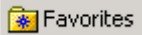




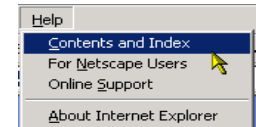
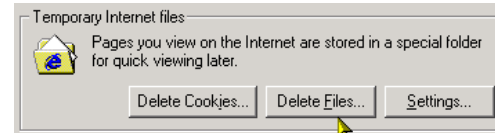


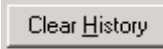
Navigation Toolbar and Buttons

-  **Address**  Enter a URL or website address.
-  **Back** Moves you back to the previous page visited.
-  Advances one page at a time.
-  Suspends loading web pages to screen.
-  Reloads the most current page.
-  Loads the default home page.
-  **Favorites** Display your stored favorite websites.
-  Cut, copy and paste edit function icons.
-  **Folders** Displays local folders.
-  Print preview.
-  **History** A simple way to find websites and pages you've viewed in the last few days, hours on minutes.

Browser Tips

- For faster browsing clear "cached" temporary files. On the tools menu, **Click Internet Options**, and then Click the **General** Tab. Click **Delete Files** under Temporary Internet Files as shown below:



- For online Help, Click **Help** on the tools menu as indicated in the picture
- On the tools menu, Click **Tools, Internet Options, and** then press the  button in the General Tab to clear the website and pages you've viewed in the last few days, hours or minutes

Internet Explorer Keyboard Shortcuts

Click this	To do this
F1	Display Internet Explorer Help, or display context Help on an item
F11	Toggle between full-screen and regular view of browser window
Esc	Stops downloading a web page
Home	Move to the beginning of the document
End	Move to the end of the document
TAB	Move forward through items on a web page, address bar or links
SHIFT+TAB	Move back through items on a web page, address bar or links
ALT+HOME	Go to your home page
ALT+RIGHT ARROW	Go to next page
ALT+LEFT ARROW	Go to previous page
SHIFT+F10	Displays short cut menu for a link
CTRL+TAB or F6	Move forward between the frames
SHIFT+CTRL+TAB	Move back between the frames
CTRL+F	Find on this page
CTRL+R or F5	Refresh the current web page (Reload)
CTRL+O	Go to a new location
CTRL+N	Open a new window
CTRL+W	Close the current window
CTRL+P	Print the current page or an active frame
CTRL+I	Open Favorites bar
F4	Display a list of addresses you have typed
CTRL+A	Select all items on the current web page
CTRL+C	Copy selected items to the clipboard
CTRL+V	Insert the clipboard contents to the selected location
CTRL+X	Remove the selected items and copy them to the clipboard



© Internet Explorer is a registered product of Microsoft Corporation

Key Terms

Browser – is an application that enables a user to view and interact with Web-based content. The browser will display text, graphics, multimedia, streaming audio and video on demand with the help of installed programs known as “plug-ins.”

Internet – Quite simply put, Internet means a global network of networks spanning the entire globe connecting millions of computers around the world. This huge network makes it possible to exchange information between computers no matter where they are connected as long as they are connected to Internet and follow some established rules called “Protocols.” WWW or World Wide Web is part of Internet and uses Hyper Text Transfer Protocol (HTTP) to interlink documents for a seamless distribution over the Internet. Functionally, Internet and World Wide Web (WWW) are interdependent.

URL – An abbreviation that stands for “Uniform Resource Locator,” or popularly referred to as web address such as <http://www.naic.org>. A URL is similar to a postal address for a web destination required to access online web content from a website, in our example a user will be connected to NAIC’s official website for a content rich online browsing experience.

Internet Explorer 6

New Features

Media Bar

The Media bar integrates one of the most popular types of online content, streaming media, with the browsing experience.

Image Toolbar

With the Image toolbar feature in Internet Explorer 6, you can quickly and easily save, e-mail, and print pictures you find on web pages.

Image Resizing

Automatic Image Resizing makes it easier to work with web pictures on the Internet or your Intranet.

Print Preview

Print Preview enables you to preview Web pages to see how they will look when you print them.



For technical help and information or to download Internet Explorer 6, contact:

- From within the NAIC Executive Headquarters office, dial extension 7722
- From outside the NAIC Executive Headquarters office, dial 816-783-8500
- E-Mail: help@naic.org
- Request an ElementK, **ExecuTrain virtual campus online** account from the helpdesk
- Microsoft website at <http://www.microsoft.com>.



making progress . . . together