



National Association of Insurance Commissioners

2015 Market Share Reports

for Property/Casualty
Groups and Companies

DIRECT
PREMIUMS

MARKET
SHARE

CUMULATIVE
MARKET
SHARE



2015 Market Share Reports

for Property/Casualty Groups and Companies

2016



The NAIC is the authoritative source for insurance industry information. Our expert solutions support the efforts of regulators, insurers and researchers by providing detailed and comprehensive insurance information. The NAIC offers a wide range of publications in the following categories:

Accounting & Reporting

Information about statutory accounting principles and the procedures necessary for filing financial annual statements and conducting risk-based capital calculations.

Consumer Information

Important answers to common questions about auto, home, health and life insurance — as well as buyer's guides on annuities, long-term care insurance and Medicare supplement plans.

Financial Regulation

Useful handbooks, compliance guides and reports on financial analysis, company licensing, state audit requirements and receiverships.

Legal

Comprehensive collection of NAIC model laws, regulations and guidelines; state laws on insurance topics; and other regulatory guidance on antifraud and consumer privacy.

Market Regulation

Regulatory and industry guidance on market-related issues, including antifraud, product filing requirements, producer licensing and market analysis.

NAIC Activities

NAIC member directories, in-depth reporting of state regulatory activities and official historical records of NAIC national meetings and other activities.

Special Studies

Studies, reports, handbooks and regulatory research conducted by NAIC members on a variety of insurance-related topics.

Statistical Reports

Valuable and in-demand insurance industry-wide statistical data for various lines of business, including auto, home, health and life insurance.

Supplementary Products

Guidance manuals, handbooks, surveys and research on a wide variety of issues.

Capital Markets & Investment Analysis

Information regarding portfolio values and procedures for complying with NAIC reporting requirements.

White Papers

Relevant studies, guidance and NAIC policy positions on a variety of insurance topics.

For more information about NAIC publications, view our online catalog at:

 <http://store.naic.org>

© 2014 National Association of Insurance Commissioners. All rights reserved.

ISBN: JI Ì ÈÈ JJFÌ È I È

Printed in the United States of America

No part of this book may be reproduced, stored in a retrieval system, or transmitted in any form or by any means, electronic or mechanical, including photocopying, recording, or any storage or retrieval system, without written permission from the NAIC.

NAIC Executive Office
444 North Capitol Street, NW
Suite 700
Washington, DC 20001
202.471.3990

NAIC Central Office
1100 Walnut Street
Suite 1500
Kansas City, MO 64106
816.842.3600

NAIC Capital Markets
& Investment Analysis Office
One New York Plaza, Suite 4210
New York, NY 10004
212.398.9000

Companion Products

The following companion products provide additional information on the same or similar subject matter. Many customers who purchase the **Market Share Reports for Groups and Companies** also purchase one or more of the following:




Competition Database Report

Helps subscribers examine the competitiveness of state insurance markets. Serves as a starting point for studies of competition and can provide insight when used to make multi-state and multi-year comparisons. Includes various structural and performance measures that are readily determinable or available from NAIC databases or other sources. Updated annually.




Market Share Reports for the Top 25 Property/Casualty Insurers Over 25 Years

Helps subscribers identify and analyze current and historical growth patterns of the top 25 property/casualty groups and companies over the preceding 25 years. Provides market share rankings, premium data and direct loss ratios for 32 different lines of business. Electronic only.




Profitability by Line by State

Helps subscribers compare profitability among different states and property/casualty lines, using statistics derived from state page data in the annual statement and the Insurance Expense Exhibit. Provides aggregate statistics on premiums, losses, expenses, investment income and estimated profits for the preceding calendar year. Also shows estimated underwriting profits, operating profits and estimated federal taxes. Updated annually.



Statistical Compilation of Annual Statement Information

Provides aggregate annual statement data for property/casualty, life/health insurance companies, all HMOs and companies that write accident & health insurance and file annual statements with the NAIC. Updated annually.



Statistical Handbook of Data Available to Insurance Regulators

Insurance regulators use statistical data to evaluate the rates and rating structures used by insurers in their respective jurisdictions. This publication describes the collection, compilation and reporting of insurance statistical information.



Financial Statement Data

Purchase the data that is the basis of this report and manipulate it to achieve the best possible results for your research. With 10 years of data available, the NAIC can help you determine market share, conduct market research and track industry trends. Contact us at 816-783-8300 or mdp@naic.org for a quote!

How to Order



816.783.8300



prodserv@naic.org



<http://store.naic.org>

2013 Market Share Reports for Property/Casualty Groups and Companies

TABLE OF CONTENTS

Introduction	1
Table of Cumulative Market Share	3
Direct Written Premium Trend Graph	7

2013 Market Share Reports by Line of Business

<u>Line Number</u>		
35	Total All Lines.....	9
01	Fire	25
02.1	Allied Lines.....	41
02.2	Multiple Peril Crop.....	57
02.3	Federal Flood	69
03	Farmowners Multiple Peril.....	85
04	Homeowners Multiple Peril	99
05.1 , 05.2	Total Commercial Multiple Peril	115
06	Mortgage Guaranty	131
08	Ocean Marine	143
09	Inland Marine	159
10	Financial Guaranty.....	175
11	Medical Malpractice	183
12	Earthquake.....	199
16	Workers' Compensation	215
17.1 , 17.2	Other Liability	231
17.3	Excess Workers' Compensation	247
18	Products Liability	261
19.1 , 19.2	Private Passenger Auto Liability.....	277
21.1	Private Passenger Auto Physical Damage	293
19.1 , 19.2 , 21.1	Total Private Passenger Auto	309
19.3 , 19.4	Commercial Auto Liability	325
21.2	Commercial Auto Physical Damage.....	341
19.3 , 19.4 , 21.2	Total Commercial Auto.....	357
22	Aircraft (All Perils).....	373
23	Fidelity	389
24	Surety	405
26	Burglary and Theft.....	421
27	Boiler and Machinery	437
28	Credit	453
30	Warranty	467
34	Aggregate Write-Ins for Other Lines of Business.....	481
Technical Notes.....		497
Index of Insurer Groups and Companies.....		503

INTRODUCTION

These *2013 Market Share Reports for Property/Casualty Groups and Companies* are intended to make property/casualty market share information more readily available. Direct Written Premiums are taken from the “Exhibit of Premiums and Losses” (Page 19–Statutory Page 14) in the NAIC property/casualty annual statement. In the Workers’ Compensation and Total All Lines sections of this report, Direct Written Premiums includes prior-year state fund premium data reported directly to the NAIC for the following states: Montana, North Dakota, Ohio, South Carolina, and Washington. In the Fire, Homeowners, Allied, and Total All Lines sections of this report, Direct Written Premiums includes estimated 2013 premium data reported directly to the NAIC from the Louisiana state-run property insurer of last resort. Accordingly, for purposes of this report, “group” refers to those companies with a common NAIC group code. Companies that are not part of a group are identified by their individual NAIC company code.

Market share by group, rather than by individual company, was selected on the basis that groups more accurately reflect the number of distinct entities that are competing against one another for business in the market. An index listing the individual insurers within a group is included at the end of the report. Insurers merge, change names, and buy and sell companies; however, the index gives a view of group structures included in this report as filed with the NAIC by the date this report was generated.

Market shares for 30 lines of business are included in this report. The top 125 groups and companies countrywide* are shown for each line of business. By state, the report is limited to the top 10 groups and companies in order to keep the publication to a manageable size. Market shares for the individual accident and health lines of business are not included in this report. Accident and health insurance data are reported to the NAIC on four annual statements: property/casualty, life/health, fraternal, and health. Market share information for accident and health coverages is included in a separate publication, *Market Share Reports for the Top 125 Accident and Health Insurers*. That publication combines accident and health data from all four annual statement types. (**Note:** The “Total All Lines” market share in this publication represents Total Line 35 as reported on annual statement Page 19 and, therefore, *will* include accident and health data.)

Commercial Multi-Peril (CMP) is shown in total only, as the distinction between the property and liability portions of CMP are meaningful for analysis of loss development, but less so for analysis of market share. No Fault and Liability coverages are combined for both private passenger and commercial auto due to inconsistent reporting of No Fault data among the various companies and states.

This report format may not satisfy all needs for market share information; however, a report containing the top 10 writers by state (and the top 125 countrywide) should have general utility. The report provides cumulative market share data for the top 10 writers, which is one indicator of the degree of market concentration in a line of business. The report also provides the countrywide and by-state direct loss ratios for the top writers in each line of business, as well as a countrywide and by-state “total industry” loss ratio for each. Tables displaying the cumulative market shares and the direct loss ratios for each line of business on a countrywide basis follow this introduction. Starting with the 2005 edition, premium earned and incurred losses were added to the table displaying the direct loss ratios for each line of business. These figures include only data taken from the “Exhibit of Premiums and Losses” (Page 19–Statutory Page 14) in the NAIC property/casualty annual statement.

**This includes companies that file an annual statement with the NAIC. This may include premium written in Canada and other international jurisdictions.*

The loss ratios in this report reflect a simple calendar-year result. Loss ratios are reported as “N/A” for groups and companies with zero or negative earned premiums. **While these loss ratios provide some information about results for that year, they should not be considered as measures of overall profitability.** Many other factors, including expenses and investment income, are used in developing profitability measures. Many property lines—such as earthquake, homeowners, allied lines, and inland marine—are subject to extreme fluctuations in results, due, in particular, to the occurrence of major catastrophes such as tornadoes, earthquakes and civil disturbances.

For further analysis of the profitability of lines of business, refer to the NAIC *Report on Profitability by Line by State*. That report is also on a calendar-year basis, but it includes a 10-year aggregation of results. For lines not specifically included in the *Report on Profitability*, the NAIC *Statistical Compilation of Annual Statement Information for Property/Casualty Companies* contains a countrywide, calendar-year industry aggregation of the Insurance Expense Exhibit (IEE).

If you have any questions regarding this report, please contact Teresa Cooper at (816) 783-8226 or Sara Robben at (816) 783-8230. Questions can also be sent to researchrequest@naic.org. Additional copies of this report can be obtained from:

**NAIC CENTRAL OFFICE
1100 Walnut Street, Suite 1500
Kansas City, MO 64106-2197**

Telephone: (816) 783-8300 Email: prodserv@naic.org

PROPERTY AND CASUALTY INSURANCE INDUSTRY

2013 MARKET SHARE REPORT

Direct Loss Ratios by Line of Business

States, U. S. Territories, Canada and Aggregate Other Alien

(In Millions)

Line of Business	2013		2012		2011		2010		2009	
	Earned Premium	Direct Losses	Earned Premium	Direct Losses	Earned Premium	Direct Losses	Earned Premium	Direct Losses	Earned Premium	Direct Losses
35. Total all LOB (includes lines not shown on this report)	541,075.1	303,292.4	518,226.9	329,427.9	499,993.2	327,742.5	485,812.5	290,650.9	490,070.8	295,426.7
Loss Ratios		56.05		63.57		65.55		59.83		60.28
1. Fire	13,420.2	4,830.7	13,452.8	5,078.5	13,177.6	5,860.6	12,958.6	4,208.2	12,702.4	4,647.2
Loss Ratios		36.00		37.75		44.47		32.47		36.59
2.1 Allied lines	13,063.2	5,564.6	12,643.4	9,709.9	11,904.2	8,627.8	11,706.6	5,267.1	11,250.1	4,056.4
Loss Ratios		42.60		76.80		72.48		44.99		36.06
2.2 Multiple peril crop	11,787.4	12,990.3	11,074.7	15,315.6	12,228.8	10,716.8	7,477.8	2,879.1	8,697.1	5,986.5
Loss Ratios		110.20		138.29		87.64		38.50		68.83
2.3 Federal flood	3,000.0	2,653.0	2,831.9	5,562.5	2,872.5	1,793.7	3,044.9	670.3	2,936.9	1,049.7
Loss Ratios		88.43		196.43		62.44		22.01		35.74
3. Farmowners multiple peril	3,546.9	1,894.7	3,320.1	2,074.2	3,078.8	2,697.5	2,926.5	1,988.5	2,765.1	1,908.3
Loss Ratios		53.42		62.47		87.61		67.95		69.01
4. Homeowners multiple peril	80,825.3	37,408.4	76,291.1	44,785.9	72,851.9	55,159.1	69,921.5	42,207.2	66,612.8	39,480.9
Loss Ratios		46.28		58.70		75.71		60.36		59.27
5.1 Commercial multiple peril (non-liability portion)	24,148.9	10,873.1	22,730.9	14,404.2	21,670.7	15,850.8	21,671.8	11,851.7	21,912.0	10,980.5
Loss Ratios		45.03		63.37		73.14		54.69		50.11
5.2 Commercial multiple peril (liability portion)	13,062.5	5,913.1	12,529.4	5,380.3	11,970.4	5,171.8	11,777.7	4,662.9	12,297.5	4,430.7
Loss Ratios		45.27		42.94		43.20		39.59		36.03
Total commercial peril	37,211.5	16,786.2	35,260.3	19,784.5	33,641.1	21,022.6	33,449.5	16,514.7	34,209.5	15,411.2
Loss Ratios		45.11		56.11		62.49		49.37		45.05

* Loss Ratio = [(Incurred Losses / Earned Premiums) * 100]

These loss ratios represent the results for a calendar year and should not be considered as measures of overall profitability of a line of insurance.

PROPERTY AND CASUALTY INSURANCE INDUSTRY

2013 MARKET SHARE REPORT

Direct Loss Ratios by Line of Business

States, U. S. Territories, Canada and Aggregate Other Alien

(In Millions)

Line of Business	2013		2012		2011		2010		2009	
	Earned Premium	Direct Losses	Earned Premium	Direct Losses	Earned Premium	Direct Losses	Earned Premium	Direct Losses	Earned Premium	Direct Losses
6. Mortgage guaranty	4,068.3	2,838.4	4,025.0	6,108.8	4,489.7	8,736.9	4,901.3	7,837.6	5,632.4	12,013.5
Loss Ratios		69.77		151.77		194.60		159.91		213.29
8. Ocean marine	3,895.8	1,423.9	4,026.4	2,529.6	4,109.4	1,724.0	3,657.4	2,018.9	3,828.6	1,778.9
Loss Ratios		36.55		62.83		41.95		55.20		46.46
9. Inland marine	16,881.2	7,318.1	15,277.6	8,818.2	13,914.7	6,934.8	13,352.9	5,732.7	13,949.0	6,320.2
Loss Ratios		43.35		57.72		49.84		42.93		45.31
10. Financial guaranty	1,858.5	-1,631.6	2,164.4	452.2	2,084.0	2,846.1	2,331.6	4,185.6	2,663.1	6,669.2
Loss Ratios		-87.79		20.89		136.57		179.52		250.43
11. Medical professional liability	9,858.7	3,999.0	10,101.3	4,171.4	10,308.6	3,571.6	10,564.7	3,429.1	10,835.2	3,848.3
Loss Ratios		40.56		41.30		34.65		32.46		35.52
12. Earthquake	2,279.7	-38.3	2,247.9	-28.4	2,100.2	235.1	2,036.2	12.2	1,968.7	3.2
Loss Ratios		-1.68		-1.26		11.19		0.60		0.16
16. Workers compensation	55,191.7	34,876.6	51,188.9	36,109.5	47,227.6	33,901.2	44,231.0	34,636.2	46,933.1	33,407.8
Loss Ratios		63.19		70.54		71.78		78.31		71.18
17.1, 17.2 Other liability	51,564.1	25,431.1	48,886.0	25,083.6	46,493.9	22,448.8	46,530.9	24,928.5		
Loss Ratios		49.32		51.31		48.28		53.57		
17.3 Excess workers compensation	1,054.6	1,188.1	965.2	1,104.0	957.0	1,075.6	878.6	927.3	927.6	525.7
Loss Ratios		112.66		114.38		112.40		105.54		56.67
18. Products liability	3,359.8	1,726.3	3,074.0	1,507.2	2,803.1	1,777.1	2,674.7	1,859.6	3,071.9	1,297.6
Loss Ratios		51.38		49.03		63.40		69.53		42.24

* Loss Ratio = [(Incurred Losses / Earned Premiums) * 100]

These loss ratios represent the results for a calendar year and should not be considered as measures of overall profitability of a line of insurance.

PROPERTY AND CASUALTY INSURANCE INDUSTRY

2013 MARKET SHARE REPORT

Direct Loss Ratios by Line of Business

States, U. S. Territories, Canada and Aggregate Other Alien

(In Millions)

Line of Business	2013		2012		2011		2010		2009	
	Earned Premium	Direct Losses	Earned Premium	Direct Losses	Earned Premium	Direct Losses	Earned Premium	Direct Losses	Earned Premium	Direct Losses
19.1 Private passenger auto no-fault (per. injury protection)	15,006.7	12,313.3	14,623.5	13,137.2	13,468.1	15,026.6	12,294.8	13,470.0	11,495.8	12,482.8
Loss Ratios		82.05		89.84		111.57		109.56		108.59
19.2 Other private passenger auto liability	94,952.0	61,924.4	91,387.2	58,451.7	89,170.4	56,379.1	87,819.4	55,643.9	86,406.6	55,031.1
Loss Ratios		65.22		63.96		63.23		63.36		63.69
21.1 Private passenger auto physical damage	69,512.7	43,367.9	66,679.2	42,985.7	65,291.0	42,057.0	65,457.2	38,032.5	66,282.0	38,389.2
Loss Ratios		62.39		64.47		64.41		58.10		57.92
Total Private Passenger	179,471.4	117,605.6	172,689.9	114,574.7	167,929.5	113,462.7	165,571.4	107,146.4	164,184.4	105,903.1
Loss Ratios		65.53		66.35		67.57		64.71		64.50
19.3 Commercial auto no-fault (per. injury protection)	644.9	371.8	762.3	557.1	732.8	614.9	682.5	500.5	683.2	467.4
Loss Ratios		57.65		73.08		83.91		73.33		68.41
19.4 Other commercial auto liability	19,357.1	12,150.4	18,189.3	11,249.7	17,670.9	9,840.9	17,885.9	9,078.1	18,737.7	9,785.2
Loss Ratios		62.77		61.85		55.69		50.76		52.22
21.2 Commercial auto physical damage	6,106.6	3,819.0	5,713.3	3,884.3	5,438.8	3,715.9	5,554.9	3,211.7	6,094.6	3,283.2
Loss Ratios		62.54		67.99		68.32		57.82		53.87
Total Commercial Auto	26,108.6	16,341.2	24,664.9	15,691.0	23,842.6	14,171.7	24,123.2	12,790.2	25,515.6	13,535.8
Loss Ratios		62.59		63.62		59.44		53.02		53.05
22. Aircraft (all perils)	1,769.8	802.4	1,931.7	758.1	1,738.0	872.5	1,895.7	980.7	1,959.4	1,060.6
Loss Ratios		45.34		39.24		50.20		51.73		54.13
23. Fidelity	1,185.5	524.3	1,162.7	639.3	1,149.2	526.6	1,132.2	612.8	1,142.6	559.8
Loss Ratios		44.22		54.98		45.82		54.12		48.99

* Loss Ratio = [(Incurred Losses / Earned Premiums) * 100]

These loss ratios represent the results for a calendar year and should not be considered as measures of overall profitability of a line of insurance.

PROPERTY AND CASUALTY INSURANCE INDUSTRY

2013 MARKET SHARE REPORT

Direct Loss Ratios by Line of Business

States, U. S. Territories, Canada and Aggregate Other Alien

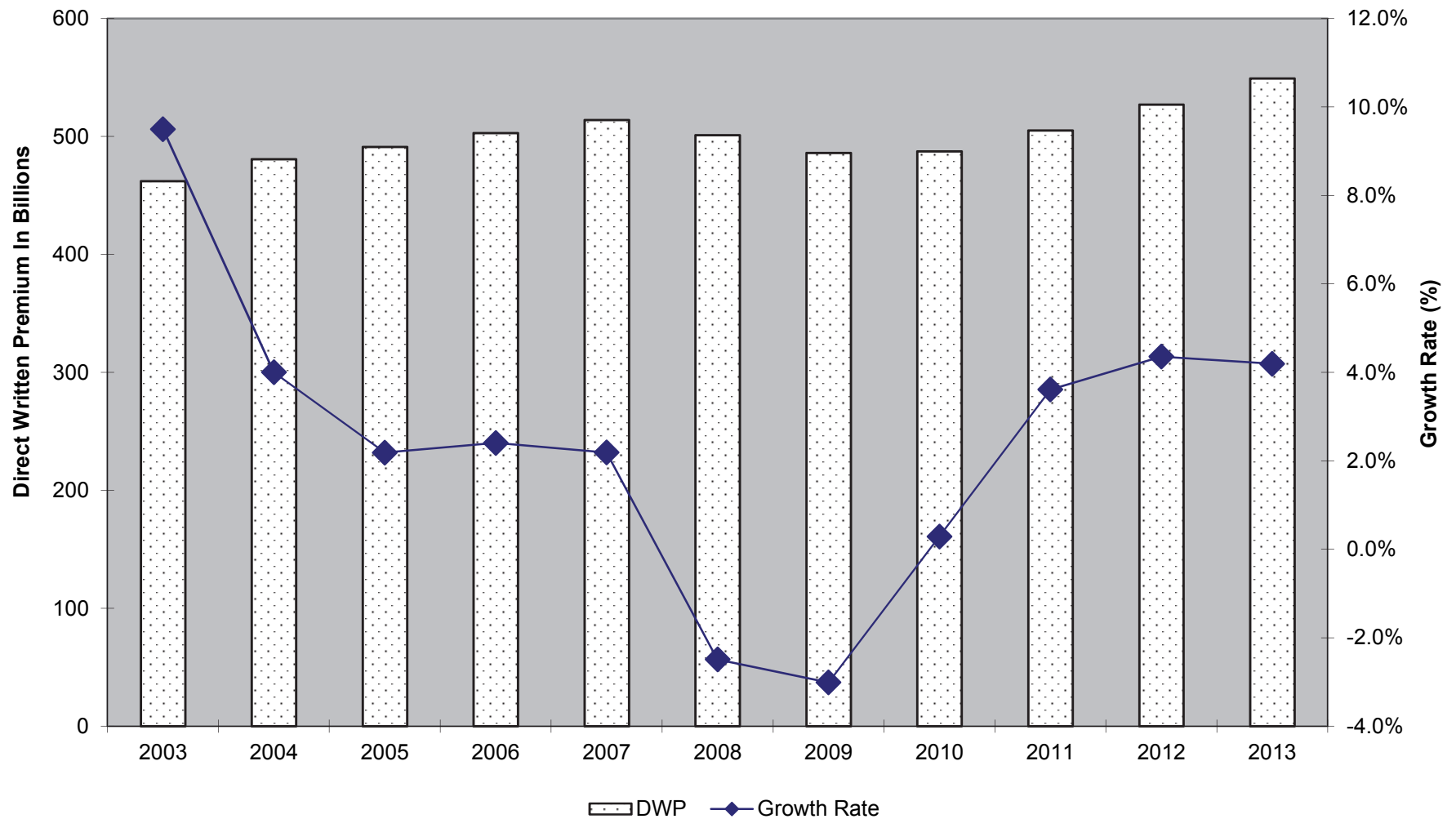
(In Millions)

Line of Business	2013		2012		2011		2010		2009	
	Earned Premium	Direct Losses	Earned Premium	Direct Losses	Earned Premium	Direct Losses	Earned Premium	Direct Losses	Earned Premium	Direct Losses
24. Surety	5,181.1	843.1	5,148.7	1,111.6	5,166.7	688.7	5,284.4	716.1	5,325.7	1,036.8
Loss Ratios		16.27		21.59		13.33		13.55		19.47
26. Burglary and theft	237.0	25.3	226.7	46.6	194.8	46.4	182.3	39.5	170.2	21.4
Loss Ratios		10.66		20.55		23.84		21.64		12.60
27. Boiler and Machinery	1,517.0	504.3	1,481.2	579.0	1,389.7	498.6	1,335.2	402.0	1,365.7	410.6
Loss Ratios		33.24		39.09		35.88		30.11		30.07
28. Credit	2,076.1	529.0	2,310.9	667.0	2,287.4	625.3	2,246.2	1,229.3	2,105.7	2,204.1
Loss Ratios		25.48		28.86		27.34		54.73		104.67
30. Warranty	2,509.3	1,704.6	2,608.5	1,663.9	2,865.4	1,963.0	2,862.9	1,937.0	2,799.9	1,826.9
Loss Ratios		67.93		63.79		68.51		67.66		65.25

* Loss Ratio = [(Incurred Losses / Earned Premiums) * 100]

These loss ratios represent the results for a calendar year and should not be considered as measures of overall profitability of a line of insurance.

Direct Written Premium Trend 2003 - 2013



35—Total All Lines

PROPERTY AND CASUALTY INSURANCE INDUSTRY
MARKET SHARE REPORT - TOTAL PREMIUM
BY GROUP
35 - TOTAL ALL LINES

May 15, 2014

STATE	Rank	Group/ Company Code	Group/ Company Name	Direct Premiums Written (000)	Direct Premiums Earned (000)	Direct Loss to EP Ratio	Direct Loss & DCC to EP Ratio	Market Share %	Cumulative Market Share %
Countrywide	1	176	STATE FARM GRP	55,994,246	55,013,285	60.38	63.47	10.20	10.20
	2	111	LIBERTY MUT GRP	29,444,950	28,935,335	58.26	63.83	5.36	15.56
	3	8	ALLSTATE INS GRP	27,583,581	27,165,769	57.85	60.81	5.02	20.58
	4	31	BERKSHIRE HATHAWAY GRP	23,169,141	22,299,971	64.05	68.11	4.22	24.80
	5	3548	TRAVELERS GRP	22,842,941	22,785,707	46.71	52.24	4.16	28.96
	6	69	FARMERS INS GRP	18,284,148	18,236,243	56.24	58.04	3.33	32.28
	7	140	NATIONWIDE CORP GRP	18,079,537	17,625,884	58.27	61.62	3.29	35.58
	8	12	AMERICAN INTL GRP	17,802,678	20,428,123	50.24	56.37	3.24	38.82
	9	155	PROGRESSIVE GRP	17,562,610	17,318,799	63.60	65.47	3.20	42.02
	10	200	UNITED SERV AUTOMOBILE ASSN GRP	14,562,012	14,086,552	64.09	65.78	2.65	44.67
	11	212	ZURICH INS GRP	11,183,878	11,060,313	55.25	63.85	2.04	46.70
	12	91	HARTFORD FIRE & CAS GRP	10,870,904	10,792,031	59.58	66.02	1.98	48.68
	13	38	CHUBB INC GRP	9,914,367	9,833,156	38.27	45.69	1.81	50.49
	14	626	ACE LTD GRP	9,752,969	9,585,844	53.52	59.51	1.78	52.26
	15	218	CNA INS GRP	8,945,831	8,501,185	56.64	65.18	1.63	53.89
	16	473	AMERICAN FAMILY INS GRP	6,608,588	6,448,329	60.83	62.03	1.20	55.10
	17	280	AUTO OWNERS GRP	5,527,796	5,402,280	59.67	64.36	1.01	56.10
	18	796	QBE INS GRP	5,402,895	5,502,685	65.39	68.22	0.98	57.09
	19	213	ERIE INS GRP	5,076,003	4,850,301	58.92	62.25	0.92	58.01
	20	98	WR BERKLEY CORP GRP	4,598,538	4,318,168	59.96	65.62	0.84	58.85
	21	19	ASSURANT INC GRP	4,558,820	4,403,174	33.06	33.26	0.83	59.68
	22	84	AMERICAN FINANCIAL GRP	4,409,025	4,293,803	62.18	67.29	0.80	60.48
	23	761	ALLIANZ INS GRP	4,251,391	4,309,789	57.52	60.53	0.77	61.25
	24	2538	AMTRUST NGH GRP	4,091,992	3,710,791	60.87	66.58	0.75	62.00
	25	244	CINCINNATI FIN GRP	4,084,470	3,905,985	49.72	53.46	0.74	62.74
	26	3098	TOKIO MARINE HOLDINGS INC GRP	3,958,187	3,774,840	55.49	61.69	0.72	63.46
	27	88	THE HANOVER INS GRP	3,823,319	3,806,951	52.56	57.08	0.70	64.16
	28	65	FM GLOBAL GRP	3,577,815	3,492,864	43.28	44.99	0.65	64.81
	29	241	METROPOLITAN GRP	3,446,061	3,323,056	58.27	59.84	0.63	65.44
	30	150	OLD REPUBLIC GRP	3,375,845	3,322,153	60.73	68.42	0.61	66.05
	31	158	FAIRFAX FIN GRP	3,295,151	3,291,567	58.35	64.97	0.60	66.65
	32	1318	AUTO CLUB ENTERPRISES INS GRP	3,089,050	3,024,490	58.75	60.36	0.56	67.22
	33	1285	XL AMER GRP	2,871,800	2,756,198	50.06	60.06	0.52	67.74
	34	1278	CSAA INS GRP	2,836,762	2,818,427	63.08	65.06	0.52	68.25
	35	10064	CITIZENS PROP INS CORP	2,761,638	2,954,580	17.06	22.52	0.50	68.76
	36	660	MERCURY GEN GRP	2,682,060	2,648,765	61.06	64.74	0.49	69.25
	37	471	WELLS FARGO GRP	2,603,593	2,682,805	105.61	105.64	0.47	69.72
	38	50	COUNTRY INS & FIN SERV GRP	2,348,503	2,305,210	57.32	58.86	0.43	70.15
	39	785	MARKEL CORP GRP	2,322,908	2,112,410	42.00	44.87	0.42	70.57
	40	411	MAPFRE INS GRP	2,315,098	2,252,108	55.40	56.98	0.42	70.99
	41	36102	STATE INS FUND	2,283,287	2,265,141	7.64	9.83	0.42	71.41
	42	361	MUNICH RE GRP	2,268,686	2,224,010	42.06	44.44	0.41	71.82
	43	242	SELECTIVE INS GRP	2,135,158	2,049,895	55.45	61.28	0.39	72.21
	44	55	AUTOMOBILE CLUB MI GRP	2,098,396	2,089,954	73.05	75.45	0.38	72.59
	45	175	STATE AUTO MUT GRP	1,995,286	1,951,393	50.81	54.70	0.36	72.96
	46	1279	ARCH INS GRP	1,942,245	1,857,910	43.45	49.74	0.35	73.31
	47	169	SENTRY INS GRP	1,921,014	1,874,670	67.63	70.73	0.35	73.66
	48	28	AMICA MUT GRP	1,792,800	1,740,958	56.08	58.73	0.33	73.98
	49	708	NEW JERSEY MANUFACTURERS GRP	1,770,329	1,704,854	64.28	70.93	0.32	74.31
	50	228	WESTFIELD GRP	1,694,047	1,655,605	48.65	53.98	0.31	74.62
	51	4670	STARR GRP	1,677,363	1,440,637	65.85	74.69	0.31	74.92
	52	3703	TOWER GRP	1,630,519	1,733,730	69.04	79.29	0.30	75.22
	53		WASHINGTON STATE FUND	1,584,213	1,584,213	136.52	145.98	0.29	75.51
	54		OHIO BUREAU OF WORKERS' COMPENSATION	1,539,301	1,533,153	74.14	97.28	0.28	75.79
	55	181	SWISS RE GRP	1,505,779	1,474,725	57.51	59.32	0.27	76.06
	56	501	ALLEGHANY GRP	1,451,392	1,350,622	44.96	51.22	0.26	76.33
	57	215	KEMPER CORP GRP	1,442,098	1,496,311	56.00	56.52	0.26	76.59
	58	62	EMC INS CO GRP	1,417,394	1,375,550	53.67	57.83	0.26	76.85
	59	3416	AXIS CAPITAL GRP	1,372,818	1,303,477	55.87	59.36	0.25	77.10
	60	123	SHELTER INS GRP	1,349,322	1,326,704	66.37	68.09	0.25	77.34
	61	513	IOWA FARM BUREAU GRP	1,343,358	1,316,229	69.83	70.95	0.24	77.59
	62	3495	INFINITY PROP & CAS INS GRP	1,339,803	1,311,942	64.73	67.51	0.24	77.83
	63	3786	ENDURANCE GRP	1,278,372	1,267,087	103.80	107.29	0.23	78.06
	64	1120	EVEREST REINS HOLDINGS GRP	1,243,155	1,183,647	81.81	90.53	0.23	78.29
	65	267	GRANGE MUT CAS GRP	1,191,388	1,157,226	61.09	63.85	0.22	78.51

PROPERTY AND CASUALTY INSURANCE INDUSTRY
MARKET SHARE REPORT - TOTAL PREMIUM
BY GROUP
35 - TOTAL ALL LINES

May 15, 2014

STATE	Rank	Group/ Company Code	Group/ Company Name	Direct Premiums Written (000)	Direct Premiums Earned (000)	Direct Loss to EP Ratio	Direct Loss & DCC to EP Ratio	Market Share %	Cumulative Market Share %
Countrywide	66	7	FEDERATED MUT GRP	1,186,684	1,130,496	57.86	61.64	0.22	78.72
	67	408	AMERICAN NATL FIN GRP	1,181,596	1,196,826	56.38	59.03	0.22	78.94
	68	3239	ALLIED WORLD ASSUR HOLDING GRP	1,160,584	1,065,983	37.05	63.27	0.21	79.15
	69	984	HCC INS HOLDINGS GRP	1,153,322	1,142,768	35.35	45.72	0.21	79.36
	70	483	SOUTHERN FARM BUREAU CAS GRP	1,152,797	1,138,421	62.53	64.69	0.21	79.57
	71	303	GUIDEONE INS GRP	1,138,555	1,117,235	71.80	72.93	0.21	79.78
	72	694	TENNESSEE FARMERS GRP	1,135,613	1,117,269	58.44	60.03	0.21	79.98
	73	1129	WHITE MOUNTAINS GRP	1,133,333	1,069,233	35.28	56.47	0.21	80.19
	74	14184	ACUITY A MUT INS CO	1,124,310	1,064,544	53.64	57.42	0.20	80.39
	75	35076	STATE COMPENSATION INS FUND	1,112,518	1,109,994	74.39	86.50	0.20	80.60
	76	5	ALFA INS GRP	1,096,790	1,080,515	61.36	62.90	0.20	80.80
	77	306	CUNA MUT GRP	1,094,538	1,097,692	81.27	81.67	0.20	80.99
	78	766	RADIAN GRP	1,050,431	930,709	57.76	57.83	0.19	81.19
	79	22945	TEXAS MUT INS CO	1,031,357	961,156	51.14	52.64	0.19	81.37
	80	1344	ARX HOLDING CORP GRP	1,022,495	946,913	30.36	31.74	0.19	81.56
	81	4509	IRONSHORE GRP	1,003,299	883,680	46.11	55.55	0.18	81.74
	82	809	TEXAS FARM BUREAU MUT GRP	1,002,320	968,288	73.16	74.22	0.18	81.93
	83	457	ARGONAUT GRP	998,316	984,885	40.68	52.76	0.18	82.11
	84	105	MGIC GRP	989,977	971,628	87.03	87.57	0.18	82.29
	85	311	MAIN STREET AMER GRP	971,578	971,239	75.34	79.72	0.18	82.46
	86	225	IAT REINS CO GRP	933,614	888,365	72.35	77.18	0.17	82.63
	87	324	NORTH CAROLINA FARM BUREAU GRP	932,234	924,419	54.26	54.83	0.17	82.80
	88	15350	WEST BEND MUT INS CO	901,376	852,006	46.27	49.81	0.16	82.97
	89	109	KENTUCKY FARM BUREAU GRP	901,261	905,047	52.20	53.83	0.16	83.13
	90	4	AMERIPRISE FIN GRP	899,997	861,349	76.17	78.49	0.16	83.30
	91	572	BCBS OF MI GRP	870,054	840,077	55.67	60.79	0.16	83.45
	92	93	STATE NATL GRP	816,601	677,700	66.74	82.57	0.15	83.60
	93	4663	UNIVERSAL INS HOLDING GRP	783,894	788,477	20.75	22.98	0.14	83.75
	94	510	NAVIGATORS GRP	776,714	724,589	42.81	48.62	0.14	83.89
	95	586	ARBELLA INS GRP	775,357	751,779	51.94	54.72	0.14	84.03
	96	201	UTICA GRP	770,211	747,873	52.85	61.00	0.14	84.17
	97	783	RLI INS GRP	770,142	741,569	28.56	33.58	0.14	84.31
	98	248	UNITED FIRE & CAS GRP	754,594	726,221	41.23	47.37	0.14	84.45
	99	4574	CATLIN US INS GRP	742,714	655,365	40.92	50.60	0.14	84.58
	100	831	DOCTORS CO GRP	736,441	753,543	43.27	56.27	0.13	84.72
	101	3489	DELEK GRP	736,407	708,112	53.80	59.11	0.13	84.85
	102	748	MEADOWBROOK INS GRP	735,376	925,075	60.10	71.70	0.13	84.98
	103	188	SAFETY GRP	731,680	715,657	55.84	57.97	0.13	85.12
	104	250	DONEGAL GRP	701,068	680,783	57.09	60.58	0.13	85.24
	105	3484	TOWER HILL INS GRP	693,579	654,241	26.54	29.04	0.13	85.37
	106	1227	PALISADES GRP	692,077	689,298	59.32	59.88	0.13	85.50
	107	291	MOTORISTS MUT GRP	691,321	673,520	53.60	56.74	0.13	85.62
	108	124	AMERISURE CO GRP	691,292	667,572	55.99	68.52	0.13	85.75
	109	271	PENNSYLVANIA NATL INS GRP	681,691	656,932	64.77	71.15	0.12	85.87
	110	3363	EMPLOYERS HOLDINGS GRP	680,459	645,448	66.80	70.98	0.12	86.00
	111	569	FARMERS MUT HAIL INS GRP	664,560	676,982	85.00	85.06	0.12	86.12
	112	922	AMERICAN ASSETS GRP	658,565	647,658	43.75	51.92	0.12	86.24
	113	67	MICHIGAN FARM BUREAU GRP	635,994	612,082	60.25	63.56	0.12	86.35
	114	3179	HOME STATE INS GRP	633,399	596,793	64.96	68.32	0.12	86.47
	115	661	BCBS OF SC GRP	622,665	710,446	76.60	85.61	0.11	86.58
	116	18767	CHURCH MUT INS CO	618,619	608,533	50.08	51.87	0.11	86.69
	117	79	ALLY INS HOLDINGS GRP	597,370	644,662	55.96	54.46	0.11	86.80
	118	4766	TFP & TWI GRP	595,422	569,367	11.63	7.01	0.11	86.91
	119	474	FCCI MUT INS GRP	593,490	564,999	53.96	58.42	0.11	87.02
	120	1309	FRANKENMUTH GRP	593,038	585,297	56.65	60.37	0.11	87.13
	121	300	HORACE MANN GRP	588,567	580,054	58.05	59.02	0.11	87.23
	122	4747	WRM AMER GRP	585,762	531,017	18.73	18.98	0.11	87.34
	123	542	INDIANA FARM BUREAU GRP	584,713	574,172	60.79	62.23	0.11	87.45
	124	4254	THE WARRANTY GRP	583,948	464,991	55.36	58.32	0.11	87.55
	125	4011	GENWORTH FIN GRP	583,010	569,907	69.46	69.46	0.11	87.66
			INDUSTRY TOTAL	549,230,709	541,075,323	56.05	60.66	100.00	100.00

PROPERTY AND CASUALTY INSURANCE INDUSTRY
MARKET SHARE REPORT - TOTAL PREMIUM
BY GROUP
35 - TOTAL ALL LINES

May 15, 2014

STATE	Rank	Group/ Company Code	Group/ Company Name	Direct Premiums Written (000)	Direct Premiums Earned (000)	Direct Loss to EP Ratio	Direct Loss & DCC to EP Ratio	Market Share %	Cumulative Market Share %
Alabama	1	176	STATE FARM GRP	1,154,133	1,126,736	60.20	61.79	15.79	15.79
	2	5	ALFA INS GRP	697,513	697,841	56.61	57.59	9.54	25.33
	3	8	ALLSTATE INS GRP	465,486	449,819	48.93	50.22	6.37	31.70
	4	3548	TRAVELERS GRP	346,379	339,255	56.61	61.61	4.74	36.44
	5	31	BERKSHIRE HATHAWAY GRP	270,042	255,633	66.13	69.07	3.69	40.14
	6	111	LIBERTY MUT GRP	262,903	257,814	56.24	63.72	3.60	43.73
	7	200	UNITED SERV AUTOMOBILE ASSN GRP	255,913	243,538	71.63	72.74	3.50	47.23
	8	140	NATIONWIDE CORP GRP	245,241	240,971	48.18	51.22	3.36	50.59
	9	69	FARMERS INS GRP	241,191	244,624	42.66	43.83	3.30	53.89
	10	155	PROGRESSIVE GRP	215,522	211,710	64.43	65.41	2.95	56.84
			STATE TOTAL	7,309,194	7,154,605	51.51	55.24	100.00	100.00
Alaska	1	12	AMERICAN INTL GRP	235,454	238,768	3.44	3.94	13.58	13.58
	2	176	STATE FARM GRP	205,200	203,941	44.32	45.10	11.83	25.41
	3	111	LIBERTY MUT GRP	141,053	139,544	62.24	66.62	8.14	33.55
	4	38733	ALASKA NATL INS CO	129,139	119,574	29.53	30.99	7.45	41.00
	5	8	ALLSTATE INS GRP	116,288	117,179	43.22	44.88	6.71	47.70
	6	200	UNITED SERV AUTOMOBILE ASSN GRP	106,285	103,137	63.34	64.12	6.13	53.83
	7	31	BERKSHIRE HATHAWAY GRP	101,915	99,079	55.54	58.25	5.88	59.71
	8	212	ZURICH INS GRP	69,661	69,952	44.06	47.20	4.02	63.73
	9	155	PROGRESSIVE GRP	55,207	55,264	51.63	52.90	3.18	66.91
	10	3548	TRAVELERS GRP	36,131	34,328	26.62	32.04	2.08	69.00
			STATE TOTAL	1,733,893	1,707,831	37.59	39.73	100.00	100.00
Arizona	1	176	STATE FARM GRP	970,722	947,531	59.82	62.48	11.23	11.23
	2	69	FARMERS INS GRP	689,410	686,293	53.57	54.71	7.98	19.21
	3	8	ALLSTATE INS GRP	491,115	485,057	53.85	55.29	5.68	24.90
	4	111	LIBERTY MUT GRP	490,938	470,510	39.91	43.91	5.68	30.58
	5	31	BERKSHIRE HATHAWAY GRP	476,495	453,561	68.30	72.77	5.51	36.09
	6	155	PROGRESSIVE GRP	385,617	382,499	67.03	68.08	4.46	40.55
	7	200	UNITED SERV AUTOMOBILE ASSN GRP	385,237	376,655	62.99	64.14	4.46	45.01
	8	473	AMERICAN FAMILY INS GRP	358,171	352,814	61.12	62.05	4.14	49.16
	9	3548	TRAVELERS GRP	348,759	339,504	38.91	44.35	4.04	53.19
	10	91	HARTFORD FIRE & CAS GRP	243,971	242,867	42.40	44.78	2.82	56.02
			STATE TOTAL	8,641,103	8,431,648	54.45	58.61	100.00	100.00
Arkansas	1	176	STATE FARM GRP	622,796	607,086	54.35	55.50	13.87	13.87
	2	13757	FARM BUREAU MUT INS CO OF AR INC	246,418	242,992	38.85	39.56	5.49	19.36
	3	123	SHELTER INS GRP	229,700	226,225	52.18	53.35	5.12	24.48
	4	483	SOUTHERN FARM BUREAU CAS GRP	227,654	226,600	65.96	66.14	5.07	29.55
	5	8	ALLSTATE INS GRP	197,462	193,758	43.64	44.88	4.40	33.95
	6	3548	TRAVELERS GRP	191,797	188,966	51.26	54.58	4.27	38.22
	7	69	FARMERS INS GRP	186,351	184,775	44.55	45.19	4.15	42.37
	8	111	LIBERTY MUT GRP	174,671	165,279	45.34	49.55	3.89	46.26
	9	140	NATIONWIDE CORP GRP	142,969	139,037	48.42	49.97	3.18	49.45
	10	155	PROGRESSIVE GRP	118,524	117,445	58.54	59.54	2.64	52.09
			STATE TOTAL	4,489,097	4,433,698	55.07	57.43	100.00	100.00
California	1	69	FARMERS INS GRP	5,177,524	5,199,342	53.56	55.83	8.46	8.46
	2	176	STATE FARM GRP	5,145,288	5,105,986	55.27	58.66	8.41	16.87
	3	111	LIBERTY MUT GRP	3,055,056	3,035,271	56.88	63.83	4.99	21.87
	4	8	ALLSTATE INS GRP	2,675,049	2,671,191	52.67	55.69	4.37	26.24
	5	31	BERKSHIRE HATHAWAY GRP	2,500,900	2,343,169	59.79	66.80	4.09	30.33
	6	3548	TRAVELERS GRP	2,433,039	2,437,943	47.84	59.02	3.98	34.31
	7	12	AMERICAN INTL GRP	2,270,136	2,311,272	60.06	73.97	3.71	38.02
	8	1318	AUTO CLUB ENTERPRISES INS GRP	2,133,652	2,116,090	58.56	60.45	3.49	41.51
	9	660	MERCURY GEN GRP	2,125,863	2,087,394	61.28	64.61	3.48	44.98
	10	140	NATIONWIDE CORP GRP	1,907,385	1,846,036	54.00	60.01	3.12	48.10
			STATE TOTAL	61,172,866	60,210,891	55.71	62.26	100.00	100.00

PROPERTY AND CASUALTY INSURANCE INDUSTRY
MARKET SHARE REPORT - TOTAL PREMIUM
BY GROUP
35 - TOTAL ALL LINES

May 15, 2014

STATE	Rank	Group/ Company Code	Group/ Company Name	Direct Premiums Written (000)	Direct Premiums Earned (000)	Direct Loss to EP Ratio	Direct Loss & DCC to EP Ratio	Market Share %	Cumulative Market Share %
Colorado	1	176	STATE FARM GRP	1,077,052	1,044,687	73.34	75.83	11.63	11.63
	2	69	FARMERS INS GRP	640,992	645,186	70.47	71.29	6.92	18.55
	3	473	AMERICAN FAMILY INS GRP	551,074	536,726	78.74	79.27	5.95	24.50
	4	111	LIBERTY MUT GRP	516,973	494,636	57.97	62.19	5.58	30.08
	5	200	UNITED SERV AUTOMOBILE ASSN GRP	481,065	462,689	83.75	85.17	5.19	35.27
	6	41190	PINNACOL ASSUR	478,230	469,203	75.77	80.50	5.16	40.44
	7	8	ALLSTATE INS GRP	452,775	438,853	59.46	60.91	4.89	45.32
	8	3548	TRAVELERS GRP	427,606	424,669	54.22	58.07	4.62	49.94
	9	155	PROGRESSIVE GRP	359,782	354,372	70.49	71.12	3.88	53.83
	10	12	AMERICAN INTL GRP	310,654	294,663	88.56	97.83	3.35	57.18
			STATE TOTAL	9,262,430	9,012,263	69.94	73.72	100.00	100.00
Connecticut	1	111	LIBERTY MUT GRP	742,910	728,094	69.23	74.21	9.65	9.65
	2	3548	TRAVELERS GRP	641,400	642,385	47.11	50.99	8.33	17.98
	3	31	BERKSHIRE HATHAWAY GRP	448,581	431,554	69.13	71.88	5.83	23.81
	4	8	ALLSTATE INS GRP	437,415	435,017	52.20	54.59	5.68	29.49
	5	91	HARTFORD FIRE & CAS GRP	434,441	427,385	60.80	68.33	5.64	35.13
	6	38	CHUBB INC GRP	359,318	353,640	36.44	45.93	4.67	39.80
	7	140	NATIONWIDE CORP GRP	289,924	283,082	60.66	65.08	3.77	43.57
	8	12	AMERICAN INTL GRP	274,644	305,337	41.84	47.18	3.57	47.13
	9	155	PROGRESSIVE GRP	236,148	232,241	63.37	67.54	3.07	50.20
	10	176	STATE FARM GRP	207,843	203,144	67.87	70.16	2.70	52.90
			STATE TOTAL	7,698,389	7,541,994	54.96	59.52	100.00	100.00
Delaware	1	176	STATE FARM GRP	237,878	232,781	38.18	42.33	11.12	11.12
	2	34215	NUCLEAR ELECTRIC INS LTD	203,119	208,155	56.89	57.53	9.50	20.62
	3	140	NATIONWIDE CORP GRP	197,415	196,238	54.72	56.49	9.23	29.84
	4	111	LIBERTY MUT GRP	145,909	144,566	66.84	72.12	6.82	36.67
	5	12	AMERICAN INTL GRP	113,375	76,382	- 9.02	- 3.55	5.30	41.97
	6	31	BERKSHIRE HATHAWAY GRP	109,722	104,514	69.51	74.05	5.13	47.10
	7	3548	TRAVELERS GRP	75,250	74,706	47.43	52.01	3.52	50.61
	8	8	ALLSTATE INS GRP	60,866	59,631	54.78	57.63	2.85	53.46
	9	200	UNITED SERV AUTOMOBILE ASSN GRP	60,129	58,241	55.26	56.44	2.81	56.27
	10	155	PROGRESSIVE GRP	59,131	58,262	64.57	66.60	2.76	59.03
			STATE TOTAL	2,139,094	2,054,355	41.94	47.19	100.00	100.00
District Of Columbia	1	3548	TRAVELERS GRP	157,341	158,842	28.31	31.39	9.42	9.42
	2	12	AMERICAN INTL GRP	127,860	127,388	40.03	45.99	7.66	17.08
	3	31	BERKSHIRE HATHAWAY GRP	107,167	107,036	53.60	55.12	6.42	23.50
	4	111	LIBERTY MUT GRP	104,041	99,651	47.91	50.33	6.23	29.72
	5	176	STATE FARM GRP	96,673	95,985	43.73	46.02	5.79	35.51
	6	38	CHUBB INC GRP	95,447	95,428	19.37	24.41	5.72	41.23
	7	91	HARTFORD FIRE & CAS GRP	79,476	78,991	54.30	56.13	4.76	45.99
	8	212	ZURICH INS GRP	62,329	59,277	50.07	57.47	3.73	49.72
	9	1129	WHITE MOUNTAINS GRP	61,530	56,905	37.34	40.98	3.68	53.40
	10	626	ACE LTD GRP	46,828	42,804	- 22.95	- 19.57	2.80	56.21
			STATE TOTAL	1,670,005	1,637,833	47.75	51.84	100.00	100.00
Florida	1	176	STATE FARM GRP	3,264,140	3,317,349	51.27	60.86	7.89	7.89
	2	31	BERKSHIRE HATHAWAY GRP	2,958,637	2,869,129	63.94	67.17	7.15	15.04
	3	10064	CITIZENS PROP INS CORP	2,761,638	2,954,580	17.06	22.52	6.67	21.71
	4	155	PROGRESSIVE GRP	2,189,719	2,143,254	58.74	61.16	5.29	27.01
	5	8	ALLSTATE INS GRP	2,082,253	2,095,171	55.23	59.23	5.03	32.04
	6	111	LIBERTY MUT GRP	1,566,908	1,568,884	50.48	56.87	3.79	35.82
	7	200	UNITED SERV AUTOMOBILE ASSN GRP	1,406,989	1,370,657	45.71	47.86	3.40	39.23
	8	12	AMERICAN INTL GRP	1,219,439	1,236,112	47.11	51.39	2.95	42.17
	9	3548	TRAVELERS GRP	1,007,793	1,028,249	44.82	49.80	2.44	44.61
	10	19	ASSURANT INC GRP	973,281	957,322	26.78	26.85	2.35	46.96
			STATE TOTAL	41,377,101	40,695,058	42.60	47.27	100.00	100.00

PROPERTY AND CASUALTY INSURANCE INDUSTRY
MARKET SHARE REPORT - TOTAL PREMIUM
BY GROUP
35 - TOTAL ALL LINES

May 15, 2014

STATE	Rank	Group/ Company Code	Group/ Company Name	Direct Premiums Written (000)	Direct Premiums Earned (000)	Direct Loss to EP Ratio	Direct Loss & DCC to EP Ratio	Market Share %	Cumulative Market Share %
Georgia	1	176	STATE FARM GRP	2,216,293	2,158,664	74.21	76.08	14.73	14.73
	2	8	ALLSTATE INS GRP	1,129,995	1,106,441	62.49	64.22	7.51	22.24
	3	111	LIBERTY MUT GRP	813,078	795,271	69.26	72.79	5.40	27.65
	4	155	PROGRESSIVE GRP	772,289	773,078	65.85	67.60	5.13	32.78
	5	3548	TRAVELERS GRP	747,698	740,694	49.79	53.19	4.97	37.75
	6	31	BERKSHIRE HATHAWAY GRP	723,934	687,333	67.70	70.81	4.81	42.56
	7	200	UNITED SERV AUTOMOBILE ASSN GRP	686,291	657,954	81.74	83.04	4.56	47.13
	8	140	NATIONWIDE CORP GRP	476,182	454,751	68.27	71.30	3.17	50.29
	9	12	AMERICAN INTL GRP	457,200	435,523	37.82	41.25	3.04	53.33
	10	561	GEORGIA FARM BUREAU GRP	449,847	443,758	59.96	61.47	2.99	56.32
			STATE TOTAL	15,043,725	14,652,198	61.78	65.39	100.00	100.00
Hawaii	1	176	STATE FARM GRP	251,457	247,179	42.82	43.69	11.52	11.52
	2	3098	TOKIO MARINE HOLDINGS INC GRP	223,090	217,562	34.85	39.79	10.22	21.73
	3	31	BERKSHIRE HATHAWAY GRP	158,467	157,110	54.97	56.66	7.26	28.99
	4	200	UNITED SERV AUTOMOBILE ASSN GRP	120,054	119,767	41.02	43.18	5.50	34.49
	5	106	ISLAND INS CO GRP	118,029	117,295	41.50	49.72	5.41	39.89
	6	12	AMERICAN INTL GRP	102,520	98,383	62.14	74.20	4.70	44.59
	7	8	ALLSTATE INS GRP	82,183	81,657	52.30	53.74	3.76	48.35
	8	4051	OCEAN HARBOR GRP	82,005	82,943	7.16	7.13	3.76	52.11
	9	111	LIBERTY MUT GRP	79,074	80,117	51.07	55.65	3.62	55.73
	10	4715	MS & AD INS GRP	72,075	74,436	47.44	48.86	3.30	59.03
			STATE TOTAL	2,183,484	2,145,787	40.45	44.40	100.00	100.00
Idaho	1	36129	IDAHO STATE INS FUND	195,299	187,259	77.41	81.61	8.87	8.87
	2	111	LIBERTY MUT GRP	193,867	191,734	45.17	47.88	8.81	17.68
	3	176	STATE FARM GRP	168,149	164,853	54.84	55.70	7.64	25.32
	4	842	FARM BUREAU GRP	161,499	153,818	65.82	68.78	7.34	32.65
	5	69	FARMERS INS GRP	144,061	144,211	49.40	49.46	6.54	39.19
	6	8	ALLSTATE INS GRP	101,889	101,456	52.63	54.30	4.63	43.82
	7	155	PROGRESSIVE GRP	72,834	71,954	64.64	65.51	3.31	47.13
	8	3548	TRAVELERS GRP	72,202	71,590	31.85	36.91	3.28	50.41
	9	31	BERKSHIRE HATHAWAY GRP	69,521	66,480	57.12	60.33	3.16	53.57
	10	140	NATIONWIDE CORP GRP	55,918	53,864	62.45	65.56	2.54	56.11
			STATE TOTAL	2,201,505	2,166,896	54.25	58.15	100.00	100.00
Illinois	1	176	STATE FARM GRP	3,269,379	3,194,436	66.88	69.36	14.71	14.71
	2	8	ALLSTATE INS GRP	1,219,185	1,177,709	56.92	58.97	5.49	20.20
	3	50	COUNTRY INS & FIN SERV GRP	1,124,842	1,104,076	60.42	62.51	5.06	25.26
	4	3548	TRAVELERS GRP	961,411	957,661	48.54	54.50	4.33	29.59
	5	12	AMERICAN INTL GRP	957,032	1,375,036	68.28	69.75	4.31	33.89
	6	111	LIBERTY MUT GRP	864,412	856,335	58.02	65.95	3.89	37.78
	7	69	FARMERS INS GRP	606,924	603,671	62.27	63.57	2.73	40.52
	8	218	CNA INS GRP	562,006	526,577	55.12	59.51	2.53	43.04
	9	212	ZURICH INS GRP	553,611	491,691	55.80	65.54	2.49	45.54
	10	473	AMERICAN FAMILY INS GRP	513,729	509,063	61.76	63.07	2.31	47.85
			STATE TOTAL	22,221,669	22,069,618	62.39	66.93	100.00	100.00
Indiana	1	176	STATE FARM GRP	1,298,080	1,273,873	60.14	62.34	13.27	13.27
	2	542	INDIANA FARM BUREAU GRP	584,713	574,172	60.79	62.23	5.98	19.25
	3	111	LIBERTY MUT GRP	514,234	502,670	58.92	63.38	5.26	24.50
	4	8	ALLSTATE INS GRP	376,074	370,984	53.03	54.18	3.84	28.35
	5	12	AMERICAN INTL GRP	375,757	365,014	34.97	37.96	3.84	32.19
	6	3548	TRAVELERS GRP	347,752	343,226	57.46	62.56	3.55	35.74
	7	155	PROGRESSIVE GRP	324,125	318,931	67.06	68.41	3.11	39.05
	8	280	AUTO OWNERS GRP	298,928	294,346	52.83	56.45	3.06	42.11
	9	244	CINCINNATI FIN GRP	266,850	257,451	52.75	56.37	2.73	44.84
	10	473	AMERICAN FAMILY INS GRP	256,571	253,043	57.15	58.40	2.62	47.46
			STATE TOTAL	9,782,975	9,557,733	58.99	61.97	100.00	100.00

PROPERTY AND CASUALTY INSURANCE INDUSTRY
MARKET SHARE REPORT - TOTAL PREMIUM
BY GROUP
35 - TOTAL ALL LINES

May 15, 2014

STATE	Rank	Group/ Company Code	Group/ Company Name	Direct Premiums Written (000)	Direct Premiums Earned (000)	Direct Loss to EP Ratio	Direct Loss & DCC to EP Ratio	Market Share %	Cumulative Market Share %
Iowa	1	176	STATE FARM GRP	574,111	557,971	58.11	59.24	9.54	9.54
	2	140	NATIONWIDE CORP GRP	480,451	476,431	51.97	53.34	7.98	17.52
	3	513	IOWA FARM BUREAU GRP	358,282	349,918	70.82	71.62	5.95	23.47
	4	626	ACE LTD GRP	265,315	267,572	152.11	152.53	4.41	27.88
	5	155	PROGRESSIVE GRP	243,912	241,930	64.97	66.15	4.05	31.93
	6	62	EMC INS CO GRP	197,596	193,644	55.63	60.06	3.28	35.21
	7	569	FARMERS MUT HAIL INS GRP	191,927	191,050	131.33	131.36	3.19	38.40
	8	3548	TRAVELERS GRP	180,239	177,610	44.83	49.43	2.99	41.40
	9	473	AMERICAN FAMILY INS GRP	176,786	171,175	53.90	54.68	2.94	44.33
	10	796	QBE INS GRP	173,476	174,576	128.77	128.77	2.88	47.21
			**STATE TOTAL **	6,019,599	5,895,847	72.94	75.43	100.00	100.00
Kansas	1	176	STATE FARM GRP	622,863	605,836	66.09	67.21	10.40	10.40
	2	513	IOWA FARM BUREAU GRP	422,221	418,934	63.59	64.30	7.05	17.45
	3	473	AMERICAN FAMILY INS GRP	387,825	377,479	59.49	60.20	6.48	23.93
	4	3548	TRAVELERS GRP	262,752	261,457	39.54	44.39	4.39	28.31
	5	140	NATIONWIDE CORP GRP	261,850	248,929	59.01	60.52	4.37	32.69
	6	69	FARMERS INS GRP	256,739	259,340	53.78	54.36	4.29	36.97
	7	111	LIBERTY MUT GRP	227,949	223,350	56.02	65.10	3.81	40.78
	8	471	WELLS FARGO GRP	219,035	224,427	105.57	105.57	3.66	44.44
	9	626	ACE LTD GRP	177,739	193,224	105.39	106.01	2.97	47.41
	10	155	PROGRESSIVE GRP	168,182	165,301	64.84	65.40	2.81	50.21
			**STATE TOTAL **	5,988,605	5,866,062	65.96	68.46	100.00	100.00
Kentucky	1	109	KENTUCKY FARM BUREAU GRP	901,261	905,047	52.20	53.83	13.96	13.96
	2	176	STATE FARM GRP	867,210	840,675	54.61	56.29	13.43	27.39
	3	111	LIBERTY MUT GRP	505,375	491,133	52.93	58.05	7.83	35.22
	4	8	ALLSTATE INS GRP	262,827	257,386	49.19	51.18	4.07	39.29
	5	3548	TRAVELERS GRP	221,150	227,076	44.70	48.94	3.43	42.72
	6	31	BERKSHIRE HATHAWAY GRP	213,507	209,453	54.14	58.04	3.31	46.03
	7	155	PROGRESSIVE GRP	191,385	193,490	56.36	57.77	2.96	48.99
	8	140	NATIONWIDE CORP GRP	160,922	158,310	55.39	57.60	2.49	51.49
	9	200	UNITED SERV AUTOMOBILE ASSN GRP	151,783	144,683	64.36	65.97	2.35	53.84
	10	244	CINCINNATI FIN GRP	150,088	143,334	44.18	47.00	2.32	56.16
			**STATE TOTAL **	6,455,493	6,334,752	50.96	54.69	100.00	100.00
Louisiana	1	176	STATE FARM GRP	1,777,058	1,752,914	66.55	69.15	17.08	17.08
	2	8	ALLSTATE INS GRP	734,095	719,019	43.56	46.03	7.06	24.14
	3	111	LIBERTY MUT GRP	608,602	589,452	53.76	60.28	5.85	29.99
	4	155	PROGRESSIVE GRP	540,751	534,629	71.91	73.86	5.20	35.19
	5	12	AMERICAN INTL GRP	354,566	350,568	54.79	63.92	3.41	38.60
	6	31	BERKSHIRE HATHAWAY GRP	337,129	321,533	75.61	78.97	3.24	41.84
	7	3548	TRAVELERS GRP	319,461	311,935	24.48	30.54	3.07	44.91
	8	200	UNITED SERV AUTOMOBILE ASSN GRP	266,878	256,733	59.66	61.77	2.57	47.48
	9	212	ZURICH INS GRP	241,883	240,247	71.57	83.09	2.33	49.80
	10	483	SOUTHERN FARM BUREAU CAS GRP	212,955	209,766	64.48	70.98	2.05	51.85
			**STATE TOTAL **	10,401,965	10,587,953	50.82	55.46	100.00	100.00
Maine	1	111	LIBERTY MUT GRP	192,356	191,513	52.09	55.13	9.77	9.77
	2	176	STATE FARM GRP	133,836	131,391	55.53	56.02	6.79	16.56
	3	1332	MAINE EMPLOYERS MUT INS GRP	129,760	126,514	68.83	73.87	6.59	23.15
	4	88	THE HANOVER INS GRP	100,790	99,663	35.52	35.76	5.12	28.26
	5	155	PROGRESSIVE GRP	96,772	96,005	60.16	60.82	4.91	33.18
	6	3548	TRAVELERS GRP	91,643	90,870	44.01	45.85	4.65	37.83
	7	98	WR BERKLEY CORP GRP	86,046	83,903	44.09	44.65	4.65	42.20
	8	8	ALLSTATE INS GRP	81,749	81,052	53.41	55.15	4.15	46.35
	9	15997	MMG INS CO	64,041	63,240	45.13	46.88	3.25	49.60
	10	31	BERKSHIRE HATHAWAY GRP	61,633	60,253	45.11	47.15	3.13	52.73
			**STATE TOTAL **	1,969,751	1,938,170	50.71	52.63	100.00	100.00

PROPERTY AND CASUALTY INSURANCE INDUSTRY
MARKET SHARE REPORT - TOTAL PREMIUM
BY GROUP
35 - TOTAL ALL LINES

May 15, 2014

STATE	Rank	Group/ Company Code	Group/ Company Name	Direct Premiums Written (000)	Direct Premiums Earned (000)	Direct Loss to EP Ratio	Direct Loss & DCC to EP Ratio	Market Share %	Cumulative Market Share %
Maryland	1	176	STATE FARM GRP	1,149,752	1,134,521	49.54	51.99	11.64	11.64
	2	31	BERKSHIRE HATHAWAY GRP	976,995	961,144	65.60	67.41	9.89	21.53
	3	8	ALLSTATE INS GRP	753,251	750,360	53.12	57.14	7.62	29.15
	4	140	NATIONWIDE CORP GRP	645,451	638,236	51.01	52.69	6.53	35.68
	5	213	ERIE INS GRP	614,844	589,704	56.11	59.86	6.22	41.91
	6	111	LIBERTY MUT GRP	542,500	530,583	63.25	67.55	5.49	47.40
	7	3548	TRAVELERS GRP	536,621	537,442	43.72	47.72	5.43	52.83
	8	200	UNITED SERV AUTOMOBILE ASSN GRP	464,848	449,400	58.61	59.59	4.71	57.53
	9	91	HARTFORD FIRE & CAS GRP	298,405	298,822	57.95	64.57	3.02	60.55
	10	155	PROGRESSIVE GRP	249,843	248,826	55.28	56.70	2.53	63.08
			STATE TOTAL	9,879,844	9,651,181	57.58	62.01	100.00	100.00
Massachusetts	1	411	MAPFRE INS GRP	1,521,076	1,501,806	57.51	58.37	12.04	12.04
	2	111	LIBERTY MUT GRP	1,193,889	1,173,355	57.43	64.96	9.45	21.49
	3	3548	TRAVELERS GRP	800,531	806,901	38.60	42.77	6.34	27.83
	4	188	SAFETY GRP	717,907	704,350	55.62	57.75	5.68	33.51
	5	586	ARBELLA INS GRP	706,100	685,319	51.53	54.16	5.59	39.10
	6	12	AMERICAN INTL GRP	509,984	497,071	47.51	54.84	4.04	43.14
	7	38	CHUBB INC GRP	402,585	396,873	31.33	37.25	3.19	46.33
	8	88	THE HANOVER INS GRP	347,698	344,450	41.95	43.24	2.75	49.08
	9	415	PLYMOUTH ROCK INS GRP	333,852	317,769	56.42	57.40	2.64	51.72
	10	31	BERKSHIRE HATHAWAY GRP	301,915	273,329	58.04	62.55	2.39	54.11
			STATE TOTAL	12,631,973	12,376,161	49.05	53.33	100.00	100.00
Michigan	1	176	STATE FARM GRP	1,933,950	1,889,616	112.56	119.63	11.68	11.68
	2	55	AUTOMOBILE CLUB MI GRP	1,621,879	1,612,005	75.63	78.11	9.79	21.47
	3	280	AUTO OWNERS GRP	1,437,062	1,409,584	70.30	74.31	8.68	30.14
	4	8	ALLSTATE INS GRP	961,866	899,452	154.55	163.97	5.81	35.95
	5	88	THE HANOVER INS GRP	845,773	859,866	57.73	59.82	5.11	41.05
	6	155	PROGRESSIVE GRP	638,570	620,480	80.54	83.19	3.86	44.91
	7	67	MICHIGAN FARM BUREAU GRP	635,994	612,082	60.25	63.56	3.84	48.75
	8	111	LIBERTY MUT GRP	622,733	581,364	57.11	57.21	3.76	52.51
	9	69	FARMERS INS GRP	387,225	401,766	73.39	78.28	2.34	54.85
	10	12	AMERICAN INTL GRP	352,521	346,489	29.82	28.70	2.13	56.97
			STATE TOTAL	16,564,482	16,137,226	83.96	89.19	100.00	100.00
Minnesota	1	176	STATE FARM GRP	1,346,671	1,306,492	62.97	64.95	13.15	13.15
	2	473	AMERICAN FAMILY INS GRP	699,397	685,529	62.30	63.91	6.83	19.98
	3	69	FARMERS INS GRP	459,848	455,968	61.44	63.59	4.49	24.48
	4	155	PROGRESSIVE GRP	444,748	440,921	61.13	62.84	4.34	28.82
	5	3548	TRAVELERS GRP	407,545	402,873	44.87	48.69	3.98	32.80
	6	111	LIBERTY MUT GRP	380,307	370,902	67.00	72.74	3.71	36.52
	7	280	AUTO OWNERS GRP	363,788	357,021	56.08	60.12	3.55	40.07
	8	471	WELLS FARGO GRP	299,032	300,850	135.91	135.93	2.92	42.99
	9	8	ALLSTATE INS GRP	271,872	262,500	57.85	59.91	2.66	45.64
	10	796	QBE INS GRP	251,423	253,857	128.87	128.12	2.46	48.10
			STATE TOTAL	10,238,178	9,961,562	67.10	70.22	100.00	100.00
Mississippi	1	176	STATE FARM GRP	697,701	685,425	83.53	84.59	15.21	15.21
	2	483	SOUTHERN FARM BUREAU CAS GRP	396,907	389,935	69.33	70.30	8.65	23.86
	3	8	ALLSTATE INS GRP	256,380	251,331	68.60	69.72	5.59	29.45
	4	111	LIBERTY MUT GRP	233,806	217,211	67.19	73.30	5.10	34.55
	5	140	NATIONWIDE CORP GRP	232,881	225,715	87.52	90.14	5.08	39.63
	6	3548	TRAVELERS GRP	208,329	206,275	58.14	63.19	4.54	44.17
	7	155	PROGRESSIVE GRP	177,762	176,420	77.78	78.78	3.88	48.04
	8	212	ZURICH INS GRP	118,882	121,296	61.68	68.30	2.59	50.64
	9	200	UNITED SERV AUTOMOBILE ASSN GRP	111,316	107,563	76.95	78.48	2.43	53.06
	10	12	AMERICAN INTL GRP	110,548	108,772	29.63	33.71	2.41	55.47
			STATE TOTAL	4,586,972	4,472,226	75.31	78.84	100.00	100.00

PROPERTY AND CASUALTY INSURANCE INDUSTRY
MARKET SHARE REPORT - TOTAL PREMIUM
BY GROUP
35 - TOTAL ALL LINES

May 15, 2014

STATE	Rank	Group/ Company Code	Group/ Company Name	Direct Premiums Written (000)	Direct Premiums Earned (000)	Direct Loss to EP Ratio	Direct Loss & DCC to EP Ratio	Market Share %	Cumulative Market Share %
Missouri	1	176	STATE FARM GRP	1,330,730	1,306,256	51.57	52.50	13.52	13.52
	2	473	AMERICAN FAMILY INS GRP	863,510	850,449	51.75	52.55	8.77	22.29
	3	111	LIBERTY MUT GRP	541,733	521,794	52.28	57.28	5.50	27.80
	4	3548	TRAVELERS GRP	427,343	427,276	46.56	52.76	4.34	32.14
	5	69	FARMERS INS GRP	385,473	387,962	49.26	50.11	3.92	36.05
	6	123	SHELTER INS GRP	353,395	350,499	51.22	52.06	3.59	39.64
	7	140	NATIONWIDE CORP GRP	331,264	314,512	50.06	53.04	3.37	43.01
	8	626	ACE LTD GRP	286,703	285,770	87.20	88.53	2.91	45.92
	9	155	PROGRESSIVE GRP	267,130	266,755	57.91	59.01	2.71	48.64
	10	12	AMERICAN INTL GRP	251,966	254,351	46.83	52.24	2.56	51.19
			**STATE TOTAL **	9,843,257	9,670,405	54.82	58.04	100.00	100.00
Montana	1	176	STATE FARM GRP	217,475	211,906	56.23	56.88	10.36	10.36
	2	111	LIBERTY MUT GRP	204,365	199,872	47.09	50.31	9.74	20.10
	3		MT STATE COMPENSATION INSURANCE FUND	167,946	162,567	67.31	84.78	8.00	28.11
	4	69	FARMERS INS GRP	126,406	124,872	54.36	55.60	6.02	34.13
	5	3548	TRAVELERS GRP	106,510	108,825	42.78	46.06	5.08	39.21
	6	796	QBE INS GRP	98,929	99,304	54.92	56.12	4.71	43.92
	7	626	ACE LTD GRP	96,094	98,683	56.79	58.00	4.58	48.50
	8	4683	MOUNTAIN WEST FARM GRP	78,955	76,362	101.92	105.88	3.76	52.26
	9	155	PROGRESSIVE GRP	77,489	75,292	61.72	62.61	3.69	55.96
	10	91	HARTFORD FIRE & CAS GRP	52,737	51,228	53.69	56.37	2.51	58.47
			**STATE TOTAL **	2,098,403	2,060,265	54.33	59.00	100.00	100.00
Nebraska	1	176	STATE FARM GRP	471,136	460,633	92.71	93.71	11.12	11.12
	2	13889	FARMERS MUT INS CO OF NE	238,841	228,009	55.93	56.42	5.64	16.76
	3	140	NATIONWIDE CORP GRP	232,638	220,601	88.42	90.04	5.49	22.25
	4	513	IOWA FARM BUREAU GRP	212,498	205,284	81.99	82.99	5.01	27.26
	5	626	ACE LTD GRP	198,633	200,138	75.96	76.72	4.69	31.95
	6	796	QBE INS GRP	185,970	189,125	68.36	68.97	4.39	36.34
	7	471	WELLS FARGO GRP	181,011	182,583	74.19	74.20	4.27	40.61
	8	3548	TRAVELERS GRP	164,134	165,720	69.08	73.12	3.87	44.48
	9	473	AMERICAN FAMILY INS GRP	153,449	151,091	90.35	90.76	3.62	48.10
	10	155	PROGRESSIVE GRP	133,788	131,838	66.72	67.33	3.16	51.26
			**STATE TOTAL **	4,237,342	4,166,830	73.68	75.48	100.00	100.00
Nevada	1	176	STATE FARM GRP	432,325	420,920	58.98	64.46	10.67	10.67
	2	69	FARMERS INS GRP	324,374	326,326	51.46	54.25	8.01	18.68
	3	8	ALLSTATE INS GRP	260,308	260,178	54.89	57.12	6.43	25.10
	4	111	LIBERTY MUT GRP	255,924	242,231	66.21	70.61	6.32	31.42
	5	31	BERKSHIRE HATHAWAY GRP	195,472	180,934	71.14	82.77	4.82	36.24
	6	155	PROGRESSIVE GRP	194,502	191,860	72.04	74.18	4.80	41.05
	7	3548	TRAVELERS GRP	157,522	153,549	45.23	52.64	3.89	44.93
	8	12	AMERICAN INTL GRP	149,282	154,070	100.84	137.68	3.68	48.62
	9	1278	CSAA INS GRP	138,242	138,208	63.40	66.05	3.41	52.03
	10	200	UNITED SERV AUTOMOBILE ASSN GRP	137,993	135,724	58.67	59.93	3.41	55.44
			**STATE TOTAL **	4,051,358	3,974,197	63.24	69.57	100.00	100.00
New Hampshire	1	111	LIBERTY MUT GRP	257,995	256,191	52.45	55.63	12.10	12.10
	2	176	STATE FARM GRP	137,920	136,896	58.92	59.68	6.47	18.57
	3	3548	TRAVELERS GRP	101,195	101,817	36.04	39.00	4.75	23.32
	4	8	ALLSTATE INS GRP	100,869	99,294	50.03	51.44	4.73	28.05
	5	31	BERKSHIRE HATHAWAY GRP	98,758	92,061	55.58	58.62	4.63	32.68
	6	98	WR BERKLEY CORP GRP	97,393	95,252	46.91	48.99	4.57	37.25
	7	155	PROGRESSIVE GRP	95,776	94,219	62.94	63.99	4.49	41.74
	8	88	THE HANOVER INS GRP	81,624	80,740	51.55	54.15	3.83	45.57
	9	200	UNITED SERV AUTOMOBILE ASSN GRP	59,820	57,746	51.96	53.47	2.81	48.37
	10	45	CONCORD GRP	57,077	55,228	58.27	58.58	2.68	51.05
			**STATE TOTAL **	2,132,056	2,091,840	50.90	53.43	100.00	100.00

PROPERTY AND CASUALTY INSURANCE INDUSTRY
MARKET SHARE REPORT - TOTAL PREMIUM
BY GROUP
35 - TOTAL ALL LINES

May 15, 2014

STATE	Rank	Group/ Company Code	Group/ Company Name	Direct Premiums Written (000)	Direct Premiums Earned (000)	Direct Loss to EP Ratio	Direct Loss & DCC to EP Ratio	Market Share %	Cumulative Market Share %
New Jersey	1	708	NEW JERSEY MANUFACTURERS GRP	1,725,042	1,661,064	63.70	70.26	9.09	9.09
	2	31	BERKSHIRE HATHAWAY GRP	1,475,865	1,437,499	58.65	64.26	7.77	16.86
	3	111	LIBERTY MUT GRP	1,322,975	1,300,304	71.59	79.20	6.97	23.83
	4	8	ALLSTATE INS GRP	1,234,384	1,238,769	79.04	88.46	6.50	30.33
	5	176	STATE FARM GRP	985,503	976,405	37.80	41.66	5.19	35.52
	6	3548	TRAVELERS GRP	954,904	946,600	57.86	64.68	5.03	40.55
	7	155	PROGRESSIVE GRP	700,995	681,324	61.70	66.24	3.69	44.24
	8	1227	PALISADES GRP	692,077	689,298	59.32	59.88	3.65	47.88
	9	12	AMERICAN INTL GRP	653,437	668,302	38.74	48.17	3.44	51.33
	10	38	CHUBB INC GRP	538,327	543,353	28.25	37.06	2.84	54.16
			STATE TOTAL	18,986,713	18,504,712	61.72	69.02	100.00	100.00
New Mexico	1	176	STATE FARM GRP	345,917	339,753	64.33	65.91	12.07	12.07
	2	69	FARMERS INS GRP	292,306	290,785	46.46	47.95	10.20	22.27
	3	111	LIBERTY MUT GRP	189,294	183,526	50.03	53.98	6.61	28.87
	4	8	ALLSTATE INS GRP	159,651	160,327	73.10	75.09	5.57	34.45
	5	31	BERKSHIRE HATHAWAY GRP	143,250	137,616	66.34	67.97	5.00	39.44
	6	200	UNITED SERV AUTOMOBILE ASSN GRP	139,679	136,733	68.36	69.18	4.87	44.32
	7	3548	TRAVELERS GRP	138,039	133,775	45.54	51.87	4.82	49.13
	8	155	PROGRESSIVE GRP	126,418	124,956	66.43	68.13	4.41	53.55
	9	91	HARTFORD FIRE & CAS GRP	102,151	101,624	56.03	60.95	3.56	57.11
	10	1112	NEW MEXICO MUT GRP	92,928	91,513	48.79	51.31	3.24	60.35
			STATE TOTAL	2,865,906	2,803,599	64.73	69.81	100.00	100.00
New York	1	31	BERKSHIRE HATHAWAY GRP	3,557,590	3,492,671	64.67	68.87	8.85	8.85
	2	8	ALLSTATE INS GRP	2,627,639	2,627,655	54.62	57.99	6.54	15.39
	3	3548	TRAVELERS GRP	2,387,716	2,373,069	58.23	64.82	5.94	21.33
	4	176	STATE FARM GRP	2,297,968	2,266,671	55.72	60.33	5.72	27.05
	5	36102	STATE INS FUND	2,283,287	2,265,141	7.64	9.83	5.68	32.73
	6	111	LIBERTY MUT GRP	2,195,146	2,290,956	55.94	62.30	5.46	38.19
	7	12	AMERICAN INTL GRP	2,095,031	2,124,589	80.71	88.21	5.21	43.41
	8	38	CHUBB INC GRP	1,629,160	1,600,116	40.16	45.74	4.05	47.46
	9	140	NATIONWIDE CORP GRP	1,205,897	1,140,770	66.64	74.18	3.00	50.46
	10	91	HARTFORD FIRE & CAS GRP	1,028,754	1,029,070	90.70	102.59	2.56	53.02
			STATE TOTAL	40,188,489	39,548,631	48.05	55.22	100.00	100.00
North Carolina	1	140	NATIONWIDE CORP GRP	1,367,009	1,349,988	50.83	51.91	10.33	10.33
	2	176	STATE FARM GRP	1,183,413	1,154,050	47.96	48.80	8.94	19.28
	3	324	NORTH CAROLINA FARM BUREAU GRP	932,234	924,419	54.26	54.84	7.05	26.32
	4	8	ALLSTATE INS GRP	640,006	633,752	50.17	50.96	4.84	31.16
	5	111	LIBERTY MUT GRP	613,444	621,878	52.89	56.17	4.64	35.79
	6	3548	TRAVELERS GRP	556,872	554,000	36.59	39.36	4.21	40.00
	7	200	UNITED SERV AUTOMOBILE ASSN GRP	535,754	512,723	64.07	64.83	4.05	44.05
	8	31	BERKSHIRE HATHAWAY GRP	471,456	458,005	59.62	61.85	3.56	47.62
	9	12	AMERICAN INTL GRP	413,101	396,657	36.78	37.39	3.12	50.74
	10	213	ERIE INS GRP	395,695	374,753	54.41	56.41	2.99	53.73
			STATE TOTAL	13,231,513	12,963,179	50.62	52.66	100.00	100.00
North Dakota	1		WORKFORCE SAFETY & INSURANCE OF ND	350,872	333,992	53.34	54.48	12.02	12.02
	2	796	QBE INS GRP	311,161	311,134	97.95	97.97	10.66	22.68
	3	626	ACE LTD GRP	287,129	288,401	108.69	108.94	9.84	32.52
	4	471	WELLS FARGO GRP	248,006	247,613	94.18	94.18	8.50	41.01
	5	3500	NODAK MUT GRP	141,128	140,127	66.09	67.06	4.83	45.85
	6	176	STATE FARM GRP	108,302	104,839	46.89	47.79	3.71	49.56
	7	84	AMERICAN FINANCIAL GRP	94,378	93,227	66.65	67.71	3.23	52.79
	8	473	AMERICAN FAMILY INS GRP	84,200	83,504	47.20	47.87	2.88	55.67
	9	155	PROGRESSIVE GRP	74,217	72,230	62.14	62.81	2.54	58.22
	10	303	GUIDEONE INS GRP	69,707	69,668	102.00	101.98	2.39	60.60
			STATE TOTAL	2,919,083	2,840,936	70.60	72.06	100.00	100.00

PROPERTY AND CASUALTY INSURANCE INDUSTRY
MARKET SHARE REPORT - TOTAL PREMIUM
BY GROUP
35 - TOTAL ALL LINES

May 15, 2014

STATE	Rank	Group/ Company Code	Group/ Company Name	Direct Premiums Written (000)	Direct Premiums Earned (000)	Direct Loss to EP Ratio	Direct Loss & DCC to EP Ratio	Market Share %	Cumulative Market Share %
Ohio	1	176	STATE FARM GRP	1,750,658	1,725,482	58.91	60.45	10.92	10.92
	2		OHIO BUREAU OF WORKERS' COMPENSATION	1,539,301	1,533,153	74.14	97.28	9.60	20.53
	3	140	NATIONWIDE CORP GRP	973,378	958,277	51.82	53.45	6.07	26.60
	4	8	ALLSTATE INS GRP	890,675	832,610	52.13	55.24	5.56	32.16
	5	155	PROGRESSIVE GRP	759,352	750,385	63.25	64.42	4.74	36.90
	6	111	LIBERTY MUT GRP	730,060	709,218	53.16	57.07	4.56	41.45
	7	244	CINCINNATI FIN GRP	676,666	659,313	43.87	46.05	4.22	45.67
	8	267	GRANGE MUT CAS GRP	525,768	512,206	54.17	55.74	3.28	48.95
	9	228	WESTFIELD GRP	522,105	514,481	44.33	47.41	3.26	52.21
	10	12	AMERICAN INTL GRP	443,351	423,461	61.57	66.12	2.77	54.98
			STATE TOTAL	16,026,698	15,697,769	52.47	57.47	100.00	100.00
Oklahoma	1	176	STATE FARM GRP	994,364	958,820	96.80	98.13	13.37	13.37
	2	69	FARMERS INS GRP	638,217	622,068	95.56	96.48	8.58	21.94
	3	111	LIBERTY MUT GRP	442,082	419,678	101.34	105.34	5.94	27.89
	4	3548	TRAVELERS GRP	327,959	323,729	75.60	82.14	4.41	32.30
	5	36188	COMPSOURCE OKLAHOMA	310,066	309,204	87.61	92.49	4.17	36.46
	6	8	ALLSTATE INS GRP	257,267	268,225	72.84	73.91	3.46	39.92
	7	220	OKLAHOMA FARM BUREAU GRP	252,841	251,542	77.56	78.56	3.40	43.32
	8	200	UNITED SERV AUTOMOBILE ASSN GRP	235,232	226,079	119.26	121.19	3.16	46.48
	9	12	AMERICAN INTL GRP	205,744	202,675	36.01	38.23	2.77	49.25
	10	31	BERKSHIRE HATHAWAY GRP	200,904	191,351	64.29	71.57	2.70	51.95
			STATE TOTAL	7,439,556	7,254,946	85.35	88.91	100.00	100.00
Oregon	1	176	STATE FARM GRP	727,830	712,969	56.87	59.39	12.84	12.84
	2	111	LIBERTY MUT GRP	637,564	607,745	49.83	54.09	11.25	24.09
	3	69	FARMERS INS GRP	499,051	504,608	49.68	50.70	8.80	32.89
	4	36196	SAIF CORP	436,160	417,446	54.98	58.07	7.69	40.58
	5	155	PROGRESSIVE GRP	266,038	266,592	64.86	67.03	4.69	45.28
	6	8	ALLSTATE INS GRP	254,144	249,509	54.89	57.76	4.48	49.76
	7	3548	TRAVELERS GRP	177,956	180,585	32.92	36.02	3.14	52.90
	8	31	BERKSHIRE HATHAWAY GRP	174,650	165,449	73.28	79.11	3.08	55.98
	9	200	UNITED SERV AUTOMOBILE ASSN GRP	148,128	142,860	53.99	54.93	2.61	58.59
	10	50	COUNTRY INS & FIN SERV GRP	134,096	132,273	54.82	56.77	2.37	60.96
			STATE TOTAL	5,668,827	5,536,355	52.21	56.35	100.00	100.00
Pennsylvania	1	176	STATE FARM GRP	2,146,512	2,101,317	57.39	59.93	9.94	9.94
	2	213	ERIE INS GRP	1,988,540	1,936,378	57.51	60.78	9.21	19.15
	3	140	NATIONWIDE CORP GRP	1,479,352	1,476,109	52.91	55.12	6.85	26.01
	4	8	ALLSTATE INS GRP	1,438,643	1,438,574	52.18	55.60	6.66	32.67
	5	111	LIBERTY MUT GRP	1,248,768	1,238,620	52.50	59.13	5.78	38.45
	6	3548	TRAVELERS GRP	1,185,023	1,194,603	42.10	47.42	5.49	43.94
	7	155	PROGRESSIVE GRP	665,588	659,848	58.55	60.35	3.08	47.03
	8	31	BERKSHIRE HATHAWAY GRP	657,564	642,677	53.65	58.96	3.05	50.07
	9	12	AMERICAN INTL GRP	630,507	621,113	57.01	63.06	2.92	52.99
	10	212	ZURICH INS GRP	528,960	528,733	56.82	63.90	2.45	55.44
			STATE TOTAL	21,588,442	21,262,478	53.17	59.00	100.00	100.00
Rhode Island	1	8	ALLSTATE INS GRP	153,541	154,700	48.78	50.77	7.58	7.58
	2	111	LIBERTY MUT GRP	146,296	143,893	62.82	66.59	7.22	14.81
	3	28	AMICA MUT GRP	139,483	134,154	55.16	56.65	6.89	21.69
	4	155	PROGRESSIVE GRP	131,334	128,123	65.88	67.95	6.49	28.18
	5	140	NATIONWIDE CORP GRP	113,125	113,280	54.16	56.55	5.59	33.76
	6	3490	BEACON MUT GRP	113,064	106,829	63.54	67.29	5.58	39.35
	7	3548	TRAVELERS GRP	93,099	95,622	38.15	42.49	4.60	43.94
	8	31	BERKSHIRE HATHAWAY GRP	92,118	89,398	71.30	75.14	4.55	48.49
	9	241	METROPOLITAN GRP	90,502	88,696	61.69	62.30	4.47	52.96
	10	12	AMERICAN INTL GRP	62,807	63,515	48.58	54.66	3.10	56.06
			STATE TOTAL	2,025,168	1,993,417	54.22	57.63	100.00	100.00

PROPERTY AND CASUALTY INSURANCE INDUSTRY
MARKET SHARE REPORT - TOTAL PREMIUM
BY GROUP
35 - TOTAL ALL LINES

May 15, 2014

STATE	Rank	Group/ Company Code	Group/ Company Name	Direct Premiums Written (000)	Direct Premiums Earned (000)	Direct Loss to EP Ratio	Direct Loss & DCC to EP Ratio	Market Share %	Cumulative Market Share %
South Carolina	1	176	STATE FARM GRP	1,127,025	1,106,970	56.61	57.68	14.84	14.84
	2	8	ALLSTATE INS GRP	613,985	609,568	47.52	48.50	8.09	22.93
	3	140	NATIONWIDE CORP GRP	494,275	487,528	56.63	58.54	6.51	29.44
	4	111	LIBERTY MUT GRP	417,687	400,241	54.73	60.13	5.50	34.94
	5	3548	TRAVELERS GRP	375,209	373,601	36.10	39.18	4.94	39.88
	6	200	UNITED SERV AUTOMOBILE ASSN GRP	356,425	341,981	59.68	60.64	4.69	44.57
	7	31	BERKSHIRE HATHAWAY GRP	333,024	321,545	65.71	68.90	4.39	48.96
	8	12	AMERICAN INTL GRP	252,754	245,733	20.82	23.05	3.33	52.29
	9	155	PROGRESSIVE GRP	216,083	209,949	59.34	60.96	2.85	55.13
	10	533	SOUTH CAROLINA FARM BUREAU MUT GRP	198,842	200,047	54.09	54.83	2.62	57.75
			STATE TOTAL	7,593,302	7,421,237	49.60	52.72	100.00	100.00
South Dakota	1	626	ACE LTD GRP	259,070	261,037	59.68	59.77	11.17	11.17
	2	471	WELLS FARGO GRP	182,547	186,687	37.69	37.69	7.87	19.04
	3	176	STATE FARM GRP	153,957	148,441	84.40	85.51	6.64	25.68
	4	796	QBE INS GRP	135,557	137,666	50.38	50.70	5.84	31.52
	5	84	AMERICAN FINANCIAL GRP	116,994	118,388	47.69	47.95	5.04	36.57
	6	473	AMERICAN FAMILY INS GRP	95,863	94,460	85.47	86.20	4.13	40.70
	7	140	NATIONWIDE CORP GRP	79,231	77,108	80.57	82.65	3.42	44.12
	8	155	PROGRESSIVE GRP	68,518	67,579	73.38	73.76	2.95	47.07
	9	513	IOWA FARM BUREAU GRP	52,241	49,340	100.55	101.48	2.25	49.32
	10	280	AUTO OWNERS GRP	48,080	46,620	81.20	86.24	2.07	51.40
			STATE TOTAL	2,319,303	2,275,144	62.36	63.81	100.00	100.00
Tennessee	1	176	STATE FARM GRP	1,354,270	1,322,627	51.10	52.22	13.60	13.60
	2	694	TENNESSEE FARMERS GRP	1,135,613	1,117,269	58.44	60.03	11.41	25.01
	3	111	LIBERTY MUT GRP	802,485	794,188	57.96	60.45	8.06	33.07
	4	3548	TRAVELERS GRP	468,407	471,706	43.54	47.42	4.70	37.77
	5	8	ALLSTATE INS GRP	393,024	387,634	43.86	45.65	3.95	41.72
	6	140	NATIONWIDE CORP GRP	322,764	314,204	55.46	57.74	3.24	44.96
	7	12	AMERICAN INTL GRP	286,000	280,717	28.87	36.63	2.87	47.83
	8	200	UNITED SERV AUTOMOBILE ASSN GRP	274,081	259,002	63.14	64.20	2.75	50.59
	9	31	BERKSHIRE HATHAWAY GRP	267,052	256,907	59.98	64.20	2.68	53.27
	10	155	PROGRESSIVE GRP	205,502	200,195	59.48	60.83	2.06	55.33
			STATE TOTAL	9,956,617	9,699,610	51.59	55.31	100.00	100.00
Texas	1	176	STATE FARM GRP	5,249,881	5,096,605	56.02	57.58	11.79	11.79
	2	69	FARMERS INS GRP	2,921,105	2,887,135	53.55	55.25	6.56	18.35
	3	8	ALLSTATE INS GRP	2,748,588	2,667,347	50.19	51.70	6.17	24.52
	4	111	LIBERTY MUT GRP	2,106,618	2,031,629	66.53	71.07	4.73	29.25
	5	200	UNITED SERV AUTOMOBILE ASSN GRP	1,904,819	1,839,059	61.32	63.64	4.28	33.53
	6	12	AMERICAN INTL GRP	1,697,215	1,634,738	42.34	47.15	3.81	37.34
	7	155	PROGRESSIVE GRP	1,561,146	1,560,343	60.86	62.32	3.51	40.84
	8	3548	TRAVELERS GRP	1,528,920	1,503,817	44.88	49.32	3.43	44.28
	9	31	BERKSHIRE HATHAWAY GRP	1,519,233	1,426,697	69.29	71.87	3.41	47.69
	10	140	NATIONWIDE CORP GRP	1,306,979	1,249,508	57.27	60.33	2.93	50.62
			STATE TOTAL	44,533,256	43,128,032	54.98	58.33	100.00	100.00
Utah	1	176	STATE FARM GRP	351,689	345,739	59.87	62.10	9.64	9.64
	2	69	FARMERS INS GRP	290,751	289,064	53.03	54.07	7.97	17.61
	3	8	ALLSTATE INS GRP	242,270	233,837	57.58	58.62	6.64	24.25
	4	1147	WORKERS COMP OF UTAH GRP	191,677	189,777	67.45	73.97	5.25	29.50
	5	111	LIBERTY MUT GRP	173,799	171,009	71.86	77.60	4.76	34.26
	6	3548	TRAVELERS GRP	151,820	152,532	43.95	47.67	4.16	38.43
	7	140	NATIONWIDE CORP GRP	127,892	123,520	57.36	59.36	3.51	41.93
	8	31	BERKSHIRE HATHAWAY GRP	121,932	130,054	58.04	60.51	3.34	45.27
	9	12	AMERICAN INTL GRP	120,902	108,725	18.12	20.86	3.31	48.59
	10	155	PROGRESSIVE GRP	116,839	116,839	59.25	60.11	3.20	51.79
			STATE TOTAL	3,648,642	3,559,763	55.72	60.00	100.00	100.00

PROPERTY AND CASUALTY INSURANCE INDUSTRY
MARKET SHARE REPORT - TOTAL PREMIUM
BY GROUP
35 - TOTAL ALL LINES

May 15, 2014

STATE	Rank	Group/ Company Code	Group/ Company Name	Direct Premiums Written (000)	Direct Premiums Earned (000)	Direct Loss to EP Ratio	Direct Loss & DCC to EP Ratio	Market Share %	Cumulative Market Share %
Vermont	1	11409	QUEEN CITY ASSUR INC	169,396	170,185	0.00	0.00	12.25	12.25
	2	111	LIBERTY MUT GRP	113,383	112,009	48.32	51.11	8.20	20.45
	3	4726	ARCHER DANIELS MIDLAND GRP	81,624	78,290	31.24	34.78	5.90	26.36
	4	3548	TRAVELERS GRP	63,259	62,817	53.90	58.42	4.58	30.93
	5	98	WR BERKLEY CORP GRP	62,747	59,843	32.43	29.38	4.54	35.47
	6	155	PROGRESSIVE GRP	59,490	59,177	59.60	60.62	4.30	39.77
	7	31	BERKSHIRE HATHAWAY GRP	52,093	50,284	66.63	68.65	3.77	43.54
	8	234	VERMONT MUT GRP	50,757	49,755	40.27	40.69	3.67	47.21
	9	18686	CO OPERATIVE INS CO	50,225	49,439	50.09	50.86	3.63	50.85
	10	176	STATE FARM GRP	43,986	43,596	42.54	43.54	3.18	54.03
			STATE TOTAL	1,382,554	1,362,878	41.80	43.69	100.00	100.00
Virginia	1	176	STATE FARM GRP	1,269,831	1,243,447	45.55	46.98	10.87	10.87
	2	200	UNITED SERV AUTOMOBILE ASSN GRP	942,767	914,943	55.38	56.48	8.07	18.94
	3	140	NATIONWIDE CORP GRP	856,049	848,979	51.22	52.87	7.33	26.27
	4	31	BERKSHIRE HATHAWAY GRP	811,495	803,134	60.23	62.01	6.95	33.21
	5	8	ALLSTATE INS GRP	710,532	704,968	44.65	45.78	6.08	39.30
	6	3548	TRAVELERS GRP	650,076	653,462	31.16	33.68	5.56	44.86
	7	111	LIBERTY MUT GRP	521,694	498,028	49.42	52.87	4.47	49.33
	8	213	ERIE INS GRP	437,459	417,953	50.79	53.23	3.74	53.07
	9	155	PROGRESSIVE GRP	435,754	435,056	59.81	61.29	3.73	56.80
	10	12	AMERICAN INTL GRP	423,266	388,788	49.31	51.41	3.62	60.43
			STATE TOTAL	11,682,094	11,414,287	49.23	52.00	100.00	100.00
Washington	1		WASHINGTON STATE FUND	1,584,213	1,584,213	136.52	145.98	14.04	14.04
	2	111	LIBERTY MUT GRP	1,047,114	1,001,094	47.41	52.40	9.28	23.32
	3	176	STATE FARM GRP	1,004,341	990,781	52.98	56.28	8.90	32.22
	4	69	FARMERS INS GRP	691,236	689,206	53.37	54.75	6.13	38.34
	5	8	ALLSTATE INS GRP	635,773	627,009	54.20	56.91	5.63	43.98
	6	200	UNITED SERV AUTOMOBILE ASSN GRP	454,685	444,610	54.02	54.75	4.03	48.01
	7	155	PROGRESSIVE GRP	377,746	371,704	69.78	71.16	3.35	51.36
	8	31	BERKSHIRE HATHAWAY GRP	357,186	346,926	61.17	64.76	3.17	54.52
	9	24341	PEMCO MUT INS CO	345,661	335,668	58.66	60.17	3.06	57.58
	10	12	AMERICAN INTL GRP	327,163	320,904	42.77	48.78	2.90	60.48
			STATE TOTAL	11,284,404	11,097,615	64.13	68.87	100.00	100.00
West Virginia	1	176	STATE FARM GRP	422,712	417,291	42.24	45.00	14.92	14.92
	2	140	NATIONWIDE CORP GRP	296,711	295,807	46.32	48.94	10.47	25.40
	3	213	ERIE INS GRP	264,021	252,828	57.36	60.18	9.32	34.72
	4	4768	BRICKSTREET MUT GRP	176,273	180,183	26.39	31.07	6.22	40.94
	5	8	ALLSTATE INS GRP	131,223	130,531	44.15	45.66	4.63	45.57
	6	3548	TRAVELERS GRP	126,587	124,426	44.26	50.47	4.47	50.04
	7	111	LIBERTY MUT GRP	114,837	111,974	54.39	58.45	4.05	54.10
	8	31	BERKSHIRE HATHAWAY GRP	101,156	98,284	62.61	65.99	3.57	57.67
	9	228	WESTFIELD GRP	99,555	100,415	43.57	47.49	3.51	61.18
	10	91	HARTFORD FIRE & CAS GRP	78,198	77,641	46.71	50.80	2.76	63.94
			STATE TOTAL	2,832,683	2,805,299	45.74	50.01	100.00	100.00
Wisconsin	1	473	AMERICAN FAMILY INS GRP	938,513	923,887	56.56	57.62	10.27	10.27
	2	176	STATE FARM GRP	639,596	622,236	61.59	63.34	7.00	17.26
	3	155	PROGRESSIVE GRP	435,333	430,603	66.02	67.43	4.76	22.02
	4	3548	TRAVELERS GRP	422,480	412,586	60.54	67.59	4.62	26.64
	5	15350	WEST BEND MUT INS CO	406,997	386,730	47.71	49.99	4.45	31.10
	6	14184	ACUITY A MUT INS CO	360,572	348,551	52.08	54.24	3.94	35.04
	7	111	LIBERTY MUT GRP	296,803	307,428	77.05	96.27	3.25	38.29
	8	12	AMERICAN INTL GRP	259,497	256,103	52.26	57.65	2.84	41.13
	9	796	QBE INS GRP	209,372	223,794	85.61	84.27	2.29	43.42
	10	212	ZURICH INS GRP	202,175	199,105	55.81	65.25	2.21	45.63
			STATE TOTAL	9,142,295	8,972,202	60.05	64.03	100.00	100.00

PROPERTY AND CASUALTY INSURANCE INDUSTRY
MARKET SHARE REPORT - TOTAL PREMIUM
BY GROUP
35 - TOTAL ALL LINES

May 15, 2014

STATE	Rank	Group/ Company Code	Group/ Company Name	Direct Premiums Written (000)	Direct Premiums Earned (000)	Direct Loss to EP Ratio	Direct Loss & DCC to EP Ratio	Market Share %	Cumulative Market Share %
Wyoming	1		WORKERS' SAFETY & COMP DIV OF WY	219,275	219,275	110.84	113.57	17.43	17.43
	2	176	STATE FARM GRP	133,905	131,016	66.58	67.08	10.64	28.07
	3	4683	MOUNTAIN WEST FARM GRP	86,798	84,897	72.59	74.78	6.90	34.97
	4	69	FARMERS INS GRP	85,925	84,430	52.81	53.85	6.83	41.80
	5	111	LIBERTY MUT GRP	83,032	82,406	56.45	58.24	6.60	48.40
	6	3548	TRAVELERS GRP	56,753	56,134	37.24	37.74	4.51	52.91
	7	155	PROGRESSIVE GRP	55,927	54,894	67.74	68.48	4.45	57.35
	8	140	NATIONWIDE CORP GRP	45,841	43,632	55.09	58.16	3.64	61.00
	9	12	AMERICAN INTL GRP	36,442	37,739	2.36	3.37	2.90	63.89
	10	31	BERKSHIRE HATHAWAY GRP	31,142	29,458	62.32	68.28	2.48	66.37
			STATE TOTAL	1,258,193	1,235,166	62.91	65.39	100.00	100.00
American Samoa	1	38	CHUBB INC GRP	757	190	12.16	12.16	87.94	87.94
	2	1285	XL AMER GRP	74	18	0.60	0.63	8.56	96.50
	3	468	AEGON US HOLDING GRP	18	18	20.03	20.03	2.07	98.58
	4	761	ALLIANZ INS GRP	6	6	70.62	71.70	0.73	99.30
	5	3548	TRAVELERS GRP	3	49	0.00	0.00	0.37	99.67
	6	256	PROSIGHT GRP	3	3	3.14	87.82	0.33	100.00
	7	65	FM GLOBAL GRP	0	0	0.00	9401.11	0.00	100.00
			STATE TOTAL	861	370	1.71	3.98	100.00	100.00
Guam	1	3098	TOKIO MARINE HOLDINGS INC GRP	121,942	115,164	76.96	77.58	40.33	40.33
	2	12	AMERICAN INTL GRP	34,521	33,024	24.39	26.90	11.42	51.74
	3	4672	DONGBU INS GRP	30,779	29,171	16.61	19.26	10.18	61.92
	4	31658	ISLAND HOME INS CO	26,204	25,677	74.65	74.70	8.67	70.59
	5	13597	CHUNG KUO INS CO LTD	22,621	22,346	30.17	32.39	7.48	78.07
	6	18380	PACIFIC IND INS CO	13,130	13,168	32.83	34.14	4.34	82.41
	7	12633	CENTURY INS CO GU LTD	12,339	7,728	61.17	64.43	4.08	86.49
	8	4715	MS & AD INS GRP	10,411	10,222	25.48	25.48	3.44	89.93
	9	200	UNITED SERV AUTOMOBILE ASSN GRP	8,985	8,851	45.46	45.73	2.97	92.90
	10	10972	FIRST NET INS CO	7,988	7,960	38.84	44.93	2.64	95.55
			STATE TOTAL	302,389	288,427	51.15	52.50	100.00	100.00
Puerto Rico	1	3526	COOPERATIVA DE SEGUROS MULTIPLES GRP	283,334	276,642	41.70	43.29	15.22	15.22
	2	411	MAPFRE INS GRP	269,264	264,630	23.18	24.91	14.46	29.68
	3	71	UNIVERSAL INS CO GRP	267,430	273,413	44.16	42.84	14.36	44.05
	4	10899	ASOC DE SUSCRIPCION CONJUNTA DEL SEG	157,170	165,648	59.12	59.12	8.44	52.49
	5	4802	TRIPLE S GRP	152,285	159,176	34.19	40.11	8.18	60.67
	6	12	AMERICAN INTL GRP	88,707	92,216	24.40	36.13	4.76	65.43
	7	626	ACE LTD GRP	80,012	82,364	17.93	22.02	4.30	69.73
	8	26778	INTEGRAND ASSUR CO	73,990	75,768	22.32	27.53	3.97	73.70
	9	10308	ANTILLES INS CO	61,615	54,722	36.00	36.76	3.31	77.01
	10	218	CNA INS GRP	54,450	55,157	46.78	52.28	2.92	79.94
			STATE TOTAL	1,861,777	1,874,510	37.05	40.35	100.00	100.00
U.S. Virgin Islands	1	4706	LOCKHART CO GRP	19,996	20,038	31.28	34.13	25.04	25.04
	2	3526	COOPERATIVA DE SEGUROS MULTIPLES GRP	15,096	15,210	2.95	3.48	18.90	43.94
	3	161	TOPA EQUITIES LTD GRP	8,625	8,447	36.24	46.83	10.80	54.74
	4	626	ACE LTD GRP	7,120	7,723	124.66	149.49	8.92	63.66
	5	411	MAPFRE INS GRP	6,313	6,446	32.28	36.46	7.91	71.56
	6	200	UNITED SERV AUTOMOBILE ASSN GRP	3,348	3,325	101.78	103.90	4.19	75.76
	7	218	CNA INS GRP	2,877	3,108	19.52	20.55	3.60	79.36
	8	19	ASSURANT INC GRP	2,362	2,154	2.76	2.76	2.96	82.32
	9	3548	TRAVELERS GRP	2,112	1,983	129.85	142.69	2.64	84.96
	10	111	LIBERTY MUT GRP	2,098	2,096	9.31	73.29	2.63	87.59
			STATE TOTAL	79,861	82,747	35.85	41.88	100.00	100.00

PROPERTY AND CASUALTY INSURANCE INDUSTRY
MARKET SHARE REPORT - TOTAL PREMIUM
BY GROUP
35 - TOTAL ALL LINES

May 15, 2014

STATE	Rank	Group/ Company Code	Group/ Company Name	Direct Premiums Written (000)	Direct Premiums Earned (000)	Direct Loss to EP Ratio	Direct Loss & DCC to EP Ratio	Market Share %	Cumulative Market Share %
Northern Mariana Islands	1	3098	TOKIO MARINE HOLDINGS INC GRP	5,143	5,248	72.32	75.18	45.24	45.24
	2	31658	ISLAND HOME INS CO	2,641	2,641	56.85	56.85	23.23	68.47
	3	4672	DONGBU INS GRP	1,943	1,856	- 5.21	- 1.08	17.09	85.56
	4	10972	FIRST NET INS CO	1,017	859	55.80	64.05	8.95	94.52
	5	18380	PACIFIC IND INS CO	427	413	31.68	31.17	3.76	98.28
	6	32450	ALPS PROP & CAS INS CO	61	60	0.00	0.00	0.53	98.81
	7	4509	IRONSHORE GRP	42	21	19.63	21.81	0.37	99.18
	8	212	ZURICH INS GRP	30	91	- 24.97	- 33.29	0.26	99.44
	9	98	WR BERKLEY CORP GRP	30	18	- 16.50	- 21.25	0.26	99.70
	10	38	CHUBB INC GRP	28	86	- 24.81	- 24.81	0.24	99.95
			STATE TOTAL	11,368	11,370	50.60	53.13	100.00	100.00
Canada	1	176	STATE FARM GRP	1,794,578	1,809,083	53.17	64.10	44.16	44.16
	2	19	ASSURANT INC GRP	401,876	424,094	18.24	18.24	9.89	54.04
	3	65	FM GLOBAL GRP	396,871	390,657	50.47	51.85	9.76	63.81
	4	761	ALLIANZ INS GRP	299,591	304,893	73.97	77.86	7.37	71.18
	5	218	CNA INS GRP	279,142	274,269	40.71	61.34	6.87	78.05
	6	111	LIBERTY MUT GRP	225,636	219,864	52.29	64.57	5.55	83.60
	7	3548	TRAVELERS GRP	156,800	172,022	48.64	42.92	3.86	87.46
	8	181	SWISS RE GRP	136,091	139,428	19.44	18.11	3.35	90.81
	9	79	ALLY INS HOLDINGS GRP	93,529	148,535	39.44	32.72	2.30	93.11
	10	3416	AXIS CAPITAL GRP	59,725	55,056	70.41	77.72	1.47	94.58
			STATE TOTAL	4,064,230	4,204,507	46.75	53.91	100.00	100.00
Aggregate Other Alien	1	626	ACE LTD GRP	579,186	589,375	51.81	56.93	25.07	25.07
	2	158	FAIRFAX FIN GRP	384,297	383,460	100.30	102.76	16.63	41.70
	3	111	LIBERTY MUT GRP	243,825	241,403	62.17	65.54	10.55	52.25
	4	212	ZURICH INS GRP	184,707	178,188	144.07	150.96	7.99	60.24
	5	38	CHUBB INC GRP	127,206	132,902	- 15.61	- 16.81	5.51	65.75
	6	3569	CATERPILLAR GRP	126,144	110,087	60.28	60.28	5.46	71.21
	7	3239	ALLIED WORLD ASSUR HOLDING GRP	116,228	97,115	43.69	63.47	5.03	76.24
	8	218	CNA INS GRP	97,974	113,951	103.78	107.91	4.24	80.48
	9	4509	IRONSHORE GRP	86,787	37,297	75.34	80.45	3.76	84.23
	10	510	NAVIGATORS GRP	83,253	87,309	10.31	11.43	3.60	87.84
			STATE TOTAL	2,310,676	4,579,049	54.47	58.18	100.00	100.00

01—Fire

PROPERTY AND CASUALTY INSURANCE INDUSTRY
MARKET SHARE REPORT - TOTAL PREMIUM
BY GROUP
01 - FIRE

May 15, 2014

STATE	Rank	Group/ Company Code	Group/ Company Name	Direct Premiums Written (000)	Direct Premiums Earned (000)	Direct Loss to EP Ratio	Direct Loss & DCC to EP Ratio	Market Share %	Cumulative Market Share %
Countrywide	1	19	ASSURANT INC GRP	1,481,664	1,577,367	12.16	12.16	11.10	11.10
	2	12	AMERICAN INTL GRP	1,193,019	1,439,754	23.99	23.90	8.94	20.04
	3	65	FM GLOBAL GRP	759,912	763,866	30.30	31.30	5.69	25.74
	4	3548	TRAVELERS GRP	686,340	676,155	37.66	38.80	5.14	30.88
	5	111	LIBERTY MUT GRP	628,982	615,204	66.51	67.76	4.71	35.59
	6	212	ZURICH INS GRP	573,962	561,150	37.54	38.82	4.30	39.89
	7	69	FARMERS INS GRP	477,946	460,253	41.86	42.40	3.58	43.47
	8	361	MUNICH RE GRP	301,244	293,153	29.62	30.15	2.26	45.73
	9	280	AUTO OWNERS GRP	295,397	292,006	39.44	40.84	2.21	47.95
	10	761	ALLIANZ INS GRP	274,908	275,426	156.17	153.64	2.06	50.01
	11	1285	XL AMER GRP	264,359	236,257	- 5.05	- 6.06	1.98	51.99
	12	171	GERMANIA INS GRP	247,140	236,796	74.69	75.57	1.85	53.84
	13	140	NATIONWIDE CORP GRP	216,482	209,501	37.94	39.15	1.62	55.46
	14	200	UNITED SERV AUTOMOBILE ASSN GRP	197,588	189,441	31.53	31.89	1.48	56.94
	15	501	ALLEGHANY GRP	190,916	183,311	16.57	16.90	1.43	58.37
	16	181	SWISS RE GRP	182,945	180,321	- 2.94	- 4.86	1.37	59.74
	17	626	ACE LTD GRP	180,157	177,200	71.35	74.09	1.35	61.09
	18	3416	AXIS CAPITAL GRP	158,964	150,121	19.58	20.38	1.19	62.28
	19	10064	CITIZENS PROP INS CORP	132,391	136,107	0.69	3.76	0.99	63.28
	20	1279	ARCH INS GRP	132,231	119,309	12.27	13.09	0.99	64.27
	21	147	HOCHHEIM PRAIRIE GRP	129,687	125,404	98.75	106.40	0.97	65.24
	22	218	CNA INS GRP	129,635	134,371	96.33	101.43	0.97	66.21
	23	31	BERKSHIRE HATHAWAY GRP	127,366	112,297	41.54	44.56	0.95	67.16
	24	796	QBE INS GRP	116,774	116,313	28.66	26.68	0.88	68.04
	25	38	CHUBB INC GRP	115,640	113,088	36.02	36.73	0.87	68.91
	26	244	CINCINNATI FIN GRP	108,199	100,853	28.40	30.16	0.81	69.72
	27	242	SELECTIVE INS GRP	107,978	102,061	28.46	28.89	0.81	70.53
	28	749	SCOR GRP	95,959	87,343	20.56	21.40	0.72	71.24
	29	4509	IRONSHORE GRP	88,105	96,096	9.51	10.26	0.66	71.90
	30	98	WR BERKLEY CORP GRP	86,112	84,742	37.71	39.58	0.65	72.55
	31	33499	DORINCO REINS CO	84,250	85,757	36.17	36.10	0.63	73.18
	32	785	MARKEL CORP GRP	78,265	80,646	15.90	16.34	0.59	73.77
	33	62	EMC INS CO GRP	72,489	69,216	65.54	65.53	0.54	74.31
	34	1342	FARMERS MUT PROTECTION ASSN GRP	70,669	69,820	103.48	104.59	0.53	74.84
	35	15350	WEST BEND MUT INS CO	65,968	62,611	43.47	44.63	0.49	75.33
	36	3497	MIRAGE INTERESTS GRP	65,369	63,439	30.38	30.75	0.49	75.82
	37	1278	CSAA INS GRP	64,798	61,881	55.52	58.37	0.49	76.31
	38	517	HANNOVER GRP	64,330	58,495	66.97	69.65	0.48	76.79
	39	175	STATE AUTO MUT GRP	62,319	62,876	47.28	50.13	0.47	77.26
	40	4698	ASPEN INS HOLDING GRP	60,657	63,593	6.14	10.54	0.45	77.71
	41	215	KEMPER CORP GRP	59,414	59,766	29.74	29.75	0.45	78.16
	42	246	PENNSYLVANIA LUMBERMENS GRP	58,926	58,353	46.71	46.66	0.44	78.60
	43	4670	STARR GRP	54,639	45,171	104.13	116.47	0.41	79.01
	44	3098	TOKIO MARINE HOLDINGS INC GRP	53,691	48,891	91.18	98.98	0.40	79.41
	45	10136	SOUTHERN FIDELITY INS CO INC	53,629	54,019	27.00	27.00	0.40	79.81
	46	694	TENNESSEE FARMERS GRP	53,590	53,566	29.34	29.78	0.40	80.22
	47	3219	NKSJ HOLDINGS INC GRP	52,668	48,659	28.05	29.22	0.39	80.61
	48	7	FEDERATED MUT GRP	52,641	48,825	46.42	47.44	0.39	81.00
	49	88	THE HANOVER INS GRP	51,695	48,423	36.90	35.79	0.39	81.39
	50	158	FAIRFAX FIN GRP	51,280	46,594	41.67	47.67	0.38	81.78
	51	123	SHELTER INS GRP	49,528	46,863	56.44	57.81	0.37	82.15
	52	22	ANDOVER GRP	48,577	47,329	31.43	31.98	0.36	82.51
	53	248	UNITED FIRE & CAS GRP	48,108	43,352	41.60	42.76	0.36	82.87
	54	968	AXA INS GRP	47,966	37,234	82.04	85.68	0.36	83.23
	55	271	PENNSYLVANIA NATL INS GRP	46,077	43,062	36.13	36.48	0.35	83.58
	56	408	AMERICAN NATL FIN GRP	46,066	45,276	41.32	42.07	0.35	83.92
	57	10117	SECURITY FIRST INS CO	44,218	40,842	18.56	22.10	0.33	84.25
	58	586	ARBELLA INS GRP	42,924	39,968	44.71	46.64	0.32	84.57
	59	169	SENTRY INS GRP	42,330	40,865	43.58	44.25	0.32	84.89
	60	1344	ARX HOLDING CORP GRP	41,671	38,091	28.69	29.52	0.31	85.20
	61	732	NLASCO GRP	40,728	39,587	23.47	24.23	0.31	85.51
	62	13757	FARM BUREAU MUT INS CO OF AR INC	38,960	39,052	24.11	24.75	0.29	85.80
	63	1129	WHITE MOUNTAINS GRP	36,323	39,454	89.27	94.43	0.27	86.07
	64	3239	ALLIED WORLD ASSUR HOLDING GRP	35,787	35,008	56.90	62.19	0.27	86.34
	65	8	ALLSTATE INS GRP	35,209	33,698	40.16	43.29	0.26	86.61

PROPERTY AND CASUALTY INSURANCE INDUSTRY
MARKET SHARE REPORT - TOTAL PREMIUM
BY GROUP
01 - FIRE

May 15, 2014

STATE	Rank	Group/ Company Code	Group/ Company Name	Direct Premiums Written (000)	Direct Premiums Earned (000)	Direct Loss to EP Ratio	Direct Loss & DCC to EP Ratio	Market Share %	Cumulative Market Share %
Countrywide	66	23108	LUMBERMENS UNDERWRITING	33,789	32,600	6.78	15.20	0.25	86.86
	67	71	ALLIANCE						
	68		UNIVERSAL INS CO GRP	32,916	31,654	32.84	37.68	0.25	87.11
	69	213	LOUISIANA CITIZENS PROPERTY INS.	32,313	33,275	21.03	21.97	0.24	87.35
	70	411	ERIE INS GRP	31,775	32,087	56.03	58.18	0.24	87.59
	71	14184	MAPFRE INS GRP	28,477	27,265	22.44	23.49	0.21	87.80
	72	920	ACUITY A MUT INS CO	27,906	25,361	39.44	39.21	0.21	88.01
	73	3703	GLOBAL IND GRP	25,645	22,664	11.57	11.42	0.19	88.20
	74	308	TOWER GRP	25,195	26,217	56.72	61.05	0.19	88.39
	75	91	PHILADELPHIA CONTRIBUTIONSHIP GRP	24,619	23,971	54.98	56.61	0.18	88.57
	76	12247	HARTFORD FIRE & CAS GRP	24,595	22,551	12.56	23.89	0.18	88.76
	77	10908	SOUTHERN OAK INS CO	24,560	24,274	19.13	18.51	0.18	88.94
	78	783	CAPITOL PREFERRED INS CO	24,189	24,217	25.37	25.37	0.18	89.12
	79	984	RLI INS GRP	24,106	24,393	40.28	39.53	0.18	89.30
	80	4674	HCC INS HOLDINGS GRP	23,846	20,823	26.51	26.19	0.18	89.48
	81	70	BARRINGTON CAPITAL GRP	22,285	22,235	17.02	17.73	0.17	89.65
	82	256	FIRST AMER TITLE GRP	22,276	20,575	56.46	58.81	0.17	89.82
	83	1120	PROSIGHT GRP	22,073	19,040	61.30	70.61	0.17	89.98
	84	316	EVEREST REINS HOLDINGS GRP	21,205	15,056	5.22	5.27	0.16	90.14
	85	324	NATIONAL SECURITY GRP	20,604	19,613	41.40	41.62	0.15	90.30
	86	1318	NORTH CAROLINA FARM BUREAU GRP	20,579	21,898	31.50	31.68	0.15	90.45
	87	4672	AUTO CLUB ENTERPRISES INS GRP	19,828	18,823	39.58	41.30	0.15	90.60
	88	963	DONGBU INS GRP	19,286	18,235	2.28	2.63	0.14	90.74
	89	14166	OHIO MUT GRP	17,845	17,417	48.94	49.80	0.13	90.88
	90	323	SOUTHERN FIDELITY PROP & CAS INC	17,263	14,435	22.05	22.05	0.13	91.01
	91	4663	CIVIL SERV EMPLOYEE GRP	16,912	16,304	30.01	26.57	0.13	91.13
	92	267	UNIVERSAL INS HOLDING GRP	16,858	17,446	31.66	33.87	0.13	91.26
	93	4701	GRANGE MUT CAS GRP	16,231	15,576	44.62	45.36	0.12	91.38
	94	225	TORUS INS GRP	15,991	25,244	- 52.53	- 50.24	0.12	91.50
	95	234	IAT REINS CO GRP	15,946	14,641	60.78	63.82	0.12	91.62
	96	12841	VERMONT MUT GRP	15,778	15,427	25.92	25.77	0.12	91.74
	97	4684	AMERICAN INTEGRITY INS CO OF FL	15,105	12,976	16.92	19.71	0.11	91.85
	98	84	MAIDEN HOLDINGS GRP	15,085	22,311	- 21.14	- 5.47	0.11	91.96
	99	93	AMERICAN FINANCIAL GRP	15,027	18,524	20.43	26.59	0.11	92.08
	100	176	STATE NATL GRP	15,026	13,724	71.64	75.56	0.11	92.19
	101	228	STATE FARM GRP	14,893	14,051	46.17	51.94	0.11	92.30
	102	698	WESTFIELD GRP	14,795	14,269	42.88	42.97	0.11	92.41
	103	474	NORTH STAR CO GRP	13,927	13,311	22.57	22.70	0.10	92.52
	104	802	FCCI MUT INS GRP	13,858	12,840	18.87	18.98	0.10	92.62
	105	11118	CAPITAL INS GRP	13,540	12,963	16.05	16.93	0.10	92.72
	106	3484	FEDERATED RURAL ELECTRIC INS EXCH	13,511	13,422	18.37	18.51	0.10	92.82
	107	479	TOWER HILL INS GRP	13,210	12,845	15.30	17.96	0.10	92.92
	108	34029	IFG CO GRP	13,191	13,502	71.05	58.22	0.10	93.02
	109	660	MICHIGAN BASIC PROP INS ASSN	13,170	13,770	26.16	27.63	0.10	93.12
	110	10969	MERCURY GEN GRP	13,135	12,566	35.80	36.04	0.10	93.22
	111	3489	UNITED PROP & CAS INS CO	12,888	12,087	34.62	35.64	0.10	93.31
	112	4715	DELEK GRP	12,809	13,776	23.06	24.57	0.10	93.41
	113	809	MS & AD INS GRP	12,592	16,756	32.29	33.34	0.09	93.50
	114	762	TEXAS FARM BUREAU MUT GRP	12,259	11,955	44.99	45.01	0.09	93.60
	115	483	FRANKLIN MUT GRP	12,150	11,943	18.09	18.09	0.09	93.69
	116	26905	SOUTHERN FARM BUREAU CAS GRP	12,121	11,808	52.81	52.46	0.09	93.78
	117	303	CENTURY NATL INS CO	11,807	11,783	16.41	22.12	0.09	93.87
	118	748	GUIDEONE INS GRP	11,433	10,136	48.69	50.31	0.09	93.95
	119	12961	MEADOWBROOK INS GRP	11,264	16,290	16.11	15.84	0.08	94.04
	120	3526	CANOPIUS US INS	11,132	10,098	29.20	29.95	0.08	94.12
	121	54	COOPERATIVA DE SEGUROS MULTIPLES GRP	10,638	11,126	13.82	15.40	0.08	94.20
	122	309	CUMBERLAND GRP	10,585	9,909	29.92	30.91	0.08	94.28
	123	10374	WESTERN NATL MUT GRP	10,454	10,256	42.87	44.18	0.08	94.36
	124	4716	ERIE & NIAGRA INS ASSOC	10,443	10,117	24.44	26.41	0.08	94.44
	125	561	FORTRESS GRP	10,352	11,609	32.22	32.22	0.08	94.51
			GEORGIA FARM BUREAU GRP	9,709	10,316	48.23	49.00	0.07	94.59
			INDUSTRY TOTAL	13,345,265	13,420,217	36.00	36.95	100.00	100.00

PROPERTY AND CASUALTY INSURANCE INDUSTRY
MARKET SHARE REPORT - TOTAL PREMIUM
BY GROUP
01 - FIRE

May 15, 2014

STATE	Rank	Group/ Company Code	Group/ Company Name	Direct Premiums Written (000)	Direct Premiums Earned (000)	Direct Loss to EP Ratio	Direct Loss & DCC to EP Ratio	Market Share %	Cumulative Market Share %
Alabama	1	12	AMERICAN INTL GRP	24,863	23,878	31.91	30.25	10.83	10.83
	2	69	FARMERS INS GRP	19,699	19,626	32.55	33.13	8.58	19.41
	3	19	ASSURANT INC GRP	16,062	18,328	19.76	19.78	6.99	26.40
	4	280	AUTO OWNERS GRP	13,342	13,460	39.87	40.23	5.81	32.21
	5	212	ZURICH INS GRP	11,646	10,233	10.87	11.26	5.07	37.28
	6	3548	TRAVELERS GRP	10,910	10,930	159.30	163.73	4.75	42.03
	7	361	MUNICH RE GRP	10,228	10,283	21.24	21.32	4.45	46.49
	8	316	NATIONAL SECURITY GRP	7,688	7,391	37.92	38.23	3.35	49.84
	9	111	LIBERTY MUT GRP	7,203	7,155	31.91	34.05	3.14	52.97
	10	65	FM GLOBAL GRP	6,941	6,515	141.53	142.29	3.02	55.99
			STATE TOTAL	229,631	225,048	43.95	45.07	100.00	100.00
Alaska	1	212	ZURICH INS GRP	13,012	13,044	2.96	2.96	22.62	22.62
	2	12	AMERICAN INTL GRP	6,463	6,604	- 3.25	- 4.27	11.23	33.85
	3	19	ASSURANT INC GRP	5,011	4,829	21.15	21.86	8.71	42.56
	4	65	FM GLOBAL GRP	3,395	3,228	0.00	0.00	5.90	48.46
	5	626	ACE LTD GRP	2,881	2,905	63.33	66.28	5.01	53.46
	6	16926	ARECA INS EXCH	2,474	2,471	- 0.40	- 0.56	4.30	57.77
	7	309	WESTERN NATL MUT GRP	2,444	2,617	16.42	18.14	4.25	62.01
	8	200	UNITED SERV AUTOMOBILE ASSN GRP	2,372	2,329	28.84	29.18	4.12	66.14
	9	38733	ALASKA NATL INS CO	1,876	1,879	12.11	12.86	3.26	69.39
	10	111	LIBERTY MUT GRP	1,762	1,640	75.61	76.35	3.06	72.46
			STATE TOTAL	57,537	55,863	10.34	10.72	100.00	100.00
Arizona	1	212	ZURICH INS GRP	16,451	16,549	10.21	10.81	11.64	11.64
	2	12	AMERICAN INTL GRP	14,847	16,243	- 13.38	- 19.55	10.50	22.14
	3	3548	TRAVELERS GRP	12,445	11,996	36.91	38.64	8.80	30.95
	4	19	ASSURANT INC GRP	9,487	12,418	10.27	10.57	6.71	37.66
	5	111	LIBERTY MUT GRP	9,474	9,689	57.79	63.13	6.70	44.36
	6	65	FM GLOBAL GRP	9,249	9,340	- 0.48	- 0.47	6.54	50.90
	7	280	AUTO OWNERS GRP	5,862	5,896	35.00	38.22	4.15	55.05
	8	200	UNITED SERV AUTOMOBILE ASSN GRP	4,721	4,611	15.62	15.95	3.34	58.39
	9	761	ALLIANZ INS GRP	3,833	3,029	4.48	4.27	2.71	61.10
	10	140	NATIONWIDE CORP GRP	3,513	3,494	24.08	24.13	2.49	63.59
			STATE TOTAL	141,352	143,294	18.49	19.65	100.00	100.00
Arkansas	1	13757	FARM BUREAU MUT INS CO OF AR INC	38,960	39,052	24.11	24.75	25.26	25.26
	2	12	AMERICAN INTL GRP	10,327	10,816	27.85	27.71	6.70	31.96
	3	123	SHELTER INS GRP	8,914	8,404	46.47	48.11	5.78	37.74
	4	19	ASSURANT INC GRP	7,983	9,232	39.93	39.99	5.18	42.91
	5	3548	TRAVELERS GRP	7,172	7,060	30.79	32.48	4.65	47.56
	6	65	FM GLOBAL GRP	5,346	5,845	-163.81	-188.06	3.47	51.03
	7	212	ZURICH INS GRP	5,323	5,012	104.94	105.88	3.45	54.48
	8	111	LIBERTY MUT GRP	4,698	4,414	12.34	15.71	3.05	57.53
	9	69	FARMERS INS GRP	3,873	3,591	41.59	42.87	2.51	60.04
	10	361	MUNICH RE GRP	3,310	3,264	31.07	31.29	2.15	62.18
			STATE TOTAL	154,232	152,915	94.91	95.81	100.00	100.00
California	1	69	FARMERS INS GRP	148,173	150,432	32.04	32.35	11.88	11.88
	2	12	AMERICAN INTL GRP	147,477	159,289	25.29	24.86	11.82	23.70
	3	111	LIBERTY MUT GRP	113,582	109,624	28.55	29.16	9.11	32.81
	4	19	ASSURANT INC GRP	85,814	105,902	11.49	11.49	6.88	39.69
	5	3548	TRAVELERS GRP	66,701	64,024	47.23	48.81	5.35	45.04
	6	65	FM GLOBAL GRP	63,764	65,067	26.07	26.02	5.11	50.15
	7	140	NATIONWIDE CORP GRP	60,515	58,358	32.28	33.42	4.85	55.00
	8	212	ZURICH INS GRP	59,737	59,388	31.66	33.05	4.79	59.79
	9	1278	CSAA INS GRP	49,740	48,013	49.22	51.86	3.99	63.78
	10	200	UNITED SERV AUTOMOBILE ASSN GRP	29,577	28,735	21.85	21.70	2.37	66.15
			STATE TOTAL	1,247,217	1,265,085	28.14	29.10	100.00	100.00

PROPERTY AND CASUALTY INSURANCE INDUSTRY
MARKET SHARE REPORT - TOTAL PREMIUM
BY GROUP
01 - FIRE

May 15, 2014

STATE	Rank	Group/ Company Code	Group/ Company Name	Direct Premiums Written (000)	Direct Premiums Earned (000)	Direct Loss to EP Ratio	Direct Loss & DCC to EP Ratio	Market Share %	Cumulative Market Share %
Colorado	1	12	AMERICAN INTL GRP	21,430	21,425	40.01	39.47	15.77	15.77
	2	3548	TRAVELERS GRP	10,314	9,971	278.57	287.14	7.59	23.36
	3	111	LIBERTY MUT GRP	10,003	11,008	57.25	60.15	7.36	30.72
	4	19	ASSURANT INC GRP	8,969	10,810	7.25	7.27	6.60	37.32
	5	212	ZURICH INS GRP	6,911	6,780	32.36	33.80	5.09	42.41
	6	65	FM GLOBAL GRP	6,165	6,619	145.09	153.18	4.54	46.95
	7	69	FARMERS INS GRP	5,372	3,990	138.99	139.57	3.95	50.90
	8	501	ALLEGHANY GRP	4,883	4,998	7.97	8.38	3.59	54.49
	9	361	MUNICH RE GRP	4,882	4,407	47.91	48.08	3.59	58.09
	10	1285	XL AMER GRP	4,517	4,453	61.39	60.03	3.32	61.41
			STATE TOTAL	135,885	135,991	71.42	73.87	100.00	100.00
Connecticut	1	19	ASSURANT INC GRP	17,792	16,079	20.58	20.58	12.71	12.71
	2	12	AMERICAN INTL GRP	11,395	15,187	- 2.97	- 3.63	8.14	20.85
	3	65	FM GLOBAL GRP	11,317	11,255	- 12.04	- 12.09	8.08	28.93
	4	361	MUNICH RE GRP	9,502	8,947	40.98	41.15	6.79	35.72
	5	111	LIBERTY MUT GRP	8,905	8,956	18.41	18.99	6.36	42.08
	6	3548	TRAVELERS GRP	7,683	7,295	10.00	10.20	5.49	47.57
	7	69	FARMERS INS GRP	7,065	6,157	44.37	45.09	5.05	52.62
	8	787	NEW LONDON CNTY GRP	5,048	4,855	2.11	2.26	3.61	56.23
	9	212	ZURICH INS GRP	5,011	4,544	91.66	92.40	3.58	59.81
	10	22	ANDOVER GRP	4,749	4,330	12.38	13.08	3.39	63.20
			STATE TOTAL	139,986	137,611	21.68	21.99	100.00	100.00
Delaware	1	19	ASSURANT INC GRP	3,331	3,825	10.62	10.62	12.31	12.31
	2	12	AMERICAN INTL GRP	2,058	1,956	- 15.86	- 16.13	7.61	19.92
	3	212	ZURICH INS GRP	1,677	2,037	- 1.00	- 1.00	6.20	26.12
	4	761	ALLIANZ INS GRP	1,369	1,352	0.44	0.60	5.06	31.18
	5	140	NATIONWIDE CORP GRP	1,364	1,332	26.31	26.86	5.04	36.22
	6	408	AMERICAN NATL FIN GRP	1,313	1,324	- 1.17	- 0.84	4.85	41.08
	7	3548	TRAVELERS GRP	1,275	1,271	17.38	18.08	4.71	45.79
	8	111	LIBERTY MUT GRP	1,153	1,126	40.53	40.72	4.26	50.05
	9	65	FM GLOBAL GRP	915	871	12.91	13.14	3.38	53.43
	10	1285	XL AMER GRP	813	680	- 6.68	- 7.04	3.00	56.44
			STATE TOTAL	27,051	27,478	13.41	13.63	100.00	100.00
District Of Columbia	1	12	AMERICAN INTL GRP	8,048	6,434	- 0.08	- 0.28	21.15	21.15
	2	65	FM GLOBAL GRP	5,439	5,212	11.42	11.62	14.29	35.44
	3	3548	TRAVELERS GRP	4,995	5,074	87.87	89.31	13.12	48.56
	4	212	ZURICH INS GRP	3,270	2,355	11.30	11.30	8.59	57.15
	5	19	ASSURANT INC GRP	2,651	2,997	12.08	12.08	6.96	64.11
	6	218	CNA INS GRP	1,879	1,715	45.00	46.09	4.94	69.05
	7	111	LIBERTY MUT GRP	1,740	1,646	- 2.36	- 3.77	4.57	73.62
	8	200	UNITED SERV AUTOMOBILE ASSN GRP	1,283	1,220	9.50	9.51	3.37	76.99
	9	1285	XL AMER GRP	884	721	8.00	4.40	2.32	79.32
	10	501	ALLEGHANY GRP	743	565	- 1.26	- 1.30	1.95	81.27
			STATE TOTAL	38,062	35,231	84.51	85.34	100.00	100.00
Florida	1	19	ASSURANT INC GRP	472,339	470,084	5.38	5.38	29.32	29.32
	2	10064	CITIZENS PROP INS CORP	132,391	136,107	0.69	3.76	8.22	37.54
	3	12	AMERICAN INTL GRP	120,453	123,795	7.88	7.84	7.48	45.02
	4	212	ZURICH INS GRP	64,883	59,620	11.87	12.52	4.03	49.05
	5	1279	ARCH INS GRP	53,877	41,439	7.74	8.77	3.34	52.39
	6	10117	SECURITY FIRST INS CO	44,218	40,842	18.56	22.10	2.75	55.14
	7	111	LIBERTY MUT GRP	44,123	43,141	1.24	0.54	2.74	57.88
	8	1285	XL AMER GRP	35,289	28,506	7.16	5.40	2.19	60.07
	9	501	ALLEGHANY GRP	34,935	34,784	4.39	4.52	2.17	62.24
	10	796	QBE INS GRP	32,933	33,280	15.73	17.29	2.04	64.28
			STATE TOTAL	1,610,781	1,581,157	10.75	11.61	100.00	100.00

PROPERTY AND CASUALTY INSURANCE INDUSTRY
MARKET SHARE REPORT - TOTAL PREMIUM
BY GROUP
01 - FIRE

May 15, 2014

STATE	Rank	Group/ Company Code	Group/ Company Name	Direct Premiums Written (000)	Direct Premiums Earned (000)	Direct Loss to EP Ratio	Direct Loss & DCC to EP Ratio	Market Share %	Cumulative Market Share %
Georgia	1	280	AUTO OWNERS GRP	33,110	31,500	57.66	59.16	9.54	9.54
	2	19	ASSURANT INC GRP	27,594	34,330	20.26	20.28	7.95	17.49
	3	3548	TRAVELERS GRP	21,734	21,757	14.15	14.91	6.26	23.76
	4	12	AMERICAN INTL GRP	21,394	20,241	- 0.13	- 0.64	6.17	29.92
	5	65	FM GLOBAL GRP	18,290	18,104	3.85	3.65	5.27	35.19
	6	111	LIBERTY MUT GRP	16,858	17,689	56.94	59.74	4.86	40.05
	7	200	UNITED SERV AUTOMOBILE ASSN GRP	15,959	15,226	27.66	28.03	4.60	44.65
	8	361	MUNICH RE GRP	15,948	15,311	32.57	32.94	4.60	49.24
	9	212	ZURICH INS GRP	14,714	13,771	9.28	10.69	4.24	53.48
	10	69	FARMERS INS GRP	11,377	11,524	46.75	47.53	3.28	56.76
			**STATE TOTAL **	347,019	342,573	37.09	38.09	100.00	100.00
Hawaii	1	12	AMERICAN INTL GRP	13,966	13,636	14.17	15.65	16.95	16.95
	2	4715	MS & AD INS GRP	9,578	13,911	34.22	36.05	11.62	28.57
	3	3098	TOKIO MARINE HOLDINGS INC GRP	9,145	9,697	4.20	4.67	11.10	39.67
	4	4672	DONGBU INS GRP	6,009	5,310	12.84	15.30	7.29	46.96
	5	212	ZURICH INS GRP	4,485	3,878	43.52	44.31	5.44	52.41
	6	19	ASSURANT INC GRP	4,313	5,195	3.01	3.05	5.23	57.64
	7	111	LIBERTY MUT GRP	3,206	3,105	61.21	65.35	3.89	61.53
	8	181	SWISS RE GRP	2,897	2,257	- 14.90	- 16.47	3.52	65.05
	9	4051	OCEAN HARBOR GRP	2,436	2,521	20.98	21.04	2.96	68.01
	10	106	ISLAND INS CO GRP	2,372	2,367	31.18	31.85	2.88	70.88
			**STATE TOTAL **	82,397	85,700	19.35	20.73	100.00	100.00
Idaho	1	65	FM GLOBAL GRP	3,960	3,696	- 2.26	- 2.26	12.75	12.75
	2	111	LIBERTY MUT GRP	2,875	2,841	36.33	36.80	9.26	22.00
	3	19	ASSURANT INC GRP	2,776	3,401	11.70	11.98	8.94	30.94
	4	3548	TRAVELERS GRP	2,638	2,694	49.73	50.96	8.49	39.43
	5	12	AMERICAN INTL GRP	1,421	1,089	8.54	8.46	4.58	44.01
	6	3416	AXIS CAPITAL GRP	1,136	917	- 26.11	- 28.12	3.66	47.67
	7	140	NATIONWIDE CORP GRP	1,044	1,052	56.29	56.62	3.36	51.03
	8	212	ZURICH INS GRP	993	1,035	3.40	3.40	3.20	54.22
	9	69	FARMERS INS GRP	817	742	46.26	46.91	2.63	56.86
	10	280	AUTO OWNERS GRP	786	763	19.43	18.38	2.53	59.39
			**STATE TOTAL **	31,059	30,205	38.18	40.12	100.00	100.00
Illinois	1	12	AMERICAN INTL GRP	54,645	54,886	17.97	18.28	13.40	13.40
	2	19	ASSURANT INC GRP	46,325	61,782	11.68	11.68	11.36	24.76
	3	65	FM GLOBAL GRP	33,822	34,360	16.60	16.48	8.29	33.05
	4	212	ZURICH INS GRP	27,202	26,684	23.96	24.58	6.67	39.72
	5	3548	TRAVELERS GRP	25,111	25,382	9.21	9.84	6.16	45.88
	6	111	LIBERTY MUT GRP	19,401	18,261	38.22	39.21	4.76	50.63
	7	69	FARMERS INS GRP	16,781	16,445	64.74	65.52	4.11	54.75
	8	15350	WEST BEND MUT INS CO	14,285	13,894	28.43	27.92	3.50	58.25
	9	280	AUTO OWNERS GRP	11,509	11,462	30.95	31.33	2.82	61.07
	10	361	MUNICH RE GRP	10,639	9,735	48.71	49.55	2.61	63.68
			**STATE TOTAL **	407,852	416,881	23.25	23.84	100.00	100.00
Indiana	1	12	AMERICAN INTL GRP	55,864	56,712	1.47	1.21	20.58	20.58
	2	280	AUTO OWNERS GRP	25,038	24,382	41.16	42.82	9.22	29.80
	3	19	ASSURANT INC GRP	17,298	22,887	19.14	19.12	6.37	36.17
	4	212	ZURICH INS GRP	14,211	11,353	30.99	32.84	5.23	41.41
	5	3548	TRAVELERS GRP	13,321	13,220	15.37	16.40	4.91	46.31
	6	65	FM GLOBAL GRP	10,859	7,955	30.58	29.68	4.00	50.31
	7	111	LIBERTY MUT GRP	9,988	9,505	26.09	26.17	3.68	53.99
	8	361	MUNICH RE GRP	7,649	7,307	27.52	27.85	2.82	56.81
	9	15350	WEST BEND MUT INS CO	7,048	6,575	92.76	98.89	2.60	59.41
	10	242	SELECTIVE INS GRP	6,886	6,499	46.38	47.10	2.54	61.94
			**STATE TOTAL **	271,481	264,722	28.73	29.51	100.00	100.00

PROPERTY AND CASUALTY INSURANCE INDUSTRY
MARKET SHARE REPORT - TOTAL PREMIUM
BY GROUP
01 - FIRE

May 15, 2014

STATE	Rank	Group/ Company Code	Group/ Company Name	Direct Premiums Written (000)	Direct Premiums Earned (000)	Direct Loss to EP Ratio	Direct Loss & DCC to EP Ratio	Market Share %	Cumulative Market Share %
Iowa	1	12	AMERICAN INTL GRP	10,541	9,246	110.62	113.23	10.02	10.02
	2	569	FARMERS MUT HAIL INS GRP	7,886	4,233	46.60	46.60	7.50	17.52
	3	62	EMC INS CO GRP	7,546	7,331	149.16	149.30	7.17	24.69
	4	280	AUTO OWNERS GRP	7,246	7,039	37.45	39.72	6.89	31.58
	5	3548	TRAVELERS GRP	6,114	5,980	90.99	92.80	5.81	37.40
	6	65	FM GLOBAL GRP	5,715	5,607	2.62	2.70	5.43	42.83
	7	15350	WEST BEND MUT INS CO	4,926	4,715	24.06	24.56	4.68	47.51
	8	19	ASSURANT INC GRP	4,921	4,872	28.70	28.65	4.68	52.19
	9	212	ZURICH INS GRP	4,324	4,719	22.40	23.42	4.11	56.30
	10	69	FARMERS INS GRP	3,353	3,190	51.07	51.62	3.19	59.49
			STATE TOTAL	105,179	98,431	53.22	54.18	100.00	100.00
Kansas	1	62	EMC INS CO GRP	11,310	10,819	19.76	19.74	10.06	10.06
	2	3548	TRAVELERS GRP	10,564	9,747	20.98	21.31	9.39	19.45
	3	12	AMERICAN INTL GRP	9,803	10,047	291.97	295.78	8.72	28.16
	4	111	LIBERTY MUT GRP	5,021	4,981	197.66	201.98	4.46	32.63
	5	212	ZURICH INS GRP	4,680	4,694	325.21	334.30	4.16	36.79
	6	65	FM GLOBAL GRP	4,589	4,414	- 0.32	- 0.31	4.08	40.87
	7	19	ASSURANT INC GRP	4,267	5,089	18.06	18.25	3.79	44.66
	8	1285	XL AMER GRP	3,571	3,686	- 2.92	- 1.63	3.79	47.83
	9	807	COLUMBIA INS GRP	3,546	3,361	47.14	48.23	3.15	50.99
	10	501	ALLEGHANY GRP	2,789	2,634	22.08	22.35	2.48	53.47
			STATE TOTAL	112,480	108,549	69.89	71.44	100.00	100.00
Kentucky	1	12	AMERICAN INTL GRP	20,474	17,705	6.83	6.94	14.85	14.85
	2	65	FM GLOBAL GRP	9,831	9,260	2.84	2.66	7.13	21.98
	3	111	LIBERTY MUT GRP	9,827	9,483	18.20	16.90	7.13	29.10
	4	19	ASSURANT INC GRP	7,945	9,347	19.36	19.37	5.76	34.86
	5	280	AUTO OWNERS GRP	7,630	7,486	15.80	14.33	5.53	40.40
	6	212	ZURICH INS GRP	7,129	6,833	111.72	113.70	5.17	45.57
	7	3548	TRAVELERS GRP	5,781	5,819	17.42	18.12	4.19	49.76
	8	361	MUNICH RE GRP	4,920	4,567	42.18	42.11	3.57	53.33
	9	244	CINCINNATI FIN GRP	4,121	3,903	41.87	43.39	2.99	56.31
	10	175	STATE AUTO MUT GRP	3,952	4,052	42.76	43.77	2.87	59.18
			STATE TOTAL	137,902	130,508	30.20	30.79	100.00	100.00
Louisiana	1	12	AMERICAN INTL GRP	34,668	34,940	19.96	20.18	9.46	9.46
	2		LOUISIANA CITIZENS PROPERTY INS.	32,313	33,275	21.03	21.97	8.82	18.27
	3	19	ASSURANT INC GRP	24,038	24,548	16.84	16.68	6.56	24.83
	4	10136	SOUTHERN FIDELITY INS CO INC	21,820	22,004	44.46	44.46	5.95	30.78
	5	111	LIBERTY MUT GRP	17,302	16,720	36.97	33.41	4.72	35.50
	6	69	FARMERS INS GRP	16,950	15,706	53.48	54.44	4.62	40.13
	7	33499	DORINCO REINS CO	15,093	15,054	160.74	160.38	4.12	44.25
	8	1279	ARCH INS GRP	12,260	9,357	8.80	10.92	3.34	47.59
	9	212	ZURICH INS GRP	10,420	10,188	308.37	310.74	2.84	50.43
	10	1285	XL AMER GRP	9,590	8,128	0.48	- 1.19	2.62	53.05
			STATE TOTAL	366,554	355,212	52.07	52.66	100.00	100.00
Maine	1	19	ASSURANT INC GRP	5,155	5,346	25.60	25.68	11.17	11.17
	2	3548	TRAVELERS GRP	3,134	2,858	27.27	28.15	6.79	17.96
	3	69	FARMERS INS GRP	3,062	2,808	67.59	68.17	6.64	24.60
	4	181	SWISS RE GRP	2,792	3,078	6.39	5.95	6.05	30.65
	5	408	AMERICAN NATL FIN GRP	2,731	2,693	103.96	104.21	5.92	36.57
	6	22	ANDOVER GRP	2,611	2,537	34.60	34.10	5.66	42.23
	7	65	FM GLOBAL GRP	2,495	2,106	0.97	0.11	5.41	47.64
	8	111	LIBERTY MUT GRP	2,287	2,286	16.19	33.65	4.96	52.59
	9	212	ZURICH INS GRP	1,821	2,039	3.32	3.32	3.95	56.54
	10	88	THE HANOVER INS GRP	1,593	1,517	22.55	23.02	3.45	59.99
			STATE TOTAL	46,141	45,679	29.73	30.99	100.00	100.00

PROPERTY AND CASUALTY INSURANCE INDUSTRY
MARKET SHARE REPORT - TOTAL PREMIUM
BY GROUP
01 - FIRE

May 15, 2014

STATE	Rank	Group/ Company Code	Group/ Company Name	Direct Premiums Written (000)	Direct Premiums Earned (000)	Direct Loss to EP Ratio	Direct Loss & DCC to EP Ratio	Market Share %	Cumulative Market Share %
Maryland	1	19	ASSURANT INC GRP	27,262	30,901	14.77	14.77	16.41	16.41
	2	3548	TRAVELERS GRP	17,420	16,138	29.57	30.70	10.48	26.89
	3	12	AMERICAN INTL GRP	16,832	19,068	74.01	74.84	10.13	37.02
	4	65	FM GLOBAL GRP	12,936	12,222	159.54	161.70	7.79	44.81
	5	212	ZURICH INS GRP	9,355	8,642	24.95	25.21	5.63	50.44
	6	111	LIBERTY MUT GRP	7,450	7,355	59.64	61.82	4.48	54.92
	7	200	UNITED SERV AUTOMOBILE ASSN GRP	6,621	6,317	16.81	17.87	3.98	58.91
	8	242	SELECTIVE INS GRP	5,443	5,056	25.96	26.90	3.28	62.18
	9	69	FARMERS INS GRP	4,990	4,365	26.15	26.58	3.00	65.19
	10	140	NATIONWIDE CORP GRP	4,529	4,466	21.68	22.23	2.73	67.91
			**STATE TOTAL **	166,148	166,052	24.80	24.91	100.00	100.00
Massachusetts	1	586	ARBELLA INS GRP	36,953	34,522	46.18	48.32	11.65	11.65
	2	12	AMERICAN INTL GRP	33,054	35,529	46.20	46.11	10.42	22.08
	3	65	FM GLOBAL GRP	31,719	32,282	2.12	3.17	10.00	32.08
	4	19	ASSURANT INC GRP	21,401	23,272	15.13	15.13	6.75	38.83
	5	411	MAPFRE INS GRP	17,057	16,133	30.80	32.30	5.38	44.21
	6	3548	TRAVELERS GRP	15,721	15,555	15.28	16.43	4.96	49.17
	7	22	ANDOVER GRP	15,351	15,112	42.33	42.77	4.84	54.01
	8	111	LIBERTY MUT GRP	13,928	14,181	23.84	24.35	4.39	58.40
	9	212	ZURICH INS GRP	11,389	11,306	55.60	56.89	3.59	61.99
	10	234	VERMONT MUT GRP	10,232	9,851	20.97	20.97	3.23	65.22
			**STATE TOTAL **	317,094	315,841	26.82	28.10	100.00	100.00
Michigan	1	280	AUTO OWNERS GRP	61,906	62,284	36.84	38.66	18.70	18.70
	2	12	AMERICAN INTL GRP	32,381	31,335	16.36	16.14	9.78	28.47
	3	69	FARMERS INS GRP	31,000	30,355	36.97	37.58	9.36	37.84
	4	19	ASSURANT INC GRP	21,960	26,154	22.36	22.36	6.63	44.47
	5	212	ZURICH INS GRP	13,270	8,280	39.66	40.84	4.01	48.48
	6	34029	MICHIGAN BASIC PROP INS ASSN	13,170	13,770	26.16	27.63	3.98	52.45
	7	65	FM GLOBAL GRP	13,081	12,476	33.96	34.55	3.95	56.40
	8	3548	TRAVELERS GRP	11,927	11,998	37.04	38.32	3.60	60.01
	9	111	LIBERTY MUT GRP	8,791	8,596	30.96	32.69	2.65	62.66
	10	361	MUNICH RE GRP	8,720	8,346	24.99	25.59	2.63	65.29
			**STATE TOTAL **	331,128	328,686	34.01	35.13	100.00	100.00
Minnesota	1	280	AUTO OWNERS GRP	14,393	14,483	30.62	30.58	7.62	7.62
	2	12	AMERICAN INTL GRP	13,793	13,728	21.86	22.89	7.31	14.93
	3	3548	TRAVELERS GRP	10,982	10,072	81.74	85.22	5.82	20.75
	4	65	FM GLOBAL GRP	10,427	10,393	10.60	10.70	5.52	26.27
	5	15350	WEST BEND MUT INS CO	10,328	9,538	53.27	54.39	5.47	31.74
	6	69	FARMERS INS GRP	9,339	8,269	54.18	54.67	4.95	36.69
	7	111	LIBERTY MUT GRP	8,834	8,595	145.63	150.86	4.68	41.37
	8	19	ASSURANT INC GRP	7,999	10,711	9.23	9.19	4.24	45.60
	9	11186	FAIRMONT FARMERS MUT INS CO	7,402	6,910	47.17	47.17	3.92	49.53
	10	698	NORTH STAR CO GRP	6,696	6,329	30.09	30.11	3.55	53.07
			**STATE TOTAL **	188,784	184,409	46.36	47.34	100.00	100.00
Mississippi	1	69	FARMERS INS GRP	13,539	11,905	78.05	78.54	9.50	9.50
	2	19	ASSURANT INC GRP	10,861	12,980	19.20	19.26	7.62	17.13
	3	483	SOUTHERN FARM BUREAU CAS GRP	10,678	10,286	53.73	53.24	7.49	24.62
	4	111	LIBERTY MUT GRP	8,093	7,977	114.22	129.15	5.68	30.30
	5	12	AMERICAN INTL GRP	6,284	6,579	0.29	0.99	4.41	34.71
	6	3548	TRAVELERS GRP	6,083	6,389	1.50	2.71	4.27	38.98
	7	1285	XL AMER GRP	5,426	4,204	17.70	19.98	3.81	42.79
	8	215	KEMPER CORP GRP	5,034	5,039	39.02	39.02	3.53	46.32
	9	65	FM GLOBAL GRP	4,980	4,981	88.43	180.47	3.49	49.82
	10	212	ZURICH INS GRP	4,913	4,798	13.58	13.89	3.45	53.26
			**STATE TOTAL **	142,481	141,113	82.55	88.02	100.00	100.00

PROPERTY AND CASUALTY INSURANCE INDUSTRY
MARKET SHARE REPORT - TOTAL PREMIUM
BY GROUP
01 - FIRE

May 15, 2014

STATE	Rank	Group/ Company Code	Group/ Company Name	Direct Premiums Written (000)	Direct Premiums Earned (000)	Direct Loss to EP Ratio	Direct Loss & DCC to EP Ratio	Market Share %	Cumulative Market Share %
Missouri	1	12	AMERICAN INTL GRP	29,548	29,684	31.18	31.95	14.38	14.38
	2	123	SHELTER INS GRP	15,258	14,206	58.64	59.86	7.42	21.80
	3	3548	TRAVELERS GRP	13,645	13,901	35.89	37.14	6.64	28.44
	4	65	FM GLOBAL GRP	13,601	13,470	- 3.52	- 3.90	6.62	35.06
	5	111	LIBERTY MUT GRP	12,802	12,502	60.04	60.74	6.23	41.29
	6	19	ASSURANT INC GRP	10,877	13,596	27.21	27.25	5.29	46.58
	7	69	FARMERS INS GRP	9,562	9,579	39.68	40.31	4.65	51.23
	8	361	MUNICH RE GRP	8,803	8,283	28.00	28.48	4.28	55.52
	9	3416	AXIS CAPITAL GRP	5,068	5,738	- 57.03	- 55.55	2.47	57.98
	10	31	BERKSHIRE HATHAWAY GRP	5,040	4,770	53.74	57.91	2.45	60.43
			**STATE TOTAL **	205,520	224,902	27.83	28.84	100.00	100.00
Montana	1	111	LIBERTY MUT GRP	2,868	2,830	17.06	17.27	9.79	9.79
	2	3548	TRAVELERS GRP	2,394	2,606	- 11.76	- 12.98	8.17	17.96
	3	19	ASSURANT INC GRP	2,101	2,030	29.16	29.49	7.17	25.14
	4	91	HARTFORD FIRE & CAS GRP	1,677	888	92.72	93.92	5.72	30.86
	5	65	FM GLOBAL GRP	1,595	1,704	5.96	5.96	5.44	36.30
	6	62	EMC INS CO GRP	1,583	1,532	4.45	4.38	5.40	41.71
	7	12	AMERICAN INTL GRP	1,498	1,589	- 10.20	- 10.82	5.11	46.82
	8	3416	AXIS CAPITAL GRP	1,089	734	0.45	0.47	3.72	50.54
	9	140	NATIONWIDE CORP GRP	1,062	1,008	10.46	10.76	3.62	54.16
	10	4683	MOUNTAIN WEST FARM GRP	1,024	1,117	141.87	143.85	3.50	57.66
			**STATE TOTAL **	29,295	28,348	18.75	20.47	100.00	100.00
Nebraska	1	13889	FARMERS MUT INS CO OF NE	4,542	4,274	31.95	32.09	8.22	8.22
	2	12	AMERICAN INTL GRP	3,852	4,959	12.66	11.93	6.97	15.18
	3	62	EMC INS CO GRP	3,016	2,835	62.62	62.63	5.46	20.64
	4	111	LIBERTY MUT GRP	3,006	2,784	35.08	35.76	5.44	26.08
	5	280	AUTO OWNERS GRP	2,764	2,762	60.46	62.66	5.00	31.08
	6	69	FARMERS INS GRP	2,539	2,213	62.59	63.36	4.59	35.67
	7	65	FM GLOBAL GRP	2,511	2,432	0.08	0.08	4.54	40.21
	8	3548	TRAVELERS GRP	2,497	2,370	- 17.17	- 21.24	4.52	44.73
	9	212	ZURICH INS GRP	2,415	2,227	14.30	14.39	4.37	49.10
	10	1285	XL AMER GRP	1,985	1,619	- 13.11	- 21.74	3.59	52.69
			**STATE TOTAL **	55,283	54,029	52.94	53.18	100.00	100.00
Nevada	1	19	ASSURANT INC GRP	11,009	12,798	9.67	9.67	11.50	11.50
	2	3548	TRAVELERS GRP	10,143	9,874	2.34	2.60	10.59	22.09
	3	212	ZURICH INS GRP	9,935	9,149	16.60	17.90	10.38	32.47
	4	65	FM GLOBAL GRP	9,389	9,425	15.78	15.98	9.81	42.27
	5	12	AMERICAN INTL GRP	6,794	11,698	- 0.55	- 0.22	7.10	49.37
	6	111	LIBERTY MUT GRP	6,302	6,161	9.38	10.02	6.58	55.95
	7	1278	CSAA INS GRP	4,383	4,303	45.39	46.45	4.58	60.53
	8	26905	CENTURY NATL INS CO	3,119	2,889	18.47	22.52	3.26	63.79
	9	1285	XL AMER GRP	2,311	2,251	- 1.96	- 2.14	2.41	66.20
	10	501	ALLEGHANY GRP	2,157	2,075	5.82	5.80	2.25	68.45
			**STATE TOTAL **	95,747	98,966	16.35	17.05	100.00	100.00
New Hampshire	1	19	ASSURANT INC GRP	3,357	3,726	13.88	13.98	8.91	8.91
	2	111	LIBERTY MUT GRP	2,571	2,589	- 59.17	- 60.18	6.82	15.74
	3	65	FM GLOBAL GRP	2,490	2,402	0.68	0.59	6.61	22.34
	4	22	ANDOVER GRP	2,308	2,228	19.80	22.57	6.13	28.47
	5	69	FARMERS INS GRP	2,203	2,234	24.50	24.77	5.85	34.32
	6	408	AMERICAN NATL FIN GRP	2,091	1,986	41.76	42.70	5.55	39.87
	7	12	AMERICAN INTL GRP	1,929	1,781	0.18	0.15	5.12	44.99
	8	3548	TRAVELERS GRP	1,600	1,681	155.84	159.68	4.25	49.23
	9	234	VERMONT MUT GRP	1,541	1,499	45.23	45.23	4.09	53.32
	10	212	ZURICH INS GRP	1,364	1,415	21.26	21.57	3.62	56.94
			**STATE TOTAL **	37,678	37,814	19.80	20.37	100.00	100.00

PROPERTY AND CASUALTY INSURANCE INDUSTRY
MARKET SHARE REPORT - TOTAL PREMIUM
BY GROUP
01 - FIRE

May 15, 2014

STATE	Rank	Group/ Company Code	Group/ Company Name	Direct Premiums Written (000)	Direct Premiums Earned (000)	Direct Loss to EP Ratio	Direct Loss & DCC to EP Ratio	Market Share %	Cumulative Market Share %
New Jersey	1	19	ASSURANT INC GRP	90,907	85,564	14.57	14.54	22.30	22.30
	2	12	AMERICAN INTL GRP	41,084	40,702	39.32	39.66	10.08	32.39
	3	212	ZURICH INS GRP	19,292	17,575	34.21	35.73	4.73	37.12
	4	3548	TRAVELERS GRP	18,208	18,148	39.11	40.79	4.47	41.59
	5	308	PHILADELPHIA CONTRIBUTIONSHIP GRP	16,538	16,417	60.61	62.33	4.06	45.64
	6	242	SELECTIVE INS GRP	16,176	15,533	21.49	21.23	3.97	49.61
	7	65	FM GLOBAL GRP	14,164	14,841	- 40.40	- 41.74	3.48	53.09
	8	111	LIBERTY MUT GRP	12,870	12,405	1465.00	1478.53	3.16	56.25
	9	762	FRANKLIN MUT GRP	12,150	11,943	18.09	18.09	2.98	59.23
	10	361	MUNICH RE GRP	9,903	9,287	26.94	29.76	2.43	61.66
			**STATE TOTAL **	407,562	389,504	73.19	75.22	100.00	100.00
New Mexico	1	12	AMERICAN INTL GRP	8,400	8,474	22.91	23.14	17.50	17.50
	2	19	ASSURANT INC GRP	7,097	6,552	22.35	22.39	14.79	32.29
	3	111	LIBERTY MUT GRP	3,553	3,458	6.69	7.59	7.40	39.69
	4	65	FM GLOBAL GRP	3,199	2,356	35.88	36.17	6.67	46.35
	5	3548	TRAVELERS GRP	3,153	2,822	- 0.24	- 0.87	6.57	52.92
	6	69	FARMERS INS GRP	2,379	2,442	76.82	77.13	4.96	57.88
	7	200	UNITED SERV AUTOMOBILE ASSN GRP	1,786	1,688	41.42	41.71	3.72	61.60
	8	212	ZURICH INS GRP	1,678	1,889	26.09	24.47	3.50	65.09
	9	3416	AXIS CAPITAL GRP	1,652	1,388	16.52	16.75	3.44	68.54
	10	361	MUNICH RE GRP	1,551	1,502	39.57	39.42	3.23	71.77
			**STATE TOTAL **	48,000	45,713	41.85	42.56	100.00	100.00
New York	1	12	AMERICAN INTL GRP	132,262	137,633	30.06	29.36	16.29	16.29
	2	19	ASSURANT INC GRP	112,388	107,057	13.27	13.24	13.84	30.12
	3	3548	TRAVELERS GRP	61,466	58,467	43.31	45.03	7.57	37.69
	4	65	FM GLOBAL GRP	53,906	57,033	12.33	13.28	6.64	44.33
	5	111	LIBERTY MUT GRP	27,186	26,199	3.20	5.27	3.35	47.68
	6	212	ZURICH INS GRP	25,401	23,020	- 62.00	- 59.51	3.13	50.81
	7	761	ALLIANZ INS GRP	24,687	23,488	18.03	- 27.41	3.04	53.85
	8	1285	XL AMER GRP	17,247	16,612	-246.82	-255.55	2.12	55.97
	9	796	QBE INS GRP	17,218	15,195	10.61	- 7.72	2.12	58.09
	10	3703	TOWER GRP	16,973	18,175	89.29	96.64	2.09	60.18
			**STATE TOTAL **	812,122	790,178	22.54	22.66	100.00	100.00
North Carolina	1	19	ASSURANT INC GRP	27,008	32,080	17.31	17.33	9.29	9.29
	2	280	AUTO OWNERS GRP	25,818	26,287	28.16	29.16	8.88	18.17
	3	12	AMERICAN INTL GRP	22,653	19,995	15.57	15.56	7.79	25.96
	4	324	NORTH CAROLINA FARM BUREAU GRP	20,579	21,898	31.50	31.68	7.08	33.04
	5	65	FM GLOBAL GRP	18,114	17,585	170.52	175.83	6.23	39.27
	6	212	ZURICH INS GRP	14,694	14,067	118.45	121.75	5.05	44.32
	7	3548	TRAVELERS GRP	14,023	12,913	- 10.16	- 10.60	4.82	49.14
	8	111	LIBERTY MUT GRP	12,465	12,259	66.06	67.79	4.29	53.43
	9	200	UNITED SERV AUTOMOBILE ASSN GRP	10,204	9,485	34.36	34.57	3.51	56.94
	10	140	NATIONWIDE CORP GRP	8,819	8,989	34.59	35.73	3.03	59.97
			**STATE TOTAL **	290,754	289,804	50.32	51.38	100.00	100.00
North Dakota	1	11101	HARTLAND MUT INS CO	3,095	3,027	44.60	44.60	10.10	10.10
	2	65	FM GLOBAL GRP	2,961	2,691	-284.61	-296.24	9.66	19.76
	3	3548	TRAVELERS GRP	2,063	1,638	6.11	6.47	6.73	26.48
	4	12	AMERICAN INTL GRP	1,678	1,950	- 2.44	- 2.55	5.47	31.96
	5	698	NORTH STAR CO GRP	1,437	1,369	19.62	19.63	4.69	36.64
	6	62	EMC INS CO GRP	1,327	1,265	74.41	74.37	4.33	40.97
	7	280	AUTO OWNERS GRP	1,293	1,263	36.23	39.03	4.22	45.19
	8	218	CNA INS GRP	1,156	1,095	93.73	100.48	3.77	48.96
	9	14184	ACUITY A MUT INS CO	1,104	818	27.77	29.26	3.60	52.56
	10	3239	ALLIED WORLD ASSUR HOLDING GRP	957	996	1.89	2.10	3.12	55.69
			**STATE TOTAL **	30,656	28,855	- 6.02	- 6.31	100.00	100.00

PROPERTY AND CASUALTY INSURANCE INDUSTRY
MARKET SHARE REPORT - TOTAL PREMIUM
BY GROUP
01 - FIRE

May 15, 2014

STATE	Rank	Group/ Company Code	Group/ Company Name	Direct Premiums Written (000)	Direct Premiums Earned (000)	Direct Loss to EP Ratio	Direct Loss & DCC to EP Ratio	Market Share %	Cumulative Market Share %
Ohio	1	19	ASSURANT INC GRP	55,707	63,706	10.68	10.68	13.41	13.41
	2	12	AMERICAN INTL GRP	41,537	42,191	214.65	216.08	10.00	23.41
	3	65	FM GLOBAL GRP	22,152	20,534	34.33	34.16	5.33	28.74
	4	280	AUTO OWNERS GRP	21,738	21,517	36.60	38.58	5.23	33.98
	5	212	ZURICH INS GRP	21,101	19,783	22.58	23.14	5.08	39.06
	6	69	FARMERS INS GRP	20,759	18,127	44.27	45.48	5.00	44.06
	7	244	CINCINNATI FIN GRP	19,617	18,734	25.26	25.87	4.72	48.78
	8	963	OHIO MUT GRP	17,604	17,321	49.01	49.87	4.24	53.02
	9	3548	TRAVELERS GRP	15,216	15,771	3.32	3.53	3.66	56.68
	10	361	MUNICH RE GRP	12,913	13,185	38.55	39.73	3.11	59.79
			**STATE TOTAL **	415,373	411,546	49.15	49.98	100.00	100.00
Oklahoma	1	12	AMERICAN INTL GRP	14,877	14,771	30.70	30.76	8.30	8.30
	2	3548	TRAVELERS GRP	14,580	14,308	25.06	25.65	8.13	16.43
	3	111	LIBERTY MUT GRP	10,885	10,724	151.53	155.03	6.07	22.50
	4	19	ASSURANT INC GRP	10,484	12,313	23.91	23.98	5.85	28.34
	5	212	ZURICH INS GRP	9,725	8,987	17.59	19.33	5.42	33.77
	6	123	SHELTER INS GRP	8,178	7,944	59.03	60.38	4.56	38.33
	7	69	FARMERS INS GRP	8,099	6,776	138.94	139.74	4.52	42.84
	8	361	MUNICH RE GRP	8,093	8,497	37.37	37.50	4.51	47.36
	9	31	BERKSHIRE HATHAWAY GRP	5,915	5,307	112.65	119.22	3.30	50.65
	10	501	ALLEGHANY GRP	4,919	3,863	20.92	21.30	2.74	53.40
			**STATE TOTAL **	179,327	172,757	86.61	88.47	100.00	100.00
Oregon	1	111	LIBERTY MUT GRP	12,040	11,464	37.19	37.94	12.76	12.76
	2	19	ASSURANT INC GRP	10,992	12,183	15.95	15.95	11.65	24.41
	3	12	AMERICAN INTL GRP	9,814	12,269	- 4.36	- 6.74	10.40	34.81
	4	65	FM GLOBAL GRP	8,037	9,278	23.80	23.81	8.52	43.33
	5	23108	LUMBERMENS UNDERWRITING ALLIANCE	5,219	5,070	- 2.13	- 2.49	5.53	48.86
	6	3548	TRAVELERS GRP	4,794	4,617	0.90	2.12	5.08	53.94
	7	212	ZURICH INS GRP	4,014	3,896	22.25	22.64	4.25	58.20
	8	69	FARMERS INS GRP	2,789	2,527	42.47	42.84	2.96	61.15
	9	501	ALLEGHANY GRP	2,754	2,537	- 9.96	- 11.00	2.92	64.07
	10	200	UNITED SERV AUTOMOBILE ASSN GRP	2,288	2,213	23.11	22.90	2.43	66.50
			**STATE TOTAL **	94,349	96,411	32.93	32.91	100.00	100.00
Pennsylvania	1	19	ASSURANT INC GRP	33,337	38,216	21.92	21.92	7.50	7.50
	2	12	AMERICAN INTL GRP	29,587	30,843	- 3.80	- 4.68	6.66	14.16
	3	69	FARMERS INS GRP	27,029	24,093	41.49	42.18	6.08	20.25
	4	3548	TRAVELERS GRP	26,765	26,954	41.03	42.16	6.02	26.27
	5	65	FM GLOBAL GRP	26,516	26,956	117.95	120.98	5.97	32.24
	6	111	LIBERTY MUT GRP	18,872	18,427	- 4.25	- 5.31	4.25	36.49
	7	212	ZURICH INS GRP	17,687	17,177	25.05	27.30	3.98	40.47
	8	271	PENNSYLVANIA NATL INS GRP	15,913	15,022	35.23	35.35	3.58	44.05
	9	213	ERIE INS GRP	15,444	15,548	56.98	59.28	3.48	47.53
	10	1285	XL AMER GRP	14,091	13,283	10.79	12.65	3.17	50.70
			**STATE TOTAL **	444,269	438,230	32.80	33.73	100.00	100.00
Rhode Island	1	19	ASSURANT INC GRP	6,418	5,721	40.43	40.45	13.08	13.08
	2	65	FM GLOBAL GRP	3,310	3,150	4.38	4.40	6.74	19.82
	3	586	ARBELLA INS GRP	3,135	2,811	34.56	35.06	6.39	26.21
	4	12	AMERICAN INTL GRP	2,972	3,370	137.20	142.18	6.05	32.26
	5	22	ANDOVER GRP	2,961	2,863	21.94	22.12	6.03	38.29
	6	361	MUNICH RE GRP	2,507	2,543	20.94	21.06	5.11	43.40
	7	111	LIBERTY MUT GRP	2,486	2,466	- 25.55	- 26.74	5.07	48.47
	8	501	ALLEGHANY GRP	1,885	1,734	- 2.42	- 2.51	3.84	52.31
	9	242	SELECTIVE INS GRP	1,688	1,622	5.97	6.12	3.44	55.75
	10	3548	TRAVELERS GRP	1,677	2,106	27.71	29.39	3.42	59.16
			**STATE TOTAL **	49,085	48,482	43.64	44.67	100.00	100.00

PROPERTY AND CASUALTY INSURANCE INDUSTRY
MARKET SHARE REPORT - TOTAL PREMIUM
BY GROUP
01 - FIRE

May 15, 2014

STATE	Rank	Group/ Company Code	Group/ Company Name	Direct Premiums Written (000)	Direct Premiums Earned (000)	Direct Loss to EP Ratio	Direct Loss & DCC to EP Ratio	Market Share %	Cumulative Market Share %
South Carolina	1	12	AMERICAN INTL GRP	23,564	21,581	7.05	6.90	11.29	11.29
	2	19	ASSURANT INC GRP	20,647	19,826	16.15	16.19	9.89	21.19
	3	280	AUTO OWNERS GRP	15,107	14,760	44.39	44.85	7.24	28.43
	4	111	LIBERTY MUT GRP	9,026	9,066	- 15.70	- 6.13	4.33	32.75
	5	3548	TRAVELERS GRP	8,960	8,765	9.26	9.36	4.29	37.05
	6	65	FM GLOBAL GRP	8,745	8,020	64.36	62.79	4.19	41.24
	7	212	ZURICH INS GRP	8,198	8,009	144.20	144.70	3.93	45.17
	8	69	FARMERS INS GRP	7,777	7,912	47.39	47.82	3.73	48.89
	9	361	MUNICH RE GRP	6,808	6,539	21.07	20.97	3.26	52.16
	10	140	NATIONWIDE CORP GRP	6,685	6,228	22.34	22.80	3.20	55.36
			**STATE TOTAL **	208,668	200,016	27.24	28.20	100.00	100.00
South Dakota	1	248	UNITED FIRE & CAS GRP	2,109	2,046	53.73	56.16	8.65	8.65
	2	12	AMERICAN INTL GRP	1,888	2,129	21.98	19.74	7.75	16.40
	3	280	AUTO OWNERS GRP	1,712	1,588	52.93	50.99	7.02	23.42
	4	698	NORTH STAR CO GRP	1,614	1,546	36.08	36.20	6.62	30.05
	5	14184	ACUITY A MUT INS CO	1,302	1,168	12.85	12.21	5.34	35.39
	6	62	EMC INS CO GRP	1,219	1,155	9.61	9.61	5.00	40.39
	7	65	FM GLOBAL GRP	1,215	1,243	19.30	19.93	4.99	45.38
	8	91	HARTFORD FIRE & CAS GRP	1,039	698	101.92	105.64	4.26	49.64
	9	3548	TRAVELERS GRP	971	887	- 12.39	- 12.50	3.98	53.62
	10	212	ZURICH INS GRP	697	691	29.21	31.03	2.86	56.48
			**STATE TOTAL **	24,374	23,331	34.22	34.65	100.00	100.00
Tennessee	1	694	TENNESSEE FARMERS GRP	53,590	53,566	29.34	29.78	19.84	19.84
	2	12	AMERICAN INTL GRP	23,121	23,764	- 7.45	- 8.26	8.56	28.40
	3	19	ASSURANT INC GRP	18,682	21,223	29.37	29.39	6.92	35.31
	4	3548	TRAVELERS GRP	18,003	17,720	6.49	7.27	6.66	41.98
	5	65	FM GLOBAL GRP	14,294	14,302	28.90	29.18	5.29	47.27
	6	111	LIBERTY MUT GRP	12,837	12,990	42.28	42.63	4.75	52.02
	7	280	AUTO OWNERS GRP	11,726	11,467	42.44	43.42	4.34	56.36
	8	212	ZURICH INS GRP	7,467	7,421	285.03	292.30	2.76	59.13
	9	361	MUNICH RE GRP	6,244	6,359	31.80	33.52	2.31	61.44
	10	3416	AXIS CAPITAL GRP	6,080	5,973	- 10.60	- 8.85	2.25	63.69
			**STATE TOTAL **	270,138	268,227	38.52	39.07	100.00	100.00
Texas	1	171	GERMANIA INS GRP	247,140	236,796	74.69	75.57	14.75	14.75
	2	12	AMERICAN INTL GRP	141,241	147,429	- 0.46	- 0.54	8.43	23.19
	3	147	HOCHHEIM PRAIRIE GRP	129,687	125,404	98.75	106.40	7.74	30.93
	4	19	ASSURANT INC GRP	109,657	113,264	9.41	9.36	6.55	37.48
	5	65	FM GLOBAL GRP	86,272	90,975	2.97	3.30	5.15	42.63
	6	1342	FARMERS MUT PROTECTION ASSN GRP	70,669	69,820	103.48	104.59	4.22	46.85
	7	111	LIBERTY MUT GRP	68,935	66,532	50.43	51.53	4.12	50.96
	8	3497	MIRAGE INTERESTS GRP	65,051	63,121	30.50	30.87	3.88	54.85
	9	3548	TRAVELERS GRP	53,677	52,618	46.15	47.36	3.20	58.05
	10	212	ZURICH INS GRP	50,062	46,938	51.20	52.24	2.99	61.04
			**STATE TOTAL **	1,674,988	1,642,517	41.85	43.30	100.00	100.00
Utah	1	19	ASSURANT INC GRP	21,610	22,320	9.81	9.81	27.19	27.19
	2	12	AMERICAN INTL GRP	12,483	12,237	9.35	9.62	15.70	42.89
	3	65	FM GLOBAL GRP	6,214	6,209	30.01	29.91	7.82	50.71
	4	3548	TRAVELERS GRP	4,213	4,176	- 3.51	- 3.18	5.30	56.01
	5	111	LIBERTY MUT GRP	3,904	3,732	41.81	45.27	4.91	60.92
	6	280	AUTO OWNERS GRP	3,679	3,612	31.96	32.41	4.63	65.55
	7	323	CIVIL SERV EMPLOYEE GRP	2,858	2,678	31.13	31.11	3.60	69.14
	8	212	ZURICH INS GRP	2,736	2,555	5.96	6.01	3.44	72.58
	9	1285	XL AMER GRP	1,593	1,599	- 1.23	- 1.30	2.00	74.59
	10	13471	BEAR RIVER MUT INS CO	1,517	1,446	73.16	74.04	1.91	76.50
			**STATE TOTAL **	79,492	79,253	17.48	18.17	100.00	100.00

PROPERTY AND CASUALTY INSURANCE INDUSTRY
MARKET SHARE REPORT - TOTAL PREMIUM
BY GROUP
01 - FIRE

May 15, 2014

STATE	Rank	Group/ Company Code	Group/ Company Name	Direct Premiums Written (000)	Direct Premiums Earned (000)	Direct Loss to EP Ratio	Direct Loss & DCC to EP Ratio	Market Share %	Cumulative Market Share %
Vermont	1	18686	CO OPERATIVE INS CO	1,989	1,957	31.23	31.74	8.18	8.18
	2	408	AMERICAN NATL FIN GRP	1,884	1,868	- 0.07	- 0.17	7.75	15.92
	3	65	FM GLOBAL GRP	1,873	1,642	11.44	15.53	7.70	23.62
	4	19	ASSURANT INC GRP	1,865	1,925	13.38	13.40	7.66	31.29
	5	234	VERMONT MUT GRP	1,375	1,466	17.26	17.26	5.65	36.94
	6	3548	TRAVELERS GRP	1,338	1,296	28.21	28.36	5.50	42.44
	7	984	HCC INS HOLDINGS GRP	1,294	1,136	- 9.57	- 9.57	5.32	47.76
	8	111	LIBERTY MUT GRP	1,237	1,167	- 7.23	- 12.31	5.08	52.84
	9	12	AMERICAN INTL GRP	1,166	1,696	48.55	48.44	4.79	57.64
	10	501	ALLEGHANY GRP	959	971	- 1.54	- 1.59	3.94	61.58
			STATE TOTAL	24,327	24,009	38.70	39.43	100.00	100.00
Virginia	1	12	AMERICAN INTL GRP	27,818	27,850	12.77	12.82	12.22	12.22
	2	3548	TRAVELERS GRP	24,230	23,984	- 44.33	- 43.82	10.65	22.87
	3	19	ASSURANT INC GRP	24,107	23,558	9.07	9.07	10.59	33.46
	4	200	UNITED SERV AUTOMOBILE ASSN GRP	16,841	16,209	25.26	26.71	7.40	40.86
	5	65	FM GLOBAL GRP	13,547	13,085	5.91	5.58	5.95	46.81
	6	212	ZURICH INS GRP	10,896	9,901	11.80	12.04	4.79	51.60
	7	111	LIBERTY MUT GRP	10,372	9,759	11.04	11.65	4.56	56.15
	8	242	SELECTIVE INS GRP	7,772	7,453	22.27	23.00	3.41	59.57
	9	140	NATIONWIDE CORP GRP	7,249	7,084	38.69	40.31	3.18	62.75
	10	361	MUNICH RE GRP	5,021	4,798	35.86	36.17	2.21	64.96
			STATE TOTAL	227,611	222,089	13.91	14.56	100.00	100.00
Washington	1	12	AMERICAN INTL GRP	43,433	45,827	- 0.78	1.36	19.31	19.31
	2	19	ASSURANT INC GRP	24,302	25,735	17.10	17.11	10.81	30.12
	3	111	LIBERTY MUT GRP	23,474	23,309	37.30	43.09	10.44	40.56
	4	65	FM GLOBAL GRP	18,753	18,203	12.77	12.67	8.34	48.90
	5	3548	TRAVELERS GRP	9,708	9,683	22.70	24.09	4.32	53.21
	6	212	ZURICH INS GRP	8,589	8,287	11.06	15.52	3.82	57.03
	7	24341	PEMCO MUT INS CO	7,505	7,392	48.76	49.03	3.34	60.37
	8	69	FARMERS INS GRP	6,651	6,233	27.18	27.61	2.96	63.33
	9	200	UNITED SERV AUTOMOBILE ASSN GRP	6,597	6,314	27.43	27.82	2.93	66.26
	10	361	MUNICH RE GRP	6,372	5,950	28.46	29.08	2.83	69.10
			STATE TOTAL	224,884	224,426	16.17	18.19	100.00	100.00
West Virginia	1	408	AMERICAN NATL FIN GRP	4,240	4,132	55.69	55.81	6.54	6.54
	2	212	ZURICH INS GRP	3,996	3,921	15.82	16.10	6.17	12.71
	3	3548	TRAVELERS GRP	3,672	3,853	45.53	48.26	5.67	18.38
	4	4339	FARMERS & MECHANICS MUT GRP	3,395	3,371	44.49	45.01	5.24	23.61
	5	11003	WVA INS CO	3,379	3,384	51.02	50.99	5.21	28.83
	6	361	MUNICH RE GRP	3,043	3,059	45.57	45.71	4.70	33.52
	7	175	STATE AUTO MUT GRP	2,989	2,946	36.89	39.02	4.61	38.14
	8	33499	DORINCO REINS CO	2,826	2,818	0.00	0.00	4.36	42.50
	9	19	ASSURANT INC GRP	2,305	2,709	14.83	14.85	3.56	46.06
	10	140	NATIONWIDE CORP GRP	2,253	2,247	66.77	67.78	3.48	49.53
			STATE TOTAL	64,803	66,117	40.17	40.64	100.00	100.00
Wisconsin	1	15350	WEST BEND MUT INS CO	21,533	20,737	40.23	40.90	12.91	12.91
	2	12	AMERICAN INTL GRP	15,778	13,714	55.77	57.62	9.46	22.37
	3	280	AUTO OWNERS GRP	11,936	11,471	46.01	48.79	7.15	29.52
	4	65	FM GLOBAL GRP	11,876	11,945	52.39	52.81	7.12	36.64
	5	3548	TRAVELERS GRP	8,248	8,069	49.72	51.74	4.94	41.58
	6	19	ASSURANT INC GRP	7,971	9,742	10.55	10.55	4.78	46.36
	7	212	ZURICH INS GRP	7,720	7,441	32.27	32.80	4.63	50.99
	8	14184	ACUITY A MUT INS CO	6,526	6,251	44.42	44.41	3.91	54.90
	9	111	LIBERTY MUT GRP	6,520	6,550	63.68	33.36	3.91	58.81
	10	69	FARMERS INS GRP	6,144	6,037	37.65	37.99	3.68	62.49
			STATE TOTAL	166,821	162,276	41.32	41.09	100.00	100.00

PROPERTY AND CASUALTY INSURANCE INDUSTRY
MARKET SHARE REPORT - TOTAL PREMIUM
BY GROUP
01 - FIRE

May 15, 2014

STATE	Rank	Group/ Company Code	Group/ Company Name	Direct Premiums Written (000)	Direct Premiums Earned (000)	Direct Loss to EP Ratio	Direct Loss & DCC to EP Ratio	Market Share %	Cumulative Market Share %
Wyoming	1	12	AMERICAN INTL GRP	7,171	7,328	- 30.41	- 31.89	26.86	26.86
	2	212	ZURICH INS GRP	3,664	4,098	36.90	37.19	13.72	40.57
	3	4683	MOUNTAIN WEST FARM GRP	1,654	1,718	133.47	134.68	6.19	46.77
	4	65	FM GLOBAL GRP	1,594	1,508	0.00	0.00	5.97	52.74
	5	111	LIBERTY MUT GRP	1,083	2,034	150.13	155.12	4.06	56.79
	6	3548	TRAVELERS GRP	945	1,016	64.16	67.14	3.54	60.33
	7	1285	XL AMER GRP	778	824	- 1.09	- 0.54	2.91	63.25
	8	140	NATIONWIDE CORP GRP	778	780	113.26	113.36	2.91	66.16
	9	19	ASSURANT INC GRP	731	789	2.29	2.34	2.74	68.90
	10	69	FARMERS INS GRP	683	596	57.78	58.29	2.56	71.45
			STATE TOTAL	26,704	28,523	19.12	19.94	100.00	100.00
American Samoa	1	1285	XL AMER GRP	52	12	0.61	0.64	100.00	100.00
	2	65	FM GLOBAL GRP	0	0	0.00	0.00	0.00	100.00
			STATE TOTAL	52	81	- 21.55	- 23.61	100.00	100.00
Guam	1	4672	DONGBU INS GRP	11,898	11,785	- 6.76	- 7.07	71.30	71.30
	2	4715	MS & AD INS GRP	1,363	1,350	26.74	26.74	8.17	79.46
	3	13597	CHUNG KUO INS CO LTD	1,235	1,275	11.74	13.49	7.40	86.87
	4	12633	CENTURY INS CO GU LTD	847	815	14.22	14.65	5.08	91.94
	5	13635	NIPPONKOA INS CO LTD	646	590	0.00	0.00	3.87	95.82
	6	10972	FIRST NET INS CO	424	399	23.67	26.58	2.54	98.36
	7	626	ACE LTD GRP	262	258	0.06	- 0.07	1.57	99.92
	8	3098	TOKIO MARINE HOLDINGS INC GRP	149	134	1175.54	1215.34	0.89	100.00
	9	18380	PACIFIC IND INS CO	142	160	1.56	1.85	0.85	100.00
	10	31658	ISLAND HOME INS CO	39	39	9.34	9.34	0.23	100.00
			STATE TOTAL	16,689	17,089	9.04	9.35	100.00	100.00
Puerto Rico	1	3526	COOPERATIVA DE SEGUROS MULTIPLES GRP	9,813	10,349	6.75	8.33	18.28	18.28
	2	626	ACE LTD GRP	8,558	10,248	- 1.56	- 1.11	15.94	34.21
	3	411	MAPFRE INS GRP	7,894	7,602	9.62	9.94	14.70	48.91
	4	26778	INTEGRAND ASSUR CO	4,873	4,517	4.54	4.95	9.07	57.99
	5	65	FM GLOBAL GRP	4,100	3,401	41.28	42.63	7.63	65.62
	6	12	AMERICAN INTL GRP	3,818	3,862	7.18	12.38	7.11	72.73
	7	71	UNIVERSAL INS CO GRP	2,045	2,327	11.29	10.21	3.81	76.54
	8	212	ZURICH INS GRP	1,879	1,738	22.13	22.72	3.50	80.04
	9	4802	TRIPLE S GRP	1,729	2,017	18.90	20.73	3.22	83.26
	10	19	ASSURANT INC GRP	1,447	1,570	28.57	28.57	2.69	85.96
			STATE TOTAL	53,697	54,601	10.14	11.40	100.00	100.00
U.S. Virgin Islands	1	411	MAPFRE INS GRP	678	679	0.00	0.00	17.70	17.70
	2	4706	LOCKHART CO GRP	608	610	- 0.78	1.44	15.85	33.55
	3	3526	COOPERATIVA DE SEGUROS MULTIPLES GRP	513	508	- 0.01	- 0.01	13.38	46.93
	4	1279	ARCH INS GRP	433	113	- 7.66	- 8.06	11.30	58.23
	5	181	SWISS RE GRP	404	184	- 0.79	- 0.87	10.55	68.78
	6	19	ASSURANT INC GRP	311	349	0.35	0.35	8.11	76.88
	7	626	ACE LTD GRP	271	270	374.23	374.69	7.08	83.97
	8	501	ALLEGHANY GRP	139	167	- 0.28	- 0.29	3.64	87.60
	9	161	TOPA EQUITIES LTD GRP	94	109	-148.24	-153.17	2.46	90.06
	10	212	ZURICH INS GRP	77	93	42.10	42.10	2.01	92.07
			STATE TOTAL	3,833	3,531	96.29	96.91	100.00	100.00

PROPERTY AND CASUALTY INSURANCE INDUSTRY
MARKET SHARE REPORT - TOTAL PREMIUM
BY GROUP
01 - FIRE

May 15, 2014

STATE	Rank	Group/ Company Code	Group/ Company Name	Direct Premiums Written (000)	Direct Premiums Earned (000)	Direct Loss to EP Ratio	Direct Loss & DCC to EP Ratio	Market Share %	Cumulative Market Share %
Northern Mariana Islands	1	4672	DONGBU INS GRP	421	414	- 59.32	- 74.69	67.43	67.43
	2	3098	TOKIO MARINE HOLDINGS INC GRP	161	162	0.00	0.00	25.79	93.22
	3	10972	FIRST NET INS CO	36	34	6.89	7.17	5.75	98.98
	4	18380	PACIFIC IND INS CO	6	7	0.00	0.00	0.98	99.96
	5	31658	ISLAND HOME INS CO	0	0	10.07	10.07	0.02	99.99
	6	65	FM GLOBAL GRP	0	0	0.00	0.00	0.01	100.00
			STATE TOTAL	624	617	- 39.36	- 49.65	100.00	100.00
Canada	1	65	FM GLOBAL GRP	81,222	84,644	33.85	33.90	33.14	33.14
	2	761	ALLIANZ INS GRP	70,168	69,012	128.79	129.65	28.63	61.77
	3	3548	TRAVELERS GRP	41,648	44,579	114.57	114.31	16.99	78.76
	4	181	SWISS RE GRP	39,196	41,874	- 18.86	- 21.58	15.99	94.75
	5	3416	AXIS CAPITAL GRP	9,760	9,560	3.89	4.19	3.98	98.74
	6	111	LIBERTY MUT GRP	5,664	5,498	- 51.78	- 64.63	2.31	100.00
	7	33499	DORINCO REINS CO	4,994	5,211	0.00	0.00	2.04	100.00
	8	1285	XL AMER GRP	1,112	972	128.38	135.12	0.45	100.00
	9	212	ZURICH INS GRP	673	614	3.85	3.85	0.27	100.00
	10	3098	TOKIO MARINE HOLDINGS INC GRP	425	272	70.53	75.41	0.17	100.00
			STATE TOTAL	245,091	263,524	58.15	57.69	100.00	100.00
Aggregate Other Alien	1	626	ACE LTD GRP	73,631	73,666	60.37	60.41	3,649.56	100.00
	2	33499	DORINCO REINS CO	19,258	20,702	0.00	0.00	954.51	100.00
	3	212	ZURICH INS GRP	18,401	17,984	- 7.99	- 8.33	912.08	100.00
	4	65	FM GLOBAL GRP	10,523	9,502	73.22	74.43	521.60	100.00
	5	3548	TRAVELERS GRP	4,810	4,831	27.13	29.19	238.40	100.00
	6	181	SWISS RE GRP	4,692	4,749	- 69.37	- 76.08	232.54	100.00
	7	1285	XL AMER GRP	4,574	4,775	- 31.21	- 33.67	226.72	100.00
	8	3416	AXIS CAPITAL GRP	2,687	3,340	- 12.36	- 12.28	133.19	100.00
	9	218	CNA INS GRP	2,564	2,403	28.36	27.17	127.09	100.00
	10	111	LIBERTY MUT GRP	2,556	1,156	76.95	38.31	126.69	100.00
			STATE TOTAL	2,018	210,214	110.64	110.32	100.00	100.00

02.1—Allied Lines

PROPERTY AND CASUALTY INSURANCE INDUSTRY
MARKET SHARE REPORT - TOTAL PREMIUM
BY GROUP
02.1 - ALLIED LINES

May 15, 2014

STATE	Rank	Group/ Company Code	Group/ Company Name	Direct Premiums Written (000)	Direct Premiums Earned (000)	Direct Loss to EP Ratio	Direct Loss & DCC to EP Ratio	Market Share %	Cumulative Market Share %
Countrywide	1	10064	CITIZENS PROP INS CORP	1,356,911	1,373,049	8.37	11.33	10.01	10.01
	2	65	FM GLOBAL GRP	1,197,849	1,176,367	45.67	46.16	8.84	18.85
	3	12	AMERICAN INTL GRP	802,104	863,735	50.69	52.02	5.92	24.77
	4	19	ASSURANT INC GRP	723,142	630,475	64.02	64.05	5.34	30.11
	5	212	ZURICH INS GRP	626,138	596,049	35.46	38.40	4.62	34.73
	6	3548	TRAVELERS GRP	601,618	586,593	25.03	26.92	4.44	39.17
	7	4766	TFP & TWI GRP	503,306	483,974	8.75	3.31	3.71	42.89
	8	796	QBE INS GRP	443,804	441,246	20.87	20.45	3.28	46.16
	9	626	ACE LTD GRP	413,182	400,636	20.84	22.71	3.05	49.21
	10	111	LIBERTY MUT GRP	372,578	356,965	48.37	50.06	2.75	51.96
	11	140	NATIONWIDE CORP GRP	308,382	286,755	52.87	55.09	2.28	54.24
	12	501	ALLEGHANY GRP	286,383	279,635	69.04	70.62	2.11	56.35
	13	200	UNITED SERV AUTOMOBILE ASSN GRP	281,216	266,143	58.26	59.00	2.08	58.43
	14	69	FARMERS INS GRP	272,259	219,595	46.40	47.76	2.01	60.44
	15	181	SWISS RE GRP	271,148	236,981	52.21	51.90	2.00	62.44
	16	361	MUNICH RE GRP	203,929	197,088	51.48	52.34	1.51	63.94
	17	471	WELLS FARGO GRP	183,376	183,376	72.82	72.82	1.35	65.30
	18	3416	AXIS CAPITAL GRP	145,492	135,251	60.59	61.95	1.07	66.37
	19	569	FARMERS MUT HAIL INS GRP	145,131	147,551	46.17	46.22	1.07	67.44
	20	785	MARKEL CORP GRP	128,202	130,335	47.06	49.92	0.95	68.39
	21	218	CNA INS GRP	127,399	127,069	3.55	5.51	0.94	69.33
	22	62	EMC INS CO GRP	121,276	112,846	62.59	62.64	0.90	70.22
	23	242	SELECTIVE INS GRP	116,533	110,306	42.69	42.94	0.86	71.08
	24	175	STATE AUTO MUT GRP	111,646	106,750	28.15	29.55	0.82	71.91
	25		LOUISIANA CITIZENS PROPERTY INS.	106,441	104,623	23.38	24.40	0.79	72.69
	26	1285	XL AMER GRP	100,572	99,561	164.74	169.92	0.74	73.43
	27	1344	ARX HOLDING CORP GRP	96,418	90,333	31.11	32.45	0.71	74.15
	28	38	CHUBB INC GRP	89,031	89,900	92.63	93.30	0.66	74.80
	29	761	ALLIANZ INS GRP	88,784	89,833	29.53	30.88	0.66	75.46
	30	244	CINCINNATI FIN GRP	87,372	80,958	59.90	61.43	0.64	76.10
	31	31	BERKSHIRE HATHAWAY GRP	86,734	61,331	43.43	48.56	0.64	76.74
	32	698	NORTH STAR CO GRP	77,815	72,682	43.65	43.87	0.57	77.32
	33	84	AMERICAN FINANCIAL GRP	76,386	76,125	49.34	50.21	0.56	77.88
	34	123	SHELTER INS GRP	74,044	69,613	72.72	73.50	0.55	78.43
	35	1279	ARCH INS GRP	73,378	102,180	13.55	10.25	0.54	78.97
	36	88	THE HANOVER INS GRP	72,107	70,099	33.46	34.86	0.53	79.50
	37	408	AMERICAN NATL FIN GRP	70,847	68,052	60.38	60.72	0.52	80.02
	38	4698	ASPEN INS HOLDING GRP	66,691	65,390	37.79	42.67	0.49	80.52
	39	98	WR BERKLEY CORP GRP	66,380	58,531	66.95	70.89	0.49	81.01
	40	3786	ENDURANCE GRP	61,674	62,027	106.37	108.69	0.46	81.46
	41	158	FAIRFAX FIN GRP	57,674	54,291	78.64	87.53	0.43	81.89
	42	303	GUIDEONE INS GRP	56,164	55,018	90.74	91.30	0.41	82.30
	43	248	UNITED FIRE & CAS GRP	56,042	51,494	62.27	62.59	0.41	82.71
	44	15350	WEST BEND MUT INS CO	55,799	52,941	48.35	48.86	0.41	83.13
	45	4381	HOUSTON INTL INS GRP	54,785	22,452	119.40	121.14	0.40	83.53
	46	3239	ALLIED WORLD ASSUR HOLDING GRP	52,457	50,072	58.93	64.89	0.39	83.92
	47	306	CUNA MUT GRP	52,349	52,381	84.93	84.96	0.39	84.30
	48	12841	AMERICAN INTEGRITY INS CO OF FL	50,569	43,442	14.03	15.81	0.37	84.68
	49	783	RLI INS GRP	50,324	50,704	3.69	4.55	0.37	85.05
	50	457	ARGONAUT GRP	48,103	49,149	23.27	24.00	0.36	85.40
	51	4726	ARCHER DANIELS MIDLAND GRP	47,792	40,530	60.98	61.08	0.35	85.76
	52	1120	EVEREST REINS HOLDINGS GRP	46,926	39,262	6.57	7.57	0.35	86.10
	53	7	FEDERATED MUT GRP	46,346	42,759	54.81	55.66	0.34	86.45
	54	14930	WESTON INS CO	43,721	14,270	0.20	0.28	0.32	86.77
	55	169	SENTRY INS GRP	42,744	40,252	105.05	106.02	0.32	87.08
	56	517	HANNOVER GRP	42,318	38,495	92.15	96.85	0.31	87.40
	57	3098	TOKIO MARINE HOLDINGS INC GRP	41,305	39,156	155.17	155.58	0.30	87.70
	58	518	GRINNELL MUT GRP	40,963	37,506	59.19	59.50	0.30	88.00
	59	411	MAPFRE INS GRP	39,043	32,753	2.23	2.40	0.29	88.29
	60	4693	DEERE & CO GRP	38,780	38,782	74.08	74.08	0.29	88.58
	61	4663	UNIVERSAL INS HOLDING GRP	36,150	34,698	19.16	22.15	0.27	88.84
	62	22	ANDOVER GRP	34,514	33,307	43.44	44.27	0.25	89.10
	63	3489	DELEK GRP	33,820	35,864	54.17	55.68	0.25	89.35
	64	225	IAT REINS CO GRP	31,755	29,322	58.36	59.89	0.23	89.58
	65	809	TEXAS FARM BUREAU MUT GRP	29,709	28,404	75.01	75.06	0.22	89.80

PROPERTY AND CASUALTY INSURANCE INDUSTRY
MARKET SHARE REPORT - TOTAL PREMIUM
BY GROUP
02.1 - ALLIED LINES

May 15, 2014

STATE	Rank	Group/ Company Code	Group/ Company Name	Direct Premiums Written (000)	Direct Premiums Earned (000)	Direct Loss to EP Ratio	Direct Loss & DCC to EP Ratio	Market Share %	Cumulative Market Share %
Countrywide	66	3526	COOPERATIVA DE SEGUROS MULTIPLES GRP	28,901	29,904	1.80	1.90	0.21	90.02
	67	14184	ACUITY A MUT INS CO	28,890	26,345	54.57	55.26	0.21	90.23
	68	3484	TOWER HILL INS GRP	28,440	26,043	29.51	32.19	0.21	90.44
	69	3497	MIRAGE INTERESTS GRP	27,408	26,653	43.89	44.47	0.20	90.64
	70	215	KEMPER CORP GRP	26,726	26,938	55.60	55.51	0.20	90.84
	71	50	COUNTRY INS & FIN SERV GRP	25,306	25,463	29.40	29.54	0.19	91.02
	72	3589	MAXUM SPECIALTY INS GRP	24,621	21,523	33.25	33.54	0.18	91.21
	73	1129	WHITE MOUNTAINS GRP	23,271	17,506	11.71	16.10	0.17	91.38
	74	11118	FEDERATED RURAL ELECTRIC INS EXCH	22,619	22,474	39.24	38.70	0.17	91.55
	75	34843	NEW YORK SCHOOLS INS RECIP	22,449	21,502	51.18	52.48	0.17	91.71
	76	13757	FARM BUREAU MUT INS CO OF AR INC	21,438	21,489	54.47	54.71	0.16	91.87
	77	4701	TORUS INS GRP	21,347	24,751	143.38	150.40	0.16	92.03
	78	12573	CENTAURI SPECIALTY INS CO	20,233	20,233	5.27	5.27	0.15	92.18
	79	324	NORTH CAROLINA FARM BUREAU GRP	19,934	20,506	42.15	42.13	0.15	92.32
	80	920	GLOBAL IND GRP	19,855	19,166	23.02	24.49	0.15	92.47
	81	13038	ARK ROYAL INS CO	19,822	16,728	17.37	17.83	0.15	92.62
	82	246	PENNSYLVANIA LUMBERMENS GRP	18,969	19,237	63.40	63.74	0.14	92.76
	83	474	FCCI MUT INS GRP	17,689	16,959	50.10	50.88	0.13	92.89
	84	213	ERIE INS GRP	16,395	16,302	57.95	61.00	0.12	93.01
	85	483	SOUTHERN FARM BUREAU CAS GRP	15,851	15,223	49.87	50.18	0.12	93.12
	86	513	IOWA FARM BUREAU GRP	15,638	15,635	35.74	35.74	0.12	93.24
	87	280	AUTO OWNERS GRP	15,482	14,796	58.20	61.60	0.11	93.35
	88	968	AXA INS GRP	15,330	14,523	78.46	84.56	0.11	93.47
	89	3829	GEOVERA HOLDINGS INC GRP	15,296	14,105	4.25	4.29	0.11	93.58
	90	23108	LUMBERMENS UNDERWRITING ALLIANCE	15,281	16,272	34.65	35.24	0.11	93.69
	91	732	NLASCO GRP	15,081	14,433	161.14	172.41	0.11	93.80
	92	4715	MS & AD INS GRP	14,994	9,951	61.45	61.84	0.11	93.91
	93	91	HARTFORD FIRE & CAS GRP	14,654	15,003	83.91	85.67	0.11	94.02
	94	28	AMICA MUT GRP	13,941	13,130	65.42	67.47	0.10	94.13
	95	3703	TOWER GRP	13,854	13,683	33.68	36.23	0.10	94.23
	96	3299	AJK HOLDINGS GRP	13,559	11,413	13.49	12.00	0.10	94.33
	97	4233	WL DUNN GRP	13,467	13,454	41.14	41.83	0.10	94.43
	98	228	WESTFIELD GRP	12,789	12,188	42.88	42.60	0.09	94.52
	99	234	VERMONT MUT GRP	12,348	11,871	38.28	38.28	0.09	94.61
	100	28497	USPLATE GLASS INS CO	11,885	11,928	3.02	3.03	0.09	94.70
	101	11844	ST JOHNS INS CO INC	11,857	9,812	29.75	31.22	0.09	94.79
	102	694	TENNESSEE FARMERS GRP	11,446	11,441	136.70	138.77	0.08	94.87
	103	308	PHILADELPHIA CONTRIBUTIONSHIP GRP	11,041	11,197	17.04	20.10	0.08	94.95
	104	984	HCC INS HOLDINGS GRP	10,870	10,127	- 34.70	- 33.45	0.08	95.03
	105	4765	WBL GRP	10,870	9,467	45.11	45.55	0.08	95.11
	106	309	WESTERN NATL MUT GRP	10,625	9,972	69.24	74.89	0.08	95.19
	107	22390	WELLINGTON INS CO	10,501	9,017	77.83	85.39	0.08	95.27
	108	176	STATE FARM GRP	10,499	10,069	76.41	90.54	0.08	95.35
	109	36	CENTRAL MUT INS CO GRP	10,461	10,297	46.10	46.11	0.08	95.43
	110	2538	AMTRUST NGH GRP	10,408	9,848	86.03	98.11	0.08	95.50
	111	171	GERMANIA INS GRP	10,343	10,133	62.74	63.16	0.08	95.58
	112	4509	IRONSHORE GRP	10,192	11,106	112.56	111.24	0.08	95.65
	113	762	FRANKLIN MUT GRP	10,145	9,808	20.83	21.06	0.07	95.73
	114	3219	NKSJ HOLDINGS INC GRP	10,085	4,566	484.71	506.56	0.07	95.80
	115	3456	CYPRESS HOLDINGS GRP	10,051	10,310	26.97	27.86	0.07	95.88
	116	316	NATIONAL SECURITY GRP	9,923	9,689	57.58	61.30	0.07	95.95
	117	14427	LOUISIANA FARM BUREAU MUT INS CO	9,527	8,794	33.03	33.49	0.07	96.02
	118	3593	USIC GRP	9,220	8,637	0.59	0.71	0.07	96.09
	119	267	GRANGE MUT CAS GRP	8,990	8,659	22.95	24.10	0.07	96.16
	120	291	MOTORISTS MUT GRP	8,980	8,328	48.97	49.32	0.07	96.22
	121	13207	LIGHTHOUSE PROP INS CORP	8,673	8,305	111.34	111.25	0.06	96.29
	122	3494	JAMES RIVER GRP	8,365	7,541	- 15.38	- 20.26	0.06	96.35
	123	4802	TRIPLE S GRP	8,360	9,404	8.43	8.93	0.06	96.41
	124	153	PEKIN INS GRP	8,319	8,136	52.28	52.43	0.06	96.47
	125	661	BCBS OF SC GRP	8,242	7,871	30.45	24.95	0.06	96.53
			INDUSTRY TOTAL	13,549,612	13,063,204	42.60	43.82	100.00	100.00

PROPERTY AND CASUALTY INSURANCE INDUSTRY
MARKET SHARE REPORT - TOTAL PREMIUM
BY GROUP
02.1 - ALLIED LINES

May 15, 2014

STATE	Rank	Group/ Company Code	Group/ Company Name	Direct Premiums Written (000)	Direct Premiums Earned (000)	Direct Loss to EP Ratio	Direct Loss & DCC to EP Ratio	Market Share %	Cumulative Market Share %
Alabama	1	212	ZURICH INS GRP	15,214	13,895	- 5.76	- 4.76	7.95	7.95
	2	65	FM GLOBAL GRP	13,888	13,049	84.46	84.28	7.25	15.20
	3	12	AMERICAN INTL GRP	12,319	12,384	139.92	143.30	6.43	21.63
	4	19	ASSURANT INC GRP	11,853	8,086	69.60	69.64	6.19	27.83
	5	501	ALLEGHANY GRP	10,812	10,766	6.52	7.36	5.65	33.47
	6	3548	TRAVELERS GRP	9,010	8,755	278.56	290.16	4.71	38.18
	7	626	ACE LTD GRP	8,612	8,180	- 9.92	- 9.20	4.50	42.68
	8	200	UNITED SERV AUTOMOBILE ASSN GRP	7,996	7,503	55.27	55.67	4.18	46.85
	9	140	NATIONWIDE CORP GRP	6,688	5,593	81.53	84.02	3.49	50.35
	10	244	CINCINNATI FIN GRP	6,082	5,966	30.80	31.08	3.18	53.52
			**STATE TOTAL **	191,458	180,224	43.46	45.02	100.00	100.00
Alaska	1	212	ZURICH INS GRP	8,633	8,685	- 6.95	- 7.43	27.57	27.57
	2	65	FM GLOBAL GRP	5,449	5,277	- 1.46	- 1.49	17.40	44.97
	3	12	AMERICAN INTL GRP	3,324	3,387	23.98	24.41	10.62	55.59
	4	626	ACE LTD GRP	1,645	1,707	- 3.05	- 3.20	5.25	60.84
	5	200	UNITED SERV AUTOMOBILE ASSN GRP	1,589	1,219	114.45	115.54	5.07	65.91
	6	38733	ALASKA NATL INS CO	1,219	1,211	5.49	5.82	3.89	69.81
	7	19	ASSURANT INC GRP	1,156	952	57.04	57.97	3.69	73.50
	8	309	WESTERN NATL MUT GRP	1,033	1,000	60.93	63.30	3.30	76.79
	9	111	LIBERTY MUT GRP	976	870	35.42	37.65	3.12	79.91
	10	501	ALLEGHANY GRP	918	905	- 6.17	- 6.00	2.93	82.84
			**STATE TOTAL **	31,315	30,347	20.49	22.59	100.00	100.00
Arizona	1	65	FM GLOBAL GRP	16,006	16,618	21.82	21.84	13.95	13.95
	2	3548	TRAVELERS GRP	11,522	10,917	- 97.48	- 97.60	10.04	24.00
	3	12	AMERICAN INTL GRP	9,345	9,846	-148.38	-143.61	8.15	32.15
	4	200	UNITED SERV AUTOMOBILE ASSN GRP	9,313	9,096	61.56	62.00	8.12	40.26
	5	212	ZURICH INS GRP	8,101	8,052	37.45	39.72	7.06	47.33
	6	111	LIBERTY MUT GRP	7,672	7,442	48.61	48.84	6.69	54.02
	7	19	ASSURANT INC GRP	7,575	5,409	45.78	45.80	6.60	60.62
	8	69	FARMERS INS GRP	4,044	3,368	2.28	2.31	3.53	64.14
	9	140	NATIONWIDE CORP GRP	3,423	3,423	73.85	75.91	3.29	67.44
	10	761	ALLIANZ INS GRP	2,216	1,642	- 66.60	- 84.69	1.93	69.37
			**STATE TOTAL **	114,707	109,565	3.32	4.24	100.00	100.00
Arkansas	1	13757	FARM BUREAU MUT INS CO OF AR INC	21,438	21,489	54.47	54.71	17.06	17.06
	2	123	SHELTER INS GRP	12,056	11,611	27.81	27.42	9.59	26.65
	3	65	FM GLOBAL GRP	9,044	9,647	5.43	5.40	7.20	33.85
	4	3548	TRAVELERS GRP	6,155	5,963	96.50	98.93	4.90	38.75
	5	12	AMERICAN INTL GRP	5,693	6,111	4.32	6.22	4.53	43.28
	6	19	ASSURANT INC GRP	5,147	3,745	96.67	96.75	4.10	47.37
	7	569	FARMERS MUT HAIL INS GRP	5,004	5,004	50.60	50.66	3.98	51.36
	8	212	ZURICH INS GRP	4,149	3,975	84.97	86.34	3.30	54.66
	9	200	UNITED SERV AUTOMOBILE ASSN GRP	2,853	2,696	32.92	33.18	2.27	56.93
	10	140	NATIONWIDE CORP GRP	2,642	2,258	52.51	53.30	2.10	59.03
			**STATE TOTAL **	125,665	121,821	50.79	51.89	100.00	100.00
California	1	65	FM GLOBAL GRP	94,274	94,830	18.84	18.92	12.28	12.28
	2	12	AMERICAN INTL GRP	87,610	92,507	- 35.41	- 32.09	11.41	23.69
	3	69	FARMERS INS GRP	86,930	72,851	99.01	100.23	11.32	35.01
	4	111	LIBERTY MUT GRP	66,260	63,514	56.03	57.74	8.63	43.64
	5	3548	TRAVELERS GRP	64,700	61,772	12.48	14.40	8.43	52.06
	6	212	ZURICH INS GRP	53,397	52,648	22.37	24.47	6.95	59.01
	7	140	NATIONWIDE CORP GRP	36,288	34,112	79.68	81.97	4.73	63.74
	8	19	ASSURANT INC GRP	32,728	38,138	43.41	43.54	4.26	68.00
	9	200	UNITED SERV AUTOMOBILE ASSN GRP	20,680	20,216	59.80	60.12	2.69	70.69
	10	361	MUNICH RE GRP	17,101	17,360	33.81	34.36	2.23	72.92
			**STATE TOTAL **	767,901	757,655	37.29	39.05	100.00	100.00

PROPERTY AND CASUALTY INSURANCE INDUSTRY
MARKET SHARE REPORT - TOTAL PREMIUM
BY GROUP
02.1 - ALLIED LINES

May 15, 2014

STATE	Rank	Group/ Company Code	Group/ Company Name	Direct Premiums Written (000)	Direct Premiums Earned (000)	Direct Loss to EP Ratio	Direct Loss & DCC to EP Ratio	Market Share %	Cumulative Market Share %
Colorado	1	200	UNITED SERV AUTOMOBILE ASSN GRP	20,908	19,393	54.24	54.40	13.08	13.08
	2	111	LIBERTY MUT GRP	14,956	14,206	66.26	67.74	9.36	22.44
	3	65	FM GLOBAL GRP	13,062	12,113	37.66	40.52	8.17	30.61
	4	12	AMERICAN INTL GRP	12,015	11,994	330.41	333.52	7.52	38.13
	5	3548	TRAVELERS GRP	10,162	9,864	53.74	55.19	6.36	44.48
	6	212	ZURICH INS GRP	6,394	6,498	792.71	803.14	4.00	48.48
	7	19	ASSURANT INC GRP	6,287	4,297	65.86	65.87	3.93	52.42
	8	140	NATIONWIDE CORP GRP	5,701	5,465	57.36	58.24	3.57	55.98
	9	69	FARMERS INS GRP	4,723	4,561	1.72	1.73	2.95	58.94
	10	361	MUNICH RE GRP	4,321	4,020	42.66	42.82	2.70	61.64
			STATE TOTAL	159,846	150,709	154.44	157.03	100.00	100.00
Connecticut	1	65	FM GLOBAL GRP	24,391	23,965	2.64	2.63	20.20	20.20
	2	3548	TRAVELERS GRP	8,286	8,013	31.37	33.69	6.86	27.06
	3	19	ASSURANT INC GRP	7,443	6,237	81.74	81.74	6.16	33.22
	4	212	ZURICH INS GRP	6,964	6,173	- 38.82	- 38.40	5.77	38.99
	5	361	MUNICH RE GRP	6,824	6,447	50.13	50.39	5.65	44.64
	6	12	AMERICAN INTL GRP	6,625	9,226	-613.89	-618.25	5.49	50.13
	7	111	LIBERTY MUT GRP	6,388	6,333	36.63	39.00	5.29	55.41
	8	50	COUNTRY INS & FIN SERV GRP	4,568	4,689	40.89	40.11	3.78	59.20
	9	69	FARMERS INS GRP	3,923	3,173	1.13	1.16	3.25	62.45
	10	242	SELECTIVE INS GRP	3,266	2,868	31.17	33.06	2.70	65.15
			STATE TOTAL	120,763	116,856	- 23.72	- 23.24	100.00	100.00
Delaware	1	19	ASSURANT INC GRP	2,324	1,694	42.83	42.83	10.74	10.74
	2	212	ZURICH INS GRP	2,317	2,493	33.22	34.24	10.70	21.44
	3	140	NATIONWIDE CORP GRP	1,822	1,628	20.58	21.82	8.42	29.86
	4	65	FM GLOBAL GRP	1,694	1,589	- 13.00	- 13.04	7.83	37.68
	5	12	AMERICAN INTL GRP	1,456	1,405	850.43	852.06	6.73	44.41
	6	408	AMERICAN NATL FIN GRP	1,441	1,415	38.29	38.38	6.66	51.07
	7	242	SELECTIVE INS GRP	1,291	1,263	12.26	11.31	5.96	57.03
	8	3548	TRAVELERS GRP	756	763	4.64	5.48	3.49	60.52
	9	4774	CLOISTER MUT & WINDSOR MOUNT JOY GRP	726	729	10.39	8.14	3.35	63.88
	10	111	LIBERTY MUT GRP	566	565	55.04	55.99	2.61	66.49
			STATE TOTAL	21,646	20,428	102.24	103.17	100.00	100.00
District Of Columbia	1	65	FM GLOBAL GRP	7,595	7,553	0.25	0.16	24.90	24.90
	2	12	AMERICAN INTL GRP	5,735	5,838	283.52	284.74	18.80	43.69
	3	3548	TRAVELERS GRP	4,408	4,481	31.93	33.85	14.45	58.14
	4	212	ZURICH INS GRP	3,082	2,713	26.05	25.22	10.10	68.24
	5	19	ASSURANT INC GRP	1,435	983	31.73	31.73	4.71	72.95
	6	200	UNITED SERV AUTOMOBILE ASSN GRP	966	917	104.52	105.07	3.17	76.11
	7	218	CNA INS GRP	909	779	- 5.31	- 4.71	2.98	79.09
	8	111	LIBERTY MUT GRP	602	569	39.93	43.23	1.97	81.07
	9	501	ALLEGHANY GRP	573	478	171.51	173.63	1.88	82.94
	10	796	QBE INS GRP	535	468	- 3.60	- 4.14	1.75	84.70
			STATE TOTAL	30,507	29,743	83.53	83.78	100.00	100.00
Florida	1	10064	CITIZENS PROP INS CORP	1,356,911	1,373,049	8.37	11.33	43.82	43.82
	2	19	ASSURANT INC GRP	190,367	194,446	39.77	39.77	6.15	49.96
	3	796	QBE INS GRP	179,164	176,244	0.42	2.15	5.79	55.75
	4	626	ACE LTD GRP	107,317	101,354	10.71	12.89	3.47	59.21
	5	212	ZURICH INS GRP	101,731	96,814	7.18	8.05	3.28	62.50
	6	12	AMERICAN INTL GRP	99,882	100,266	7.14	8.31	3.23	65.72
	7	181	SWISS RE GRP	89,023	69,795	- 27.64	- 30.44	2.87	68.60
	8	501	ALLEGHANY GRP	80,060	79,045	14.01	13.98	2.59	71.18
	9	65	FM GLOBAL GRP	69,778	72,463	1.90	1.91	2.25	73.44
	10	1344	ARX HOLDING CORP GRP	50,578	50,424	20.86	22.46	1.63	75.07
			STATE TOTAL	3,096,866	3,037,585	10.03	11.90	100.00	100.00

PROPERTY AND CASUALTY INSURANCE INDUSTRY
MARKET SHARE REPORT - TOTAL PREMIUM
BY GROUP
02.1 - ALLIED LINES

May 15, 2014

STATE	Rank	Group/ Company Code	Group/ Company Name	Direct Premiums Written (000)	Direct Premiums Earned (000)	Direct Loss to EP Ratio	Direct Loss & DCC to EP Ratio	Market Share %	Cumulative Market Share %
Georgia	1	65	FM GLOBAL GRP	33,989	33,246	14.44	14.46	13.67	13.67
	2	19	ASSURANT INC GRP	21,589	14,331	114.11	114.10	8.69	22.36
	3	3548	TRAVELERS GRP	19,892	20,000	28.75	29.71	8.00	30.36
	4	212	ZURICH INS GRP	18,140	17,380	29.88	31.43	7.30	37.66
	5	12	AMERICAN INTL GRP	13,302	12,834	129.43	130.95	5.35	43.01
	6	200	UNITED SERV AUTOMOBILE ASSN GRP	10,760	10,168	149.56	150.47	4.33	47.34
	7	140	NATIONWIDE CORP GRP	9,803	7,944	73.90	75.06	3.94	51.29
	8	361	MUNICH RE GRP	8,865	8,416	97.97	98.34	3.57	54.85
	9	111	LIBERTY MUT GRP	8,613	8,516	75.93	79.53	3.47	58.32
	10	501	ALLEGHANY GRP	7,967	7,596	131.18	134.47	3.21	61.52
			**STATE TOTAL **	248,558	231,791	63.02	65.00	100.00	100.00
Hawaii	1	12573	CENTAURI SPECIALTY INS CO	17,289	17,708	0.00	0.00	16.59	16.59
	2	626	ACE LTD GRP	12,414	12,117	- 7.06	- 6.93	11.91	28.51
	3	3416	AXIS CAPITAL GRP	10,776	10,968	2.31	2.42	10.34	38.85
	4	12	AMERICAN INTL GRP	9,399	9,187	4.22	5.26	9.02	47.87
	5	3829	GEOVERA HOLDINGS INC GRP	7,372	6,312	0.00	0.00	7.08	54.95
	6	212	ZURICH INS GRP	6,555	6,125	2.06	2.12	6.29	61.24
	7	3098	TOKIO MARINE HOLDINGS INC GRP	5,211	4,982	51.59	40.90	5.00	66.24
	8	19	ASSURANT INC GRP	4,729	3,808	8.15	8.24	4.54	70.78
	9	200	UNITED SERV AUTOMOBILE ASSN GRP	2,907	2,891	45.99	46.29	2.79	73.57
	10	65	FM GLOBAL GRP	2,407	2,102	0.00	0.00	2.31	75.88
			**STATE TOTAL **	104,185	101,229	6.06	5.55	100.00	100.00
Idaho	1	65	FM GLOBAL GRP	6,240	6,007	3.01	3.03	14.25	14.25
	2	471	WELLS FARGO GRP	4,085	4,085	75.18	75.18	9.33	23.58
	3	111	LIBERTY MUT GRP	3,430	3,214	47.31	47.72	7.83	31.41
	4	4693	DEERE & CO GRP	3,000	3,000	62.00	62.00	6.85	38.26
	5	626	ACE LTD GRP	2,894	2,884	68.59	68.66	6.61	44.86
	6	3548	TRAVELERS GRP	2,671	2,728	21.47	23.93	6.10	50.96
	7	19	ASSURANT INC GRP	1,959	1,419	35.47	35.74	4.47	55.44
	8	796	QBE INS GRP	1,927	1,941	50.41	50.62	4.40	59.84
	9	200	UNITED SERV AUTOMOBILE ASSN GRP	1,495	1,389	56.81	57.09	3.41	63.25
	10	842	FARM BUREAU GRP	1,367	1,367	118.71	118.71	3.12	66.37
			**STATE TOTAL **	43,797	42,061	51.10	51.81	100.00	100.00
Illinois	1	65	FM GLOBAL GRP	54,048	55,486	37.78	37.77	13.60	13.60
	2	19	ASSURANT INC GRP	31,729	22,051	90.41	90.41	7.99	21.59
	3	12	AMERICAN INTL GRP	29,396	29,279	49.19	54.35	7.40	28.99
	4	3548	TRAVELERS GRP	23,012	23,404	57.77	61.04	5.79	34.78
	5	212	ZURICH INS GRP	18,858	18,490	31.83	32.76	4.75	39.53
	6	50	COUNTRY INS & FIN SERV GRP	18,840	18,839	24.70	24.68	4.74	44.27
	7	4726	ARCHER DANIELS MIDLAND GRP	15,056	14,475	52.86	53.04	3.79	48.06
	8	569	FARMERS MUT HAIL INS GRP	11,915	11,921	39.71	39.74	3.00	51.06
	9	471	WELLS FARGO GRP	10,504	10,504	82.66	82.66	2.64	53.70
	10	84	AMERICAN FINANCIAL GRP	9,712	9,702	48.81	49.33	2.44	56.15
			**STATE TOTAL **	397,295	381,840	46.99	48.32	100.00	100.00
Indiana	1	12	AMERICAN INTL GRP	23,006	23,515	102.46	102.78	12.13	12.13
	2	65	FM GLOBAL GRP	19,352	13,197	120.15	120.23	10.21	22.34
	3	3548	TRAVELERS GRP	13,316	12,433	27.86	29.31	7.02	29.36
	4	19	ASSURANT INC GRP	12,483	8,772	117.51	117.54	6.58	35.94
	5	212	ZURICH INS GRP	11,425	9,067	86.11	87.56	6.03	41.97
	6	569	FARMERS MUT HAIL INS GRP	9,868	9,867	37.24	37.28	5.20	47.17
	7	242	SELECTIVE INS GRP	6,526	6,135	157.52	157.02	3.44	50.62
	8	361	MUNICH RE GRP	5,035	4,550	56.16	56.46	2.66	53.27
	9	111	LIBERTY MUT GRP	4,811	4,737	37.36	37.71	2.54	55.81
	10	158	FAIRFAX FIN GRP	4,643	4,627	97.23	97.66	2.45	58.26
			**STATE TOTAL **	189,619	174,070	73.80	74.44	100.00	100.00

PROPERTY AND CASUALTY INSURANCE INDUSTRY
MARKET SHARE REPORT - TOTAL PREMIUM
BY GROUP
02.1 - ALLIED LINES

May 15, 2014

STATE	Rank	Group/ Company Code	Group/ Company Name	Direct Premiums Written (000)	Direct Premiums Earned (000)	Direct Loss to EP Ratio	Direct Loss & DCC to EP Ratio	Market Share %	Cumulative Market Share %
Iowa	1	569	FARMERS MUT HAIL INS GRP	32,374	35,085	36.06	36.11	14.33	14.33
	2	62	EMC INS CO GRP	21,446	20,378	30.50	30.45	9.49	23.82
	3	471	WELLS FARGO GRP	20,636	20,636	41.82	41.82	9.13	32.95
	4	626	ACE LTD GRP	17,479	17,520	53.82	53.86	7.74	40.69
	5	796	QBE INS GRP	12,700	12,627	44.52	44.91	5.62	46.31
	6	65	FM GLOBAL GRP	11,278	11,106	15.14	15.14	4.99	51.30
	7	84	AMERICAN FINANCIAL GRP	10,783	10,783	21.33	21.34	4.77	56.07
	8	3786	ENDURANCE GRP	9,942	9,942	130.52	132.26	4.40	60.47
	9	15350	WEST BEND MUT INS CO	6,271	5,954	25.95	26.43	2.78	63.25
	10	12	AMERICAN INTL GRP	6,149	5,691	102.13	102.43	2.72	65.97
			STATE TOTAL	225,956	224,052	41.86	42.17	100.00	100.00
Kansas	1	62	EMC INS CO GRP	22,543	21,350	58.08	58.07	11.52	11.52
	2	569	FARMERS MUT HAIL INS GRP	15,749	15,749	48.38	48.39	8.05	19.56
	3	471	WELLS FARGO GRP	12,817	12,817	57.08	57.08	6.55	26.11
	4	3548	TRAVELERS GRP	9,961	8,774	102.88	104.80	5.09	31.20
	5	65	FM GLOBAL GRP	8,704	8,377	52.23	52.17	4.45	35.65
	6	181	SWISS RE GRP	7,940	7,644	8.08	2.23	4.06	39.70
	7	84	AMERICAN FINANCIAL GRP	7,190	7,203	30.76	32.26	3.67	43.38
	8	123	SHELTER INS GRP	6,187	5,820	86.14	86.69	3.16	46.54
	9	626	ACE LTD GRP	5,889	5,790	40.57	46.79	3.01	49.54
	10	111	LIBERTY MUT GRP	5,641	5,237	68.07	68.99	2.88	52.43
			STATE TOTAL	195,742	187,360	66.82	67.10	100.00	100.00
Kentucky	1	65	FM GLOBAL GRP	20,476	18,918	- 12.66	- 12.69	18.52	18.52
	2	12	AMERICAN INTL GRP	11,630	10,005	116.27	117.58	10.52	29.04
	3	111	LIBERTY MUT GRP	6,221	5,915	20.55	21.95	5.63	34.66
	4	212	ZURICH INS GRP	6,102	5,816	144.59	147.68	5.52	40.18
	5	19	ASSURANT INC GRP	5,183	3,723	54.88	54.88	4.69	44.87
	6	175	STATE AUTO MUT GRP	4,927	5,027	41.27	41.92	4.46	49.33
	7	3548	TRAVELERS GRP	4,332	4,296	59.42	62.44	3.92	53.25
	8	244	CINCINNATI FIN GRP	2,936	2,815	48.11	50.33	2.66	55.90
	9	109	KENTUCKY FARM BUREAU GRP	2,873	2,482	1.28	1.06	2.60	58.50
	10	32727	UNDERWRITERS AT LLOYDS	2,624	1,852	81.63	85.03	2.37	60.87
			STATE TOTAL	110,568	101,074	48.96	49.96	100.00	100.00
Louisiana	1		LOUISIANA CITIZENS PROPERTY INS.	106,441	104,623	23.38	24.40	23.07	23.07
	2	212	ZURICH INS GRP	24,107	24,874	20.92	24.99	5.22	28.29
	3	626	ACE LTD GRP	22,700	20,595	- 4.50	5.75	4.92	33.21
	4	12	AMERICAN INTL GRP	22,465	22,759	107.65	108.58	4.87	38.08
	5	796	QBE INS GRP	19,636	19,781	- 11.69	- 11.34	4.26	42.33
	6	181	SWISS RE GRP	18,830	15,212	- 12.30	- 13.03	4.08	46.42
	7	501	ALLEGHANY GRP	18,644	18,251	205.23	212.31	4.04	50.46
	8	19	ASSURANT INC GRP	18,019	16,495	57.01	56.99	3.90	54.36
	9	65	FM GLOBAL GRP	15,728	16,365	18.87	18.98	3.41	57.77
	10	140	NATIONWIDE CORP GRP	14,969	14,860	17.94	18.95	3.24	61.01
			STATE TOTAL	461,438	445,203	28.58	30.11	100.00	100.00
Maine	1	65	FM GLOBAL GRP	5,099	4,103	1216.28	1216.33	13.22	13.22
	2	212	ZURICH INS GRP	3,408	3,201	6.02	6.17	8.83	22.05
	3	19	ASSURANT INC GRP	2,807	1,890	63.38	63.51	7.28	29.33
	4	181	SWISS RE GRP	2,740	1,593	4.77	5.33	7.10	36.43
	5	22	ANDOVER GRP	2,512	2,446	26.33	26.70	6.51	42.94
	6	69	FARMERS INS GRP	1,905	1,592	0.72	0.73	4.94	47.88
	7	98	WR BERKLEY CORP GRP	1,739	1,919	20.10	19.57	4.51	52.39
	8	408	AMERICAN NATL FIN GRP	1,675	1,605	86.80	87.53	4.34	56.73
	9	88	THE HANOVER INS GRP	1,659	1,607	27.29	28.25	4.30	61.03
	10	3548	TRAVELERS GRP	1,612	1,599	12.82	13.25	4.18	65.21
			STATE TOTAL	38,576	34,852	162.83	163.07	100.00	100.00

PROPERTY AND CASUALTY INSURANCE INDUSTRY
MARKET SHARE REPORT - TOTAL PREMIUM
BY GROUP
02.1 - ALLIED LINES

May 15, 2014

STATE	Rank	Group/ Company Code	Group/ Company Name	Direct Premiums Written (000)	Direct Premiums Earned (000)	Direct Loss to EP Ratio	Direct Loss & DCC to EP Ratio	Market Share %	Cumulative Market Share %
Maryland	1	65	FM GLOBAL GRP	17,237	17,054	5.60	5.54	13.88	13.88
	2	19	ASSURANT INC GRP	16,883	11,449	44.34	44.42	13.59	27.47
	3	3548	TRAVELERS GRP	16,641	15,266	33.76	35.23	13.40	40.86
	4	12	AMERICAN INTL GRP	9,404	10,952	68.52	69.88	7.57	48.43
	5	212	ZURICH INS GRP	7,749	7,643	291.50	309.20	6.24	54.67
	6	242	SELECTIVE INS GRP	6,511	6,083	31.39	32.17	5.24	59.91
	7	200	UNITED SERV AUTOMOBILE ASSN GRP	6,153	5,872	46.73	47.13	4.95	64.86
	8	140	NATIONWIDE CORP GRP	3,962	3,692	50.90	51.84	3.19	68.05
	9	111	LIBERTY MUT GRP	3,767	3,668	34.51	35.69	3.03	71.08
	10	408	AMERICAN NATL FIN GRP	2,594	2,455	25.45	25.60	2.09	73.17
			**STATE TOTAL **	124,226	116,296	72.72	75.05	100.00	100.00
Massachusetts	1	65	FM GLOBAL GRP	38,323	36,798	14.26	14.28	17.82	17.82
	2	12	AMERICAN INTL GRP	17,365	18,948	59.66	60.37	8.07	25.89
	3	3548	TRAVELERS GRP	14,954	13,896	57.31	60.06	6.95	32.84
	4	19	ASSURANT INC GRP	13,764	10,115	38.84	38.84	6.40	39.24
	5	212	ZURICH INS GRP	11,634	10,108	198.59	201.63	5.41	44.65
	6	22	ANDOVER GRP	11,398	10,993	38.00	38.99	5.30	49.95
	7	234	VERMONT MUT GRP	7,371	7,165	35.44	35.44	3.43	53.38
	8	111	LIBERTY MUT GRP	6,881	6,481	45.52	49.39	3.20	56.57
	9	1275	QUINCY MUT GRP	5,022	4,960	- 16.95	- 7.82	2.33	58.91
	10	88	THE HANOVER INS GRP	4,865	4,746	16.32	17.40	2.26	61.17
			**STATE TOTAL **	215,099	203,483	42.21	43.88	100.00	100.00
Michigan	1	65	FM GLOBAL GRP	22,847	21,407	9.32	9.36	13.42	13.42
	2	12	AMERICAN INTL GRP	14,861	15,185	206.03	210.59	8.73	22.15
	3	19	ASSURANT INC GRP	14,011	10,182	188.77	188.77	8.23	30.38
	4	3548	TRAVELERS GRP	9,482	9,503	25.35	26.81	5.57	35.95
	5	212	ZURICH INS GRP	7,419	7,439	26.97	28.91	4.36	40.31
	6	242	SELECTIVE INS GRP	7,399	6,918	26.73	27.31	4.35	44.65
	7	69	FARMERS INS GRP	6,613	2,627	6.84	6.13	3.88	48.54
	8	796	QBE INS GRP	5,996	6,525	118.12	131.01	3.52	52.06
	9	361	MUNICH RE GRP	5,536	5,028	46.66	48.04	3.25	55.31
	10	62	EMC INS CO GRP	4,332	4,062	37.83	37.85	2.54	57.85
			**STATE TOTAL **	170,245	159,453	71.77	74.40	100.00	100.00
Minnesota	1	698	NORTH STAR CO GRP	68,059	63,401	39.50	39.72	20.30	20.30
	2	518	GRINNELL MUT GRP	31,846	28,476	71.14	71.53	9.50	29.80
	3	471	WELLS FARGO GRP	25,959	25,959	85.65	85.65	7.74	37.55
	4	796	QBE INS GRP	18,463	18,183	126.81	126.93	5.51	43.05
	5	65	FM GLOBAL GRP	15,934	15,989	19.11	19.01	4.75	47.81
	6	569	FARMERS MUT HAIL INS GRP	12,006	11,836	70.66	70.73	3.58	51.39
	7	3548	TRAVELERS GRP	10,669	9,697	14.73	15.72	3.18	54.57
	8	626	ACE LTD GRP	8,350	8,312	123.28	124.76	2.49	57.06
	9	15350	WEST BEND MUT INS CO	8,155	7,588	55.59	56.61	2.43	59.49
	10	306	CUNA MUT GRP	7,980	7,980	92.63	92.63	2.38	61.87
			**STATE TOTAL **	335,228	318,303	64.51	65.20	100.00	100.00
Mississippi	1	483	SOUTHERN FARM BUREAU CAS GRP	11,575	11,135	60.02	60.19	8.99	8.99
	2	65	FM GLOBAL GRP	9,153	8,787	2290.02	2351.04	7.11	16.10
	3	19	ASSURANT INC GRP	8,140	6,090	136.60	136.69	6.32	22.43
	4	501	ALLEGHANY GRP	7,589	7,409	114.54	115.13	5.90	28.32
	5	796	QBE INS GRP	7,302	7,326	16.77	18.33	5.67	33.99
	6	626	ACE LTD GRP	7,058	7,399	6.26	7.80	5.48	39.48
	7	3548	TRAVELERS GRP	5,407	5,512	134.63	138.53	4.20	43.68
	8	212	ZURICH INS GRP	5,140	5,524	6.57	13.50	3.99	47.67
	9	3416	AXIS CAPITAL GRP	4,897	4,718	50.24	51.33	3.80	51.48
	10	140	NATIONWIDE CORP GRP	4,826	4,676	84.36	84.76	3.75	55.23
			**STATE TOTAL **	128,724	126,651	232.14	237.61	100.00	100.00

PROPERTY AND CASUALTY INSURANCE INDUSTRY
MARKET SHARE REPORT - TOTAL PREMIUM
BY GROUP
02.1 - ALLIED LINES

May 15, 2014

STATE	Rank	Group/ Company Code	Group/ Company Name	Direct Premiums Written (000)	Direct Premiums Earned (000)	Direct Loss to EP Ratio	Direct Loss & DCC to EP Ratio	Market Share %	Cumulative Market Share %
Missouri	1	65	FM GLOBAL GRP	21,495	21,417	24.89	24.67	11.16	11.16
	2	123	SHELTER INS GRP	19,628	18,588	32.49	32.94	10.20	21.36
	3	12	AMERICAN INTL GRP	16,574	16,668	97.47	103.10	8.61	29.97
	4	626	ACE LTD GRP	11,905	11,832	91.67	91.83	6.18	36.15
	5	3548	TRAVELERS GRP	9,999	10,034	- 16.93	- 23.96	5.19	41.35
	6	212	ZURICH INS GRP	9,388	9,230	25.53	23.46	4.88	46.22
	7	19	ASSURANT INC GRP	8,337	5,693	139.19	139.29	4.33	50.55
	8	111	LIBERTY MUT GRP	7,355	6,724	42.03	46.70	3.82	54.37
	9	569	FARMERS MUT HAIL INS GRP	6,397	6,406	27.22	27.27	3.32	57.70
	10	140	NATIONWIDE CORP GRP	6,161	5,868	63.64	65.20	3.20	60.90
			STATE TOTAL	192,520	181,981	65.00	65.54	100.00	100.00
Montana	1	111	LIBERTY MUT GRP	4,780	4,497	38.91	42.03	14.86	14.86
	2	626	ACE LTD GRP	4,183	4,135	206.21	206.46	13.01	27.87
	3	65	FM GLOBAL GRP	2,239	2,392	26.98	27.15	6.96	34.83
	4	3548	TRAVELERS GRP	2,159	2,492	59.09	59.82	6.71	41.54
	5	62	EMC INS CO GRP	2,103	2,003	139.81	139.79	6.54	48.08
	6	12	AMERICAN INTL GRP	1,506	1,311	146.68	147.17	4.68	52.77
	7	3786	ENDURANCE GRP	1,468	1,468	293.12	294.90	4.56	57.33
	8	140	NATIONWIDE CORP GRP	1,163	1,129	67.14	68.27	3.61	60.94
	9	69	FARMERS INS GRP	1,083	949	3.58	3.60	3.37	64.31
	10	200	UNITED SERV AUTOMOBILE ASSN GRP	934	921	71.88	72.27	2.90	67.21
			STATE TOTAL	32,163	31,623	95.40	96.55	100.00	100.00
Nebraska	1	471	WELLS FARGO GRP	35,968	35,968	48.57	48.57	15.42	15.42
	2	796	QBE INS GRP	31,238	31,268	76.30	76.77	13.39	28.80
	3	626	ACE LTD GRP	22,604	22,588	54.30	54.35	9.69	38.49
	4	569	FARMERS MUT HAIL INS GRP	22,249	22,164	47.07	47.09	9.54	48.03
	5	84	AMERICAN FINANCIAL GRP	13,378	13,365	53.06	53.07	5.73	53.76
	6	303	GUIDEONE INS GRP	13,018	12,923	66.07	66.08	5.58	59.34
	7	3786	ENDURANCE GRP	12,897	12,922	94.22	95.91	5.53	64.87
	8	4693	DEERE & CO GRP	10,612	10,612	47.31	47.31	4.55	69.42
	9	62	EMC INS CO GRP	8,566	8,133	132.26	132.49	3.67	73.09
	10	306	CUNA MUT GRP	6,814	6,814	63.55	63.55	2.92	76.01
			STATE TOTAL	233,327	230,279	75.08	75.38	100.00	100.00
Nevada	1	65	FM GLOBAL GRP	16,463	14,830	29.58	29.66	20.73	20.73
	2	3548	TRAVELERS GRP	10,852	10,581	44.43	46.65	13.66	34.39
	3	212	ZURICH INS GRP	8,048	7,510	44.42	50.53	10.13	44.53
	4	19	ASSURANT INC GRP	7,552	4,769	49.45	49.45	9.51	54.03
	5	111	LIBERTY MUT GRP	4,604	4,441	38.97	40.73	5.80	59.83
	6	12	AMERICAN INTL GRP	4,245	6,823	- 35.93	- 35.88	5.35	65.18
	7	200	UNITED SERV AUTOMOBILE ASSN GRP	3,180	3,132	36.00	36.24	4.00	69.18
	8	31	BERKSHIRE HATHAWAY GRP	2,102	435	49.88	54.73	2.65	71.83
	9	501	ALLEGHANY GRP	1,867	1,907	9.31	9.39	2.35	74.18
	10	140	NATIONWIDE CORP GRP	1,844	1,754	54.40	54.80	2.32	76.50
			STATE TOTAL	79,422	74,849	32.25	35.38	100.00	100.00
New Hampshire	1	65	FM GLOBAL GRP	4,269	3,970	8.48	8.56	14.95	14.95
	2	19	ASSURANT INC GRP	2,083	1,565	69.24	69.43	7.29	22.24
	3	22	ANDOVER GRP	1,913	1,862	36.32	37.18	6.70	28.94
	4	212	ZURICH INS GRP	1,878	1,789	-464.68	-485.75	6.57	35.51
	5	111	LIBERTY MUT GRP	1,571	1,549	75.84	69.19	5.50	41.01
	6	234	VERMONT MUT GRP	1,484	1,393	39.03	39.03	5.20	46.21
	7	408	AMERICAN NATL FIN GRP	1,345	1,269	45.22	45.22	4.71	50.92
	8	12	AMERICAN INTL GRP	1,149	1,092	- 8.55	- 8.42	4.02	54.94
	9	88	THE HANOVER INS GRP	1,017	881	36.56	36.71	3.56	58.50
	10	3548	TRAVELERS GRP	899	995	37.98	40.68	3.15	61.65
			STATE TOTAL	28,560	27,054	- 5.92	- 7.65	100.00	100.00

PROPERTY AND CASUALTY INSURANCE INDUSTRY
MARKET SHARE REPORT - TOTAL PREMIUM
BY GROUP
02.1 - ALLIED LINES

May 15, 2014

STATE	Rank	Group/ Company Code	Group/ Company Name	Direct Premiums Written (000)	Direct Premiums Earned (000)	Direct Loss to EP Ratio	Direct Loss & DCC to EP Ratio	Market Share %	Cumulative Market Share %
New Jersey	1	19	ASSURANT INC GRP	38,125	30,907	98.32	98.27	12.53	12.53
	2	212	ZURICH INS GRP	27,526	25,909	592.68	620.73	9.04	21.57
	3	12	AMERICAN INTL GRP	23,689	23,077	385.66	386.47	7.78	29.35
	4	65	FM GLOBAL GRP	22,841	23,742	68.84	69.40	7.50	36.86
	5	3548	TRAVELERS GRP	16,460	16,271	- 29.52	- 28.03	5.41	42.26
	6	242	SELECTIVE INS GRP	16,145	15,504	- 13.05	- 15.45	5.30	47.57
	7	762	FRANKLIN MUT GRP	10,145	9,808	20.83	21.06	3.33	50.90
	8	140	NATIONWIDE CORP GRP	10,099	8,639	81.08	88.40	3.32	54.22
	9	308	PHILADELPHIA CONTRIBUTIONSHIP GRP	7,617	7,913	10.28	15.46	2.50	56.72
	10	501	ALLEGHANY GRP	7,083	5,799	- 75.12	- 73.38	2.33	59.05
			**STATE TOTAL **	304,375	281,784	153.09	156.92	100.00	100.00
New Mexico	1	65	FM GLOBAL GRP	5,461	3,724	13.73	13.78	13.68	13.68
	2	12	AMERICAN INTL GRP	4,546	4,451	18.14	18.29	11.38	25.06
	3	111	LIBERTY MUT GRP	4,245	3,998	57.21	57.71	10.63	35.69
	4	200	UNITED SERV AUTOMOBILE ASSN GRP	3,127	2,939	82.80	82.74	7.83	43.52
	5	19	ASSURANT INC GRP	3,051	2,768	60.93	61.02	7.64	51.16
	6	3548	TRAVELERS GRP	2,697	2,446	21.95	24.70	6.75	57.92
	7	69	FARMERS INS GRP	1,594	859	8.98	9.02	3.99	61.91
	8	212	ZURICH INS GRP	1,487	1,641	32.19	33.66	3.72	65.63
	9	140	NATIONWIDE CORP GRP	1,473	1,578	99.62	104.80	3.69	69.32
	10	408	AMERICAN NATL FIN GRP	1,107	1,028	111.23	112.51	2.77	72.09
			**STATE TOTAL **	39,934	36,442	51.88	53.61	100.00	100.00
New York	1	12	AMERICAN INTL GRP	76,238	78,384	120.43	120.46	13.43	13.43
	2	65	FM GLOBAL GRP	66,477	69,819	58.24	58.22	11.71	25.14
	3	3548	TRAVELERS GRP	61,962	58,461	9.72	14.01	10.91	36.05
	4	19	ASSURANT INC GRP	37,645	36,619	95.42	95.45	6.63	42.68
	5	212	ZURICH INS GRP	28,900	25,527	-917.73	-906.29	5.09	47.77
	6	34843	NEW YORK SCHOOLS INS RECIP	22,449	21,502	51.18	52.48	3.95	51.72
	7	761	ALLIANZ INS GRP	17,419	16,887	- 22.97	- 16.77	3.07	54.79
	8	140	NATIONWIDE CORP GRP	14,939	12,519	42.00	48.33	2.63	57.42
	9	31	BERKSHIRE HATHAWAY GRP	14,488	3,070	52.09	61.70	2.55	59.97
	10	38	CHUBB INC GRP	13,767	13,477	253.32	256.77	2.42	62.40
			**STATE TOTAL **	567,790	531,758	55.86	58.26	100.00	100.00
North Carolina	1	65	FM GLOBAL GRP	34,963	34,405	6.95	6.90	12.90	12.90
	2	12	AMERICAN INTL GRP	23,775	25,764	0.33	0.23	8.77	21.66
	3	19	ASSURANT INC GRP	20,660	14,243	45.29	45.32	7.62	29.28
	4	324	NORTH CAROLINA FARM BUREAU GRP	19,934	20,506	42.15	42.12	7.35	36.64
	5	212	ZURICH INS GRP	18,151	16,991	20.56	20.86	6.69	43.33
	6	200	UNITED SERV AUTOMOBILE ASSN GRP	17,966	16,429	40.54	40.88	6.63	49.96
	7	3548	TRAVELERS GRP	13,360	11,836	- 40.78	- 39.97	4.93	54.88
	8	140	NATIONWIDE CORP GRP	11,946	11,567	40.13	41.86	4.41	59.29
	9	361	MUNICH RE GRP	8,604	8,651	35.41	35.63	3.17	62.46
	10	626	ACE LTD GRP	7,784	7,127	32.69	34.19	2.87	65.33
			**STATE TOTAL **	271,132	257,839	25.12	25.80	100.00	100.00
North Dakota	1	471	WELLS FARGO GRP	21,139	21,139	69.62	69.62	16.70	16.70
	2	626	ACE LTD GRP	14,810	14,783	12.03	12.05	11.70	28.41
	3	796	QBE INS GRP	12,403	13,018	47.83	47.94	9.80	38.21
	4	569	FARMERS MUT HAIL INS GRP	10,281	10,281	51.97	52.03	8.12	46.33
	5	303	GUIDEONE INS GRP	8,806	8,808	74.40	74.42	6.96	53.29
	6	65	FM GLOBAL GRP	7,185	6,598	12.57	12.65	5.68	58.97
	7	4726	ARCHER DANIELS MIDLAND GRP	6,106	3,808	58.00	58.22	4.82	63.79
	8	3500	NODAK MUT GRP	5,193	5,164	48.61	51.19	4.10	67.90
	9	84	AMERICAN FINANCIAL GRP	4,133	4,136	33.30	35.36	3.27	71.16
	10	306	CUNA MUT GRP	3,775	3,775	59.43	59.43	2.98	74.15
			**STATE TOTAL **	126,548	121,794	48.15	48.40	100.00	100.00

PROPERTY AND CASUALTY INSURANCE INDUSTRY
MARKET SHARE REPORT - TOTAL PREMIUM
BY GROUP
02.1 - ALLIED LINES

May 15, 2014

STATE	Rank	Group/ Company Code	Group/ Company Name	Direct Premiums Written (000)	Direct Premiums Earned (000)	Direct Loss to EP Ratio	Direct Loss & DCC to EP Ratio	Market Share %	Cumulative Market Share %
Ohio	1	65	FM GLOBAL GRP	39,262	35,964	60.00	59.93	15.24	15.24
	2	19	ASSURANT INC GRP	28,685	22,731	63.96	63.96	11.14	26.38
	3	12	AMERICAN INTL GRP	19,927	20,695	31.59	32.47	7.74	34.11
	4	212	ZURICH INS GRP	19,872	18,986	- 10.80	- 10.85	7.71	41.83
	5	3548	TRAVELERS GRP	14,531	14,680	5.20	6.10	5.64	47.47
	6	175	STATE AUTO MUT GRP	11,641	11,236	28.65	29.71	4.52	51.98
	7	244	CINCINNATI FIN GRP	11,536	10,550	59.58	61.06	4.48	56.46
	8	140	NATIONWIDE CORP GRP	8,634	8,175	48.57	49.94	3.35	59.81
	9	361	MUNICH RE GRP	6,942	7,125	59.02	60.39	2.69	62.51
	10	111	LIBERTY MUT GRP	6,520	6,488	51.33	53.53	2.53	65.04
			**STATE TOTAL **	257,608	241,936	40.61	41.21	100.00	100.00
Oklahoma	1	123	SHELTER INS GRP	20,039	18,376	137.17	138.43	10.99	10.99
	2	3548	TRAVELERS GRP	13,074	12,784	39.63	40.08	7.17	18.17
	3	212	ZURICH INS GRP	10,307	9,306	209.64	222.43	5.65	23.82
	4	111	LIBERTY MUT GRP	8,627	7,587	185.52	182.21	4.73	28.55
	5	200	UNITED SERV AUTOMOBILE ASSN GRP	8,292	7,891	189.79	190.26	4.55	33.10
	6	65	FM GLOBAL GRP	8,007	7,949	96.04	96.20	4.39	37.49
	7	12	AMERICAN INTL GRP	7,865	7,734	22.98	25.69	4.32	41.81
	8	19	ASSURANT INC GRP	7,484	4,994	224.17	224.30	4.11	45.91
	9	69	FARMERS INS GRP	6,865	4,828	2.85	2.89	3.77	49.68
	10	501	ALLEGHANY GRP	6,652	5,279	579.23	589.06	3.65	53.33
			**STATE TOTAL **	182,280	167,003	168.17	170.73	100.00	100.00
Oregon	1	65	FM GLOBAL GRP	12,047	13,189	4.42	4.46	17.29	17.29
	2	111	LIBERTY MUT GRP	8,281	8,152	43.24	44.42	11.89	29.18
	3	19	ASSURANT INC GRP	6,839	4,750	31.78	31.78	9.82	38.99
	4	12	AMERICAN INTL GRP	6,073	7,244	- 4.06	- 4.22	8.72	47.71
	5	3548	TRAVELERS GRP	4,519	4,223	14.49	16.20	6.49	54.19
	6	212	ZURICH INS GRP	3,532	3,363	50.58	51.63	5.07	59.26
	7	626	ACE LTD GRP	2,773	2,688	- 2.30	- 2.36	3.98	63.24
	8	200	UNITED SERV AUTOMOBILE ASSN GRP	2,281	2,197	33.33	33.74	3.27	66.52
	9	501	ALLEGHANY GRP	1,508	1,353	3.99	4.14	2.16	68.68
	10	140	NATIONWIDE CORP GRP	1,488	1,406	30.72	31.87	2.14	70.82
			**STATE TOTAL **	69,671	68,621	23.95	24.41	100.00	100.00
Pennsylvania	1	65	FM GLOBAL GRP	52,200	52,451	1.66	1.60	18.36	18.36
	2	19	ASSURANT INC GRP	21,056	14,745	62.63	62.63	7.41	25.77
	3	3548	TRAVELERS GRP	19,521	20,150	- 13.70	- 12.34	6.87	32.63
	4	212	ZURICH INS GRP	18,103	16,915	39.16	39.99	6.37	39.00
	5	12	AMERICAN INTL GRP	17,389	17,546	107.58	109.18	6.12	45.12
	6	69	FARMERS INS GRP	11,380	9,706	7.82	7.96	4.00	49.12
	7	140	NATIONWIDE CORP GRP	10,919	10,522	57.53	57.54	3.84	52.96
	8	111	LIBERTY MUT GRP	10,122	9,577	80.45	85.37	3.56	56.52
	9	242	SELECTIVE INS GRP	9,894	9,462	27.87	28.44	3.48	60.00
	10	213	ERIE INS GRP	7,872	7,918	49.36	51.54	2.77	62.77
			**STATE TOTAL **	284,300	273,559	32.99	33.78	100.00	100.00
Rhode Island	1	65	FM GLOBAL GRP	6,144	5,420	9.75	9.72	15.29	15.29
	2	22	ANDOVER GRP	2,703	2,403	42.31	42.59	6.73	22.02
	3	19	ASSURANT INC GRP	2,170	1,985	81.45	81.48	5.40	27.42
	4	12	AMERICAN INTL GRP	2,020	2,225	326.62	329.39	5.03	32.44
	5	242	SELECTIVE INS GRP	1,988	1,908	40.18	40.32	4.95	37.39
	6	140	NATIONWIDE CORP GRP	1,835	1,708	58.10	59.09	4.57	41.96
	7	212	ZURICH INS GRP	1,719	1,622	13.51	14.21	4.28	46.23
	8	361	MUNICH RE GRP	1,504	1,533	50.49	53.07	3.74	49.98
	9	3548	TRAVELERS GRP	1,471	2,203	26.39	27.87	3.66	53.64
	10	62	EMC INS CO GRP	1,416	1,271	18.29	18.15	3.52	57.16
			**STATE TOTAL **	40,186	38,049	67.80	69.38	100.00	100.00

PROPERTY AND CASUALTY INSURANCE INDUSTRY
MARKET SHARE REPORT - TOTAL PREMIUM
BY GROUP
02.1 - ALLIED LINES

May 15, 2014

STATE	Rank	Group/ Company Code	Group/ Company Name	Direct Premiums Written (000)	Direct Premiums Earned (000)	Direct Loss to EP Ratio	Direct Loss & DCC to EP Ratio	Market Share %	Cumulative Market Share %
South Carolina	1	65	FM GLOBAL GRP	18,494	17,037	16.52	16.53	9.20	9.20
	2	12	AMERICAN INTL GRP	18,103	17,487	23.12	23.82	9.00	18.20
	3	796	QBE INS GRP	16,559	16,568	5.46	6.22	8.24	26.44
	4	626	ACE LTD GRP	15,131	15,272	6.46	7.42	7.53	33.96
	5	501	ALLEGHANY GRP	10,540	11,456	2.28	2.33	5.24	39.21
	6	212	ZURICH INS GRP	10,112	9,876	24.57	24.98	5.03	44.24
	7	19	ASSURANT INC GRP	8,770	8,307	53.57	53.73	4.36	48.60
	8	3548	TRAVELERS GRP	7,084	6,942	43.37	45.24	3.52	52.12
	9	140	NATIONWIDE CORP GRP	7,075	6,780	35.68	36.71	3.52	55.64
	10	200	UNITED SERV AUTOMOBILE ASSN GRP	6,951	6,177	44.39	44.75	3.46	59.10
			STATE TOTAL	201,060	194,578	18.20	18.62	100.00	100.00
South Dakota	1	626	ACE LTD GRP	12,857	12,834	111.08	111.10	16.78	16.78
	2	471	WELLS FARGO GRP	11,985	11,985	83.97	83.97	15.64	32.42
	3	84	AMERICAN FINANCIAL GRP	10,126	10,125	60.61	60.62	13.22	45.64
	4	569	FARMERS MUT HAIL INS GRP	5,957	5,882	105.42	105.56	7.78	53.41
	5	796	QBE INS GRP	5,028	5,054	84.67	86.25	6.56	59.97
	6	303	GUIDEONE INS GRP	4,060	4,047	33.67	33.68	5.30	65.27
	7	4726	ARCHER DANIELS MIDLAND GRP	2,896	2,016	0.00	0.00	3.78	69.05
	8	65	FM GLOBAL GRP	2,286	2,327	20.04	20.11	2.98	72.04
	9	698	NORTH STAR CO GRP	1,912	1,750	63.86	64.19	2.50	74.53
	10	62	EMC INS CO GRP	1,817	1,679	109.45	109.59	2.37	76.90
			STATE TOTAL	76,621	74,754	109.79	110.82	100.00	100.00
Tennessee	1	65	FM GLOBAL GRP	25,943	25,489	19.96	19.96	14.97	14.97
	2	3548	TRAVELERS GRP	16,856	16,457	44.29	45.65	9.73	24.70
	3	12	AMERICAN INTL GRP	13,021	13,353	- 0.34	0.24	7.51	32.21
	4	19	ASSURANT INC GRP	11,534	7,838	112.26	112.31	6.66	38.86
	5	694	TENNESSEE FARMERS GRP	11,446	11,441	136.70	138.77	6.60	45.47
	6	212	ZURICH INS GRP	6,846	6,648	18.05	15.01	3.95	49.42
	7	111	LIBERTY MUT GRP	6,042	6,317	38.31	44.13	3.49	52.91
	8	200	UNITED SERV AUTOMOBILE ASSN GRP	5,647	5,316	62.40	63.18	3.26	56.16
	9	140	NATIONWIDE CORP GRP	4,073	3,962	42.22	43.76	2.35	58.51
	10	175	STATE AUTO MUT GRP	4,025	4,046	42.99	44.87	2.32	60.84
			STATE TOTAL	173,304	163,373	47.75	48.76	100.00	100.00
Texas	1	4766	TFP & TWI GRP	503,306	483,974	8.75	3.31	28.48	28.48
	2	12	AMERICAN INTL GRP	80,621	84,463	38.36	40.91	4.56	33.04
	3	69	FARMERS INS GRP	68,094	59,416	45.59	49.08	3.85	36.89
	4	212	ZURICH INS GRP	67,592	62,834	74.49	72.16	3.82	40.71
	5	65	FM GLOBAL GRP	61,270	62,934	36.07	35.96	3.47	44.18
	6	3548	TRAVELERS GRP	58,603	57,704	25.96	27.02	3.32	47.50
	7	626	ACE LTD GRP	55,606	53,114	12.43	13.34	3.15	50.64
	8	200	UNITED SERV AUTOMOBILE ASSN GRP	50,100	48,064	44.30	45.94	2.83	53.48
	9	501	ALLEGHANY GRP	48,299	48,682	29.33	30.46	2.73	56.21
	10	19	ASSURANT INC GRP	43,696	44,416	73.20	73.21	2.47	58.68
			STATE TOTAL	1,767,471	1,694,793	35.62	35.30	100.00	100.00
Utah	1	65	FM GLOBAL GRP	8,036	8,137	58.53	58.52	17.85	17.85
	2	19	ASSURANT INC GRP	7,643	6,716	48.70	48.71	16.97	34.82
	3	12	AMERICAN INTL GRP	7,161	7,062	- 0.44	1.32	15.90	50.72
	4	111	LIBERTY MUT GRP	2,629	2,480	42.15	43.13	5.84	56.56
	5	3548	TRAVELERS GRP	2,519	2,466	85.19	87.38	5.59	62.15
	6	140	NATIONWIDE CORP GRP	2,113	1,710	56.84	58.90	4.69	66.84
	7	212	ZURICH INS GRP	2,041	1,947	39.91	41.75	4.53	71.38
	8	200	UNITED SERV AUTOMOBILE ASSN GRP	1,386	1,105	64.27	64.61	3.08	74.46
	9	244	CINCINNATI FIN GRP	1,036	954	50.06	51.41	2.30	76.76
	10	408	AMERICAN NATL FIN GRP	905	889	48.18	49.81	2.01	78.77
			STATE TOTAL	45,032	43,115	42.51	43.27	100.00	100.00

PROPERTY AND CASUALTY INSURANCE INDUSTRY
MARKET SHARE REPORT - TOTAL PREMIUM
BY GROUP
02.1 - ALLIED LINES

May 15, 2014

STATE	Rank	Group/ Company Code	Group/ Company Name	Direct Premiums Written (000)	Direct Premiums Earned (000)	Direct Loss to EP Ratio	Direct Loss & DCC to EP Ratio	Market Share %	Cumulative Market Share %
Vermont	1	65	FM GLOBAL GRP	3,653	3,162	0.17	0.76	25.01	25.01
	2	408	AMERICAN NATL FIN GRP	1,186	1,150	45.10	44.95	8.12	33.13
	3	19	ASSURANT INC GRP	1,074	727	51.14	51.12	7.35	40.49
	4	18686	CO OPERATIVE INS CO	963	950	51.85	52.05	6.59	47.08
	5	234	VERMONT MUT GRP	906	844	30.83	30.83	6.20	53.29
	6	98	WR BERKLEY CORP GRP	740	754	10.91	11.41	5.07	58.35
	7	111	LIBERTY MUT GRP	628	613	48.39	51.26	4.30	62.65
	8	212	ZURICH INS GRP	463	443	18.80	18.87	3.17	65.82
	9	501	ALLEGHANY GRP	417	430	6.65	6.88	2.86	68.68
	10	244	CINCINNATI FIN GRP	370	358	50.82	53.84	2.53	71.21
			STATE TOTAL	14,605	13,751	98.68	99.58	100.00	100.00
Virginia	1	65	FM GLOBAL GRP	24,598	23,705	1.48	1.35	13.71	13.71
	2	3548	TRAVELERS GRP	22,865	21,965	17.66	19.03	12.74	26.45
	3	200	UNITED SERV AUTOMOBILE ASSN GRP	19,282	18,503	44.32	44.76	10.75	37.20
	4	12	AMERICAN INTL GRP	16,005	15,765	49.36	49.48	8.92	46.12
	5	212	ZURICH INS GRP	13,560	12,182	15.39	15.74	7.56	53.68
	6	19	ASSURANT INC GRP	8,975	8,599	30.87	30.87	5.00	58.68
	7	140	NATIONWIDE CORP GRP	7,403	7,192	43.77	45.31	4.13	62.81
	8	242	SELECTIVE INS GRP	6,773	6,554	51.55	51.15	3.78	66.58
	9	111	LIBERTY MUT GRP	4,993	4,562	22.38	23.25	2.78	69.37
	10	501	ALLEGHANY GRP	3,665	3,553	- 0.44	- 1.01	2.04	71.41
			STATE TOTAL	179,416	171,143	30.74	31.24	100.00	100.00
Washington	1	12	AMERICAN INTL GRP	23,475	24,093	9.96	10.32	15.50	15.50
	2	65	FM GLOBAL GRP	22,592	21,138	6.29	6.31	14.92	30.42
	3	111	LIBERTY MUT GRP	17,406	16,032	15.74	17.06	11.49	41.91
	4	200	UNITED SERV AUTOMOBILE ASSN GRP	9,186	8,814	37.83	38.21	6.07	47.98
	5	19	ASSURANT INC GRP	8,735	7,804	39.57	39.60	5.77	53.74
	6	3548	TRAVELERS GRP	7,515	7,562	22.49	24.04	4.96	58.71
	7	212	ZURICH INS GRP	6,783	6,529	275.51	274.55	4.48	63.19
	8	626	ACE LTD GRP	4,092	4,044	153.98	154.13	2.70	65.89
	9	471	WELLS FARGO GRP	3,379	3,379	106.23	106.23	2.23	68.12
	10	306	CUNA MUT GRP	3,212	3,242	163.78	163.78	2.12	70.24
			STATE TOTAL	151,447	146,525	48.93	50.04	100.00	100.00
West Virginia	1	408	AMERICAN NATL FIN GRP	4,361	4,104	22.77	22.96	12.05	12.05
	2	212	ZURICH INS GRP	3,520	3,343	50.75	51.92	9.72	21.77
	3	65	FM GLOBAL GRP	2,275	1,937	0.00	0.01	6.28	28.05
	4	175	STATE AUTO MUT GRP	2,273	2,166	25.74	27.75	6.28	34.33
	5	3548	TRAVELERS GRP	1,929	1,989	- 32.84	- 31.84	5.33	39.66
	6	19	ASSURANT INC GRP	1,868	1,450	44.38	44.38	5.16	44.82
	7	361	MUNICH RE GRP	1,739	1,724	22.47	22.59	4.80	49.62
	8	140	NATIONWIDE CORP GRP	1,508	1,320	42.36	43.14	4.17	53.79
	9	517	HANNOVER GRP	1,500	1,416	344.15	351.14	4.14	57.93
	10	181	SWISS RE GRP	1,395	2,246	- 1.41	- 1.69	3.85	61.79
			STATE TOTAL	36,202	35,644	58.01	59.09	100.00	100.00
Wisconsin	1	65	FM GLOBAL GRP	22,616	22,750	6.26	6.26	15.41	15.41
	2	15350	WEST BEND MUT INS CO	19,552	19,039	38.06	38.52	13.32	28.73
	3	12	AMERICAN INTL GRP	8,538	7,850	173.44	173.87	5.82	34.55
	4	3548	TRAVELERS GRP	7,134	6,990	12.96	14.83	4.86	39.41
	5	212	ZURICH INS GRP	6,802	6,497	11.50	11.34	4.64	44.05
	6	14184	ACUITY A MUT INS CO	6,400	6,045	43.39	43.68	4.36	48.41
	7	19	ASSURANT INC GRP	5,050	3,590	68.09	68.09	3.44	51.85
	8	569	FARMERS MUT HAIL INS GRP	4,201	4,228	25.60	25.69	2.86	54.71
	9	62	EMC INS CO GRP	3,936	3,561	59.53	59.57	2.68	57.39
	10	15091	RURAL MUT INS CO	3,529	3,529	15.06	15.54	2.40	59.80
			STATE TOTAL	146,756	139,608	37.99	38.60	100.00	100.00

PROPERTY AND CASUALTY INSURANCE INDUSTRY
MARKET SHARE REPORT - TOTAL PREMIUM
BY GROUP
02.1 - ALLIED LINES

May 15, 2014

STATE	Rank	Group/ Company Code	Group/ Company Name	Direct Premiums Written (000)	Direct Premiums Earned (000)	Direct Loss to EP Ratio	Direct Loss & DCC to EP Ratio	Market Share %	Cumulative Market Share %
Wyoming	1	12	AMERICAN INTL GRP	4,251	4,070	9.38	9.39	18.43	18.43
	2	65	FM GLOBAL GRP	3,491	3,408	2.94	2.94	15.14	33.57
	3	212	ZURICH INS GRP	2,665	2,966	29.05	30.59	11.56	45.12
	4	111	LIBERTY MUT GRP	1,750	1,678	59.06	59.50	7.59	52.71
	5	140	NATIONWIDE CORP GRP	1,299	1,227	84.58	85.39	5.63	58.34
	6	3548	TRAVELERS GRP	774	805	42.66	44.26	3.35	61.70
	7	62	EMC INS CO GRP	771	736	57.63	57.73	3.34	65.04
	8	471	WELLS FARGO GRP	726	726	155.98	155.98	3.15	68.19
	9	200	UNITED SERV AUTOMOBILE ASSN GRP	658	633	66.39	66.45	2.85	71.04
	10	10103	AMERICAN AGRICULTURAL INS CO	560	560	60.75	61.90	2.43	73.47
			STATE TOTAL	23,064	22,686	46.64	47.16	100.00	100.00
American Samoa	1	1285	XL AMER GRP	18	4	0.60	0.62	99.98	99.98
	2	65	FM GLOBAL GRP	0	0	0.00	50.00	0.02	100.00
			STATE TOTAL	18	18	- 38.75	- 42.14	100.00	100.00
Guam	1	12	AMERICAN INTL GRP	9,306	6,043	28.34	28.66	38.99	38.99
	2	4672	DONGBU INS GRP	3,739	2,492	67.62	69.52	15.67	54.66
	3	12633	CENTURY INS CO GU LTD	2,978	1,230	20.50	21.07	12.48	67.13
	4	18380	PACIFIC IND INS CO	2,167	2,176	0.00	0.00	9.08	76.21
	5	626	ACE LTD GRP	1,947	1,994	- 0.09	- 0.13	8.16	84.37
	6	4715	MS & AD INS GRP	1,777	1,782	0.03	0.03	7.44	91.81
	7	13597	CHUNG KUO INS CO LTD	938	996	0.03	0.06	3.93	95.74
	8	10972	FIRST NET INS CO	937	871	1.62	2.04	3.93	99.67
	9	65	FM GLOBAL GRP	33	39	0.00	0.00	0.14	99.80
	10	3098	TOKIO MARINE HOLDINGS INC GRP	27	25	0.00	0.00	0.11	99.92
			STATE TOTAL	23,869	17,663	20.71	21.14	100.00	100.00
Puerto Rico	1	411	MAPFRE INS GRP	37,585	31,237	1.95	2.10	25.66	25.66
	2	3526	COOPERATIVA DE SEGUROS MULTIPLES GRP	28,236	29,252	1.81	1.90	19.28	44.94
	3	12	AMERICAN INTL GRP	13,876	15,246	2.83	3.52	9.47	54.41
	4	19	ASSURANT INC GRP	10,242	10,527	1.82	1.82	6.99	61.41
	5	65	FM GLOBAL GRP	9,639	8,054	2.48	2.48	6.58	67.99
	6	3593	USIC GRP	9,220	8,637	0.59	0.71	6.30	74.28
	7	4802	TRIPLE S GRP	8,360	9,404	8.43	8.93	5.71	79.99
	8	10308	ANTILLES INS CO	7,999	5,057	0.23	0.48	5.46	85.45
	9	71	UNIVERSAL INS CO GRP	5,916	6,206	0.29	0.35	4.04	89.49
	10	26778	INTEGRAND ASSUR CO	4,278	3,889	6.76	7.45	2.92	92.41
			STATE TOTAL	146,467	138,532	3.64	3.89	100.00	100.00
U.S. Virgin Islands	1	626	ACE LTD GRP	1,148	1,155	3.09	3.94	25.89	25.89
	2	4706	LOCKHART CO GRP	728	754	0.00	0.00	16.43	42.32
	3	411	MAPFRE INS GRP	726	760	- 0.38	- 0.27	16.37	58.69
	4	3526	COOPERATIVA DE SEGUROS MULTIPLES GRP	458	474	0.33	0.74	10.34	69.03
	5	501	ALLEGHANY GRP	409	461	- 0.06	- 0.07	9.24	78.27
	6	12	AMERICAN INTL GRP	301	487	8.41	8.99	6.78	85.04
	7	19	ASSURANT INC GRP	228	155	3.51	3.51	5.14	90.19
	8	65	FM GLOBAL GRP	152	144	0.00	0.00	3.42	93.61
	9	181	SWISS RE GRP	134	103	- 30.83	- 33.77	3.02	96.63
	10	212	ZURICH INS GRP	54	65	37.73	30.21	1.22	97.85
			STATE TOTAL	4,433	4,832	- 0.02	0.11	100.00	100.00
Northern Mariana Islands	1	4672	DONGBU INS GRP	114	110	0.00	0.00	64.39	64.39
	2	18380	PACIFIC IND INS CO	50	53	0.00	0.00	28.09	92.47
	3	10972	FIRST NET INS CO	13	13	0.24	0.26	7.42	99.89
	4	65	FM GLOBAL GRP	0	0	0.00	0.00	0.11	100.00
			STATE TOTAL	178	177	0.02	0.02	100.00	100.00

PROPERTY AND CASUALTY INSURANCE INDUSTRY
MARKET SHARE REPORT - TOTAL PREMIUM
BY GROUP
02.1 - ALLIED LINES

May 15, 2014

STATE	Rank	Group/ Company Code	Group/ Company Name	Direct Premiums Written (000)	Direct Premiums Earned (000)	Direct Loss to EP Ratio	Direct Loss & DCC to EP Ratio	Market Share %	Cumulative Market Share %
Canada	1	65	FM GLOBAL GRP	128,615	128,031	20.02	20.12	83.64	83.64
	2	181	SWISS RE GRP	20,333	17,185	203.83	201.15	13.22	96.86
	3	3548	TRAVELERS GRP	2,975	3,272	- 12.55	- 11.80	1.93	98.80
	4	3416	AXIS CAPITAL GRP	1,046	1,204	1434.29	1465.06	0.68	99.48
	5	176	STATE FARM GRP	375	358	51.28	51.77	0.24	99.72
	6	1285	XL AMER GRP	354	323	- 19.74	- 16.97	0.23	99.95
	7	212	ZURICH INS GRP	156	140	6.80	6.80	0.10	100.00
	8	4509	IRONSHORE GRP	30	28	1.29	48.92	0.02	100.00
	9	3098	TOKIO MARINE HOLDINGS INC GRP	6	11	- 3.38	- 3.71	0.00	100.00
	10	218	CNA INS GRP	4	10	1852.90	1874.56	0.00	100.00
			STATE TOTAL	153,774	150,642	51.43	51.49	100.00	100.00
Aggregate Other Alien	1	65	FM GLOBAL GRP	24,075	21,445	1.80	1.82	52.17	52.17
	2	111	LIBERTY MUT GRP	18,146	18,643	72.82	76.56	39.32	91.49
	3	3548	TRAVELERS GRP	5,890	6,017	9.76	11.12	12.76	100.00
	4	212	ZURICH INS GRP	4,103	4,286	514.25	516.52	8.89	100.00
	5	38	CHUBB INC GRP	2,541	3,223	-148.40	-153.81	5.51	100.00
	6	181	SWISS RE GRP	2,344	2,198	-116.88	-126.58	5.08	100.00
	7	984	HCC INS HOLDINGS GRP	1,935	1,431	93.53	94.21	4.19	100.00
	8	1285	XL AMER GRP	1,709	1,753	762.48	806.70	3.70	100.00
	9	3416	AXIS CAPITAL GRP	1,286	1,738	415.81	426.45	2.79	100.00
	10	4381	HOUSTON INTL INS GRP	1,043	435	45.54	45.72	2.26	100.00
			STATE TOTAL	46,145	84,146	7.45	6.00	100.00	100.00

02.2—Multiple Peril Crop

PROPERTY AND CASUALTY INSURANCE INDUSTRY
MARKET SHARE REPORT - TOTAL PREMIUM
BY GROUP
02.2 - MULTIPLE PERIL CROP

May 15, 2014

STATE	Rank	Group/ Company Code	Group/ Company Name	Direct Premiums Written (000)	Direct Premiums Earned (000)	Direct Loss to EP Ratio	Direct Loss & DCC to EP Ratio	Market Share %	Cumulative Market Share %
Countrywide	1	471	WELLS FARGO GRP	2,335,794	2,413,221	109.65	109.65	20.03	20.03
	2	626	ACE LTD GRP	2,145,182	2,201,362	93.22	93.22	18.40	38.43
	3	796	QBE INS GRP	1,531,478	1,538,206	98.38	98.37	13.14	51.57
	4	84	AMERICAN FINANCIAL GRP	987,301	996,472	120.24	120.69	8.47	60.03
	5	3786	ENDURANCE GRP	896,077	899,633	121.03	121.03	7.69	67.72
	6	306	CUNA MUT GRP	571,750	578,473	104.84	104.84	4.90	72.62
	7	303	GUIDEONE INS GRP	537,315	546,256	82.31	82.31	4.61	77.23
	8	569	FARMERS MUT HAIL INS GRP	501,193	515,784	96.81	96.82	4.30	81.53
	9	4693	DEERE & CO GRP	435,899	440,930	104.92	104.92	3.74	85.27
	10	4726	ARCHER DANIELS MIDLAND GRP	354,342	310,292	208.54	208.54	3.04	88.31
	11	1120	EVEREST REINS HOLDINGS GRP	325,036	321,062	132.57	132.77	2.79	91.10
	12	158	FAIRFAX FIN GRP	242,403	242,403	138.65	140.26	2.08	93.18
	13	225	IAT REINS CO GRP	183,962	183,962	186.61	186.61	1.58	94.75
	14	513	IOWA FARM BUREAU GRP	167,960	177,049	130.16	130.16	1.44	96.19
	15	50	COUNTRY INS & FIN SERV GRP	102,797	102,840	43.19	43.19	0.88	97.08
	16	3500	NODAK MUT GRP	55,576	55,576	82.96	83.97	0.48	97.55
	17	176	STATE FARM GRP	54,847	53,454	132.11	132.11	0.47	98.02
	18	1285	XL AMER GRP	51,915	41,189	60.17	60.92	0.45	98.47
	19	10103	AMERICAN AGRICULTURAL INS CO	47,190	47,190	47.15	49.06	0.40	98.87
	20	4670	STARR GRP	45,702	38,315	96.53	107.25	0.39	99.26
	21	361	MUNICH RE GRP	32,787	32,787	77.84	78.66	0.28	99.55
	22	542	INDIANA FARM BUREAU GRP	31,607	31,607	85.73	85.73	0.27	99.82
	23	324	NORTH CAROLINA FARM BUREAU GRP	8,846	8,846	22.50	22.50	0.08	99.89
	24	1129	WHITE MOUNTAINS GRP	8,333	2,228	97.75	97.75	0.07	99.96
	25	842	FARM BUREAU GRP	3,474	3,474	81.35	81.35	0.03	99.99
	26	311	MAIN STREET AMER GRP	759	759	24813.53	24813.53	0.01	100.00
	27	181	SWISS RE GRP	87	50	14.75	15.36	0.00	100.00
	28	12	AMERICAN INTL GRP	59	602	-243.71	-244.99	0.00	100.00
	29	26697	CASUALTY UNDERWRITERS INS CO	14	57	405.72	405.72	0.00	100.00
			INDUSTRY TOTAL	11,659,476	11,787,434	110.20	110.33	100.00	100.00

PROPERTY AND CASUALTY INSURANCE INDUSTRY
MARKET SHARE REPORT - TOTAL PREMIUM
BY GROUP
02.2 - MULTIPLE PERIL CROP

May 15, 2014

STATE	Rank	Group/ Company Code	Group/ Company Name	Direct Premiums Written (000)	Direct Premiums Earned (000)	Direct Loss to EP Ratio	Direct Loss & DCC to EP Ratio	Market Share %	Cumulative Market Share %
Alabama	1	626	ACE LTD GRP	31,883	32,679	19.39	19.39	44.62	44.62
	2	471	WELLS FARGO GRP	18,279	17,901	63.20	63.20	25.58	70.21
	3	3786	ENDURANCE GRP	9,654	9,660	45.39	45.39	13.51	83.72
	4	225	IAT REINS CO GRP	3,850	3,850	52.13	52.13	5.39	89.11
	5	84	AMERICAN FINANCIAL GRP	3,146	3,160	5.79	5.39	4.40	93.51
	6	303	GUIDEONE INS GRP	1,778	1,771	30.33	30.33	2.49	96.00
	7	796	QBE INS GRP	1,099	1,084	17.89	17.89	1.54	97.54
	8	306	CUNA MUT GRP	1,056	1,056	- 33.41	- 33.41	1.48	99.02
	9	4693	DEERE & CO GRP	664	671	7.06	7.06	0.93	99.95
	10	761	ALLIANZ INS GRP	34	52	27.48	27.48	0.05	99.99
			STATE TOTAL	71,449	71,916	35.08	35.06	100.00	100.00
Alaska	1	471	WELLS FARGO GRP	100	99	329.73	329.73	100.00	100.00
			STATE TOTAL	100	99	328.54	328.54	100.00	100.00
Arizona	1	626	ACE LTD GRP	8,191	8,363	145.49	145.49	42.52	42.52
	2	471	WELLS FARGO GRP	3,612	2,946	66.19	66.19	18.75	61.27
	3	796	QBE INS GRP	3,294	3,254	39.40	39.64	17.10	78.37
	4	306	CUNA MUT GRP	2,979	3,088	116.96	116.96	15.46	93.84
	5	4670	STARR GRP	893	749	96.53	107.25	4.63	98.47
	6	513	IOWA FARM BUREAU GRP	119	119	423.12	423.12	0.62	99.09
	7	84	AMERICAN FINANCIAL GRP	56	30	1.37	2.04	0.29	99.38
	8	225	IAT REINS CO GRP	55	55	8.99	8.99	0.28	99.67
	9	4726	ARCHER DANIELS MIDLAND GRP	48	48	0.00	0.00	0.25	99.92
	10	1285	XL AMER GRP	20	12	0.00	0.00	0.10	100.00
			STATE TOTAL	19,263	18,663	108.41	108.86	100.00	100.00
Arkansas	1	303	GUIDEONE INS GRP	27,328	28,441	123.23	123.23	18.64	18.64
	2	4726	ARCHER DANIELS MIDLAND GRP	19,427	17,542	136.30	136.30	13.25	31.90
	3	84	AMERICAN FINANCIAL GRP	17,441	17,489	114.77	114.93	11.90	43.79
	4	4693	DEERE & CO GRP	17,400	17,485	111.90	111.90	11.87	55.66
	5	471	WELLS FARGO GRP	14,879	15,343	116.73	116.73	10.15	65.82
	6	3786	ENDURANCE GRP	13,584	13,772	75.57	75.57	9.27	75.08
	7	626	ACE LTD GRP	11,484	11,861	55.76	55.76	7.83	82.92
	8	306	CUNA MUT GRP	9,240	9,239	115.07	115.07	6.30	89.22
	9	796	QBE INS GRP	7,262	7,460	67.02	67.02	4.95	94.17
	10	569	FARMERS MUT HAIL INS GRP	4,692	4,731	83.16	83.20	3.20	97.38
			STATE TOTAL	146,583	147,268	108.09	108.08	100.00	100.00
California	1	796	QBE INS GRP	62,340	60,653	50.24	50.24	19.91	19.91
	2	626	ACE LTD GRP	61,207	63,010	31.71	31.71	19.55	39.46
	3	1285	XL AMER GRP	51,718	38,133	73.02	74.34	16.52	55.97
	4	471	WELLS FARGO GRP	47,720	42,032	54.15	54.15	15.24	71.21
	5	306	CUNA MUT GRP	35,630	37,455	- 14.65	- 14.65	11.38	82.59
	6	225	IAT REINS CO GRP	26,260	26,260	59.29	59.29	8.39	90.98
	7	84	AMERICAN FINANCIAL GRP	19,045	15,370	50.87	51.84	6.08	97.06
	8	3786	ENDURANCE GRP	6,654	6,015	34.03	34.03	2.12	99.19
	9	4693	DEERE & CO GRP	1,673	1,368	159.42	159.42	0.53	99.72
	10	176	STATE FARM GRP	1,000	970	14.00	14.00	0.32	100.00
			STATE TOTAL	313,119	291,622	41.51	41.71	100.00	100.00
Colorado	1	626	ACE LTD GRP	49,852	56,016	155.45	155.45	22.45	22.45
	2	471	WELLS FARGO GRP	43,244	46,218	191.68	191.68	19.48	41.93
	3	3786	ENDURANCE GRP	37,619	38,208	180.26	180.26	16.94	58.88
	4	84	AMERICAN FINANCIAL GRP	27,789	29,926	213.80	213.92	12.52	71.39
	5	796	QBE INS GRP	20,186	17,200	154.84	154.84	9.09	80.48
	6	306	CUNA MUT GRP	17,599	18,007	209.50	209.50	7.93	88.41
	7	361	MUNICH RE GRP	7,542	7,542	247.12	253.86	3.40	91.81
	8	4693	DEERE & CO GRP	5,616	6,053	126.45	126.45	2.53	94.34
	9	1120	EVEREST REINS HOLDINGS GRP	4,914	5,109	172.23	172.25	2.21	96.55
	10	569	FARMERS MUT HAIL INS GRP	2,656	2,891	117.71	119.15	1.20	97.75
			STATE TOTAL	222,021	237,901	178.50	178.70	100.00	100.00

PROPERTY AND CASUALTY INSURANCE INDUSTRY
MARKET SHARE REPORT - TOTAL PREMIUM
BY GROUP
02.2 - MULTIPLE PERIL CROP

May 15, 2014

STATE	Rank	Group/ Company Code	Group/ Company Name	Direct Premiums Written (000)	Direct Premiums Earned (000)	Direct Loss to EP Ratio	Direct Loss & DCC to EP Ratio	Market Share %	Cumulative Market Share %
Connecticut	1	471	WELLS FARGO GRP	4,532	5,110	28.40	28.40	92.42	92.42
	2	626	ACE LTD GRP	433	435	3.11	3.11	8.82	100.00
			STATE TOTAL	4,903	5,562	26.65	26.65	100.00	100.00
Delaware	1	471	WELLS FARGO GRP	9,775	10,101	71.64	71.64	75.58	75.58
	2	3786	ENDURANCE GRP	1,574	1,657	81.48	81.48	12.17	87.75
	3	626	ACE LTD GRP	732	742	31.71	31.71	5.66	93.41
	4	4693	DEERE & CO GRP	610	654	75.22	75.22	4.72	98.13
	5	4726	ARCHER DANIELS MIDLAND GRP	101	46	12.35	12.35	0.78	98.92
	6	761	ALLIANZ INS GRP	88	134	10.81	10.81	0.68	99.59
	7	306	CUNA MUT GRP	53	50	260.15	260.15	0.41	100.00
			STATE TOTAL	12,932	13,383	70.70	70.70	100.00	100.00
District Of Columbia			**STATE TOTAL**	0	0	N/A	N/A		100.00
Florida	1	626	ACE LTD GRP	37,889	36,142	27.50	27.50	37.65	37.65
	2	3786	ENDURANCE GRP	22,270	13,953	16.32	16.32	22.13	59.78
	3	84	AMERICAN FINANCIAL GRP	15,207	13,869	59.84	62.29	15.11	74.89
	4	306	CUNA MUT GRP	14,070	18,939	27.72	27.72	13.98	88.87
	5	471	WELLS FARGO GRP	6,461	6,647	63.21	63.21	6.42	95.29
	6	303	GUIDEONE INS GRP	1,820	9,591	- 42.65	- 42.65	1.81	97.10
	7	4693	DEERE & CO GRP	1,040	1,093	51.16	51.16	1.03	98.14
	8	796	QBE INS GRP	827	706	50.58	50.58	0.82	98.96
	9	225	IAT REINS CO GRP	770	770	27.32	27.32	0.77	99.72
	10	176	STATE FARM GRP	265	265	118.52	118.52	0.26	99.99
			STATE TOTAL	100,633	102,007	25.43	25.63	100.00	100.00
Georgia	1	626	ACE LTD GRP	33,130	32,840	57.00	57.00	25.14	25.14
	2	3786	ENDURANCE GRP	30,167	29,592	67.38	67.38	22.89	48.04
	3	471	WELLS FARGO GRP	18,987	18,672	62.03	62.03	14.41	62.45
	4	303	GUIDEONE INS GRP	17,567	17,312	36.45	36.45	13.33	75.78
	5	84	AMERICAN FINANCIAL GRP	15,120	15,199	50.68	50.23	11.48	87.26
	6	306	CUNA MUT GRP	14,526	14,851	38.97	38.97	11.02	98.28
	7	796	QBE INS GRP	1,264	1,261	79.48	79.48	0.96	99.24
	8	4726	ARCHER DANIELS MIDLAND GRP	649	446	120.44	120.44	0.49	99.73
	9	225	IAT REINS CO GRP	335	335	14.50	14.50	0.25	99.99
	10	176	STATE FARM GRP	38	38	77.66	77.66	0.03	100.00
			STATE TOTAL	131,765	130,539	56.48	56.41	100.00	100.00
Hawaii	1	306	CUNA MUT GRP	1,323	1,315	- 1.62	- 1.62	62.48	62.48
	2	471	WELLS FARGO GRP	796	471	8.30	8.30	37.59	100.00
			STATE TOTAL	2,118	1,787	0.97	0.97	100.00	100.00
Idaho	1	626	ACE LTD GRP	18,803	20,183	47.47	47.47	27.72	27.72
	2	3786	ENDURANCE GRP	13,573	14,402	51.12	51.12	20.01	47.73
	3	471	WELLS FARGO GRP	11,075	14,114	50.16	50.16	16.33	64.06
	4	4693	DEERE & CO GRP	8,966	9,399	48.20	48.20	13.22	77.28
	5	796	QBE INS GRP	7,488	8,165	28.60	28.60	11.04	88.32
	6	842	FARM BUREAU GRP	3,474	3,474	81.35	81.35	5.12	93.44
	7	84	AMERICAN FINANCIAL GRP	2,086	2,094	66.26	66.05	3.08	96.52
	8	306	CUNA MUT GRP	2,045	2,354	97.71	97.71	3.02	99.53
	9	4726	ARCHER DANIELS MIDLAND GRP	238	238	0.00	0.00	0.35	99.88
	10	176	STATE FARM GRP	38	37	33.00	33.00	0.06	99.94
			STATE TOTAL	67,827	74,518	50.05	50.04	100.00	100.00

PROPERTY AND CASUALTY INSURANCE INDUSTRY
MARKET SHARE REPORT - TOTAL PREMIUM
BY GROUP
02.2 - MULTIPLE PERIL CROP

May 15, 2014

STATE	Rank	Group/ Company Code	Group/ Company Name	Direct Premiums Written (000)	Direct Premiums Earned (000)	Direct Loss to EP Ratio	Direct Loss & DCC to EP Ratio	Market Share %	Cumulative Market Share %
Illinois	1	84	AMERICAN FINANCIAL GRP	146,031	146,902	190.19	190.90	18.00	18.00
	2	471	WELLS FARGO GRP	127,546	126,453	229.66	229.66	15.72	33.72
	3	50	COUNTRY INS & FIN SERV GRP	102,797	102,840	43.19	43.19	12.67	46.40
	4	4726	ARCHER DANIELS MIDLAND GRP	81,970	78,934	379.58	379.58	10.10	56.50
	5	796	QBE INS GRP	67,100	67,571	90.76	90.77	8.27	64.77
	6	303	GUIDEONE INS GRP	50,750	51,351	53.33	53.33	6.26	71.03
	7	225	IAT REINS CO GRP	41,928	41,928	273.19	273.19	5.17	76.20
	8	569	FARMERS MUT HAIL INS GRP	41,404	42,147	- 15.18	- 15.18	5.10	81.30
	9	4693	DEERE & CO GRP	37,152	37,102	108.93	108.93	4.58	85.88
	10	626	ACE LTD GRP	35,595	37,098	46.81	46.81	4.39	90.27
			**STATE TOTAL **	811,227	809,140	176.77	176.93	100.00	100.00
Indiana	1	796	QBE INS GRP	79,841	80,341	131.13	131.13	18.13	18.13
	2	84	AMERICAN FINANCIAL GRP	60,445	60,641	111.46	111.44	13.73	31.86
	3	626	ACE LTD GRP	36,896	38,031	81.81	81.81	8.38	40.24
	4	471	WELLS FARGO GRP	35,733	35,843	52.62	52.62	8.11	48.35
	5	569	FARMERS MUT HAIL INS GRP	35,531	35,820	24.12	24.13	8.07	56.42
	6	542	INDIANA FARM BUREAU GRP	31,607	31,607	85.73	85.73	7.18	63.60
	7	4693	DEERE & CO GRP	29,798	29,938	48.40	48.40	6.77	70.37
	8	3786	ENDURANCE GRP	29,453	29,430	107.34	107.34	6.69	77.05
	9	306	CUNA MUT GRP	28,387	27,525	104.95	104.95	6.45	83.50
	10	303	GUIDEONE INS GRP	24,548	24,793	24.72	24.72	5.57	89.07
			**STATE TOTAL **	440,347	440,392	113.14	113.21	100.00	100.00
Iowa	1	626	ACE LTD GRP	207,901	210,634	183.35	183.35	21.93	21.93
	2	569	FARMERS MUT HAIL INS GRP	148,248	148,273	157.96	157.97	15.63	37.56
	3	796	QBE INS GRP	121,514	121,525	156.60	156.60	12.82	50.38
	4	471	WELLS FARGO GRP	113,932	113,948	185.75	185.75	12.02	62.39
	5	84	AMERICAN FINANCIAL GRP	107,133	107,139	171.89	171.91	11.30	73.69
	6	3786	ENDURANCE GRP	63,323	63,361	242.94	242.94	6.68	80.37
	7	513	IOWA FARM BUREAU GRP	58,612	58,606	171.73	171.73	6.18	86.55
	8	4693	DEERE & CO GRP	41,532	41,532	186.35	186.35	4.38	90.93
	9	306	CUNA MUT GRP	26,995	26,948	186.61	186.61	2.85	93.78
	10	1120	EVEREST REINS HOLDINGS GRP	15,131	15,026	90.79	91.34	1.60	95.37
			**STATE TOTAL **	948,188	948,064	179.66	179.78	100.00	100.00
Kansas	1	471	WELLS FARGO GRP	205,921	211,130	108.64	108.64	26.04	26.04
	2	626	ACE LTD GRP	124,097	141,539	127.76	127.76	15.70	41.74
	3	84	AMERICAN FINANCIAL GRP	96,953	104,542	125.38	126.86	12.26	54.00
	4	796	QBE INS GRP	90,649	92,791	99.03	99.03	11.47	65.47
	5	513	IOWA FARM BUREAU GRP	79,407	87,406	113.41	113.41	10.04	75.51
	6	569	FARMERS MUT HAIL INS GRP	40,206	49,006	104.42	104.43	5.09	80.60
	7	4693	DEERE & CO GRP	29,246	30,590	100.35	100.35	3.70	84.30
	8	303	GUIDEONE INS GRP	24,863	24,923	124.34	124.34	3.14	87.44
	9	225	IAT REINS CO GRP	24,120	24,120	114.39	114.39	3.05	90.49
	10	1120	EVEREST REINS HOLDINGS GRP	18,916	19,594	157.49	157.57	2.39	92.88
			**STATE TOTAL **	790,648	839,542	117.91	118.10	100.00	100.00
Kentucky	1	471	WELLS FARGO GRP	55,512	54,235	41.60	41.60	33.98	33.98
	2	796	QBE INS GRP	34,755	34,834	- 37.36	- 37.32	21.27	55.25
	3	3786	ENDURANCE GRP	22,434	22,178	16.02	16.02	13.73	68.98
	4	626	ACE LTD GRP	13,811	14,293	26.48	26.48	8.45	77.44
	5	4693	DEERE & CO GRP	10,338	10,341	81.88	81.88	6.33	83.77
	6	303	GUIDEONE INS GRP	8,324	8,577	23.36	23.36	5.10	88.86
	7	10103	AMERICAN AGRICULTURAL INS CO	6,351	6,351	- 66.90	- 64.83	3.89	92.75
	8	306	CUNA MUT GRP	4,922	4,711	75.81	75.81	3.01	95.76
	9	84	AMERICAN FINANCIAL GRP	3,395	3,505	5.39	4.61	2.08	97.84
	10	4726	ARCHER DANIELS MIDLAND GRP	1,981	2,676	299.75	299.75	1.21	99.05
			**STATE TOTAL **	163,373	162,576	31.90	31.98	100.00	100.00

PROPERTY AND CASUALTY INSURANCE INDUSTRY
MARKET SHARE REPORT - TOTAL PREMIUM
BY GROUP
02.2 - MULTIPLE PERIL CROP

May 15, 2014

STATE	Rank	Group/ Company Code	Group/ Company Name	Direct Premiums Written (000)	Direct Premiums Earned (000)	Direct Loss to EP Ratio	Direct Loss & DCC to EP Ratio	Market Share %	Cumulative Market Share %
Louisiana	1	303	GUIDEONE INS GRP	35,178	36,377	44.72	44.72	36.35	36.35
	2	626	ACE LTD GRP	30,682	31,957	22.42	22.42	31.70	68.05
	3	84	AMERICAN FINANCIAL GRP	6,621	6,768	89.65	89.70	6.84	74.89
	4	3786	ENDURANCE GRP	5,391	5,531	36.84	36.84	5.57	80.46
	5	796	QBE INS GRP	4,890	5,011	53.15	51.89	5.05	85.51
	6	471	WELLS FARGO GRP	4,227	3,749	36.34	36.34	4.37	89.88
	7	4693	DEERE & CO GRP	4,107	4,286	12.69	12.69	4.24	94.13
	8	306	CUNA MUT GRP	2,610	3,568	- 35.66	- 35.66	2.70	96.82
	9	1120	EVEREST REINS HOLDINGS GRP	1,899	1,867	69.96	69.96	1.96	98.78
	10	225	IAT REINS CO GRP	533	533	55.74	55.74	0.55	99.33
			STATE TOTAL	96,782	100,233	35.56	35.50	100.00	100.00
Maine	1	626	ACE LTD GRP	7,369	7,383	130.17	130.17	69.63	69.63
	2	471	WELLS FARGO GRP	3,227	2,926	62.33	62.33	30.50	100.00
	3	3786	ENDURANCE GRP	19	3	78.56	78.56	0.18	100.00
	4	4726	ARCHER DANIELS MIDLAND GRP	0	0	0.00	0.00	0.00	100.00
			STATE TOTAL	10,583	10,291	111.14	111.14	100.00	100.00
Maryland	1	626	ACE LTD GRP	18,727	19,724	15.43	15.43	47.70	47.70
	2	471	WELLS FARGO GRP	13,889	13,676	47.36	47.36	35.38	83.08
	3	4693	DEERE & CO GRP	3,249	3,347	18.02	18.02	8.28	91.36
	4	3786	ENDURANCE GRP	2,652	2,705	48.04	48.04	6.76	98.11
	5	306	CUNA MUT GRP	519	522	70.49	70.49	1.32	99.43
	6	4726	ARCHER DANIELS MIDLAND GRP	176	196	69.98	69.98	0.45	99.88
	7	176	STATE FARM GRP	68	66	2.98	2.98	0.17	100.00
	8	796	QBE INS GRP	7	7	0.00	0.00	0.02	100.00
			STATE TOTAL	39,259	40,274	29.62	29.62	100.00	100.00
Massachusetts	1	471	WELLS FARGO GRP	1,623	2,651	59.23	59.23	76.37	76.37
	2	626	ACE LTD GRP	386	194	195.82	195.82	18.14	94.51
	3	3786	ENDURANCE GRP	138	115	77.14	77.14	6.48	100.00
	4	303	GUIDEONE INS GRP	5	29	- 84.61	- 84.61	0.25	100.00
			STATE TOTAL	2,126	2,974	67.70	67.70	100.00	100.00
Michigan	1	471	WELLS FARGO GRP	62,410	61,227	47.52	47.52	33.50	33.50
	2	796	QBE INS GRP	37,653	39,105	96.40	96.41	20.21	53.70
	3	84	AMERICAN FINANCIAL GRP	30,332	30,835	45.50	45.53	16.28	69.98
	4	4726	ARCHER DANIELS MIDLAND GRP	12,788	11,319	82.24	82.24	6.86	76.85
	5	626	ACE LTD GRP	12,569	12,927	25.41	25.41	6.75	83.59
	6	306	CUNA MUT GRP	11,519	11,548	60.58	60.58	6.18	89.77
	7	10103	AMERICAN AGRICULTURAL INS CO	8,458	8,458	61.85	62.56	4.54	94.31
	8	4693	DEERE & CO GRP	4,145	4,230	- 89.04	- 89.04	2.22	96.54
	9	3786	ENDURANCE GRP	3,295	2,734	79.56	79.56	1.77	98.31
	10	569	FARMERS MUT HAIL INS GRP	2,214	2,250	38.90	38.97	1.19	99.50
			STATE TOTAL	186,322	185,813	56.94	56.98	100.00	100.00
Minnesota	1	471	WELLS FARGO GRP	271,529	271,502	141.12	141.12	32.43	32.43
	2	796	QBE INS GRP	146,572	146,896	175.29	175.29	17.51	49.94
	3	626	ACE LTD GRP	91,191	91,470	110.41	110.41	10.89	60.83
	4	569	FARMERS MUT HAIL INS GRP	57,935	57,647	164.47	164.48	6.92	67.75
	5	1120	EVEREST REINS HOLDINGS GRP	54,432	54,060	76.94	77.27	6.50	74.25
	6	306	CUNA MUT GRP	45,980	45,970	102.60	102.60	5.49	79.74
	7	3786	ENDURANCE GRP	43,067	43,812	109.54	109.54	5.14	84.89
	8	84	AMERICAN FINANCIAL GRP	33,076	32,987	99.17	99.12	3.95	88.84
	9	4693	DEERE & CO GRP	32,810	32,816	144.14	144.14	3.92	92.76
	10	303	GUIDEONE INS GRP	29,719	29,702	86.72	86.72	3.55	96.31
			STATE TOTAL	837,228	838,707	132.75	132.85	100.00	100.00

PROPERTY AND CASUALTY INSURANCE INDUSTRY
MARKET SHARE REPORT - TOTAL PREMIUM
BY GROUP
02.2 - MULTIPLE PERIL CROP

May 15, 2014

STATE	Rank	Group/ Company Code	Group/ Company Name	Direct Premiums Written (000)	Direct Premiums Earned (000)	Direct Loss to EP Ratio	Direct Loss & DCC to EP Ratio	Market Share %	Cumulative Market Share %
Mississippi	1	303	GUIDEONE INS GRP	62,833	62,450	116.93	116.93	42.71	42.71
	2	3786	ENDURANCE GRP	28,532	28,936	80.17	80.17	19.40	62.11
	3	626	ACE LTD GRP	17,893	18,190	40.36	40.36	12.16	74.27
	4	796	QBE INS GRP	14,583	14,888	47.47	47.47	9.91	84.18
	5	4726	ARCHER DANIELS MIDLAND GRP	8,038	6,491	119.13	119.13	5.46	89.65
	6	225	IAT REINS CO GRP	4,688	4,688	80.03	80.03	3.19	92.83
	7	471	WELLS FARGO GRP	4,103	4,196	79.14	79.14	2.79	95.62
	8	306	CUNA MUT GRP	3,688	3,668	116.08	116.08	2.51	98.13
	9	84	AMERICAN FINANCIAL GRP	1,721	1,723	71.61	71.67	1.17	99.30
	10	4693	DEERE & CO GRP	968	968	35.76	35.76	0.66	99.96
			STATE TOTAL	147,110	146,313	88.88	88.86	100.00	100.00
Missouri	1	626	ACE LTD GRP	158,549	163,346	102.96	102.96	38.66	38.66
	2	84	AMERICAN FINANCIAL GRP	68,628	69,128	114.73	114.93	16.73	55.39
	3	471	WELLS FARGO GRP	39,044	39,899	105.54	105.54	9.52	64.91
	4	303	GUIDEONE INS GRP	36,230	36,719	103.28	103.28	8.83	73.75
	5	569	FARMERS MUT HAIL INS GRP	33,535	34,528	47.85	47.88	8.18	81.92
	6	3786	ENDURANCE GRP	20,465	20,062	74.25	74.25	4.99	86.91
	7	796	QBE INS GRP	20,356	20,452	57.64	57.76	4.96	91.88
	8	225	IAT REINS CO GRP	9,660	9,660	316.58	316.58	2.36	94.23
	9	4693	DEERE & CO GRP	8,563	8,555	100.73	100.73	2.09	96.32
	10	4726	ARCHER DANIELS MIDLAND GRP	6,355	6,672	226.32	226.32	1.55	97.87
			STATE TOTAL	410,114	417,488	106.42	106.49	100.00	100.00
Montana	1	626	ACE LTD GRP	76,464	79,829	52.77	52.77	37.63	37.63
	2	796	QBE INS GRP	66,602	67,779	52.20	52.22	32.78	70.41
	3	471	WELLS FARGO GRP	38,957	39,259	50.59	50.59	19.17	89.58
	4	3786	ENDURANCE GRP	7,442	8,051	65.35	65.35	3.66	93.25
	5	306	CUNA MUT GRP	5,697	9,237	- 11.84	- 11.84	2.80	96.05
	6	4693	DEERE & CO GRP	3,300	3,678	59.33	59.33	1.62	97.67
	7	176	STATE FARM GRP	2,151	1,952	44.18	44.18	1.06	98.73
	8	84	AMERICAN FINANCIAL GRP	1,542	1,217	34.87	34.83	0.76	99.49
	9	10103	AMERICAN AGRICULTURAL INS CO	798	798	40.32	40.60	0.79	99.89
	10	225	IAT REINS CO GRP	138	138	63.35	63.35	0.07	99.95
			STATE TOTAL	203,188	212,058	49.74	49.75	100.00	100.00
Nebraska	1	626	ACE LTD GRP	145,139	145,771	86.69	86.69	19.84	19.84
	2	471	WELLS FARGO GRP	144,941	146,439	80.54	80.54	19.81	39.64
	3	796	QBE INS GRP	125,322	126,493	62.16	62.19	17.13	56.77
	4	84	AMERICAN FINANCIAL GRP	60,698	61,749	77.40	77.44	8.30	65.07
	5	569	FARMERS MUT HAIL INS GRP	46,480	48,045	36.21	36.21	6.35	71.42
	6	1120	EVEREST REINS HOLDINGS GRP	37,757	37,736	129.85	130.43	5.16	76.58
	7	3786	ENDURANCE GRP	36,280	36,659	70.75	70.75	4.96	81.54
	8	303	GUIDEONE INS GRP	35,827	36,295	71.82	71.82	4.90	86.43
	9	4693	DEERE & CO GRP	33,649	33,990	134.10	134.10	4.60	91.03
	10	306	CUNA MUT GRP	18,532	18,560	59.08	59.08	2.53	93.57
			STATE TOTAL	731,700	735,512	79.85	80.10	100.00	100.00
Nevada	1	626	ACE LTD GRP	2,685	1,533	289.97	289.97	44.14	44.14
	2	3786	ENDURANCE GRP	1,190	233	196.51	196.51	19.56	63.71
	3	796	QBE INS GRP	1,000	1,280	- 49.15	- 58.73	16.44	80.15
	4	84	AMERICAN FINANCIAL GRP	425	206	135.71	137.81	6.99	87.14
	5	225	IAT REINS CO GRP	286	286	312.48	312.48	4.70	91.84
	6	306	CUNA MUT GRP	244	244	297.35	297.35	4.02	95.86
	7	1285	XL AMER GRP	177	108	0.00	0.00	2.92	98.78
	8	471	WELLS FARGO GRP	60	40	383.65	383.65	0.99	99.76
	9	4726	ARCHER DANIELS MIDLAND GRP	14	14	0.00	0.00	0.23	99.99
	10	761	ALLIANZ INS GRP	0	1	0.00	0.00	0.01	100.00
			STATE TOTAL	6,082	3,945	160.37	157.37	100.00	100.00

PROPERTY AND CASUALTY INSURANCE INDUSTRY
MARKET SHARE REPORT - TOTAL PREMIUM
BY GROUP
02.2 - MULTIPLE PERIL CROP

May 15, 2014

STATE	Rank	Group/ Company Code	Group/ Company Name	Direct Premiums Written (000)	Direct Premiums Earned (000)	Direct Loss to EP Ratio	Direct Loss & DCC to EP Ratio	Market Share %	Cumulative Market Share %
New Hampshire	1	471	WELLS FARGO GRP	355	450	30.55	30.55	85.92	85.92
	2	626	ACE LTD GRP	56	68	62.76	62.76	13.42	99.34
	3	761	ALLIANZ INS GRP	2	4	20.53	20.53	0.48	99.82
	4	3786	ENDURANCE GRP	1	1	- 13.57	- 13.57	0.18	100.00
			STATE TOTAL	414	522	- 21.97	- 25.29	100.00	100.00
New Jersey	1	471	WELLS FARGO GRP	2,852	3,445	54.41	54.41	38.33	38.33
	2	626	ACE LTD GRP	2,399	2,478	58.48	58.48	32.24	70.57
	3	4726	ARCHER DANIELS MIDLAND GRP	1,855	1,828	36.75	36.75	24.93	95.50
	4	3786	ENDURANCE GRP	213	242	32.30	32.30	2.87	98.37
	5	4693	DEERE & CO GRP	127	126	5.57	5.57	1.70	100.00
			STATE TOTAL	7,441	8,127	42.77	42.29	100.00	100.00
New Mexico	1	3786	ENDURANCE GRP	8,641	9,496	176.08	176.08	29.79	29.79
	2	626	ACE LTD GRP	4,953	4,244	257.99	257.99	17.08	46.87
	3	471	WELLS FARGO GRP	4,318	5,230	130.20	130.20	14.89	61.75
	4	796	QBE INS GRP	3,311	4,300	89.74	89.74	11.42	73.17
	5	306	CUNA MUT GRP	1,975	2,947	191.04	191.04	6.81	79.98
	6	4693	DEERE & CO GRP	1,797	2,047	190.13	190.13	6.20	86.17
	7	361	MUNICH RE GRP	1,479	1,479	100.09	103.53	5.10	91.27
	8	1120	EVEREST REINS HOLDINGS GRP	1,032	950	125.60	125.60	3.56	94.83
	9	84	AMERICAN FINANCIAL GRP	734	484	130.84	131.74	2.53	97.36
	10	225	IAT REINS CO GRP	681	681	167.25	167.25	2.35	99.71
			STATE TOTAL	29,005	32,022	163.26	163.31	100.00	100.00
New York	1	471	WELLS FARGO GRP	16,008	22,281	96.54	96.54	45.34	45.34
	2	626	ACE LTD GRP	11,356	11,643	66.05	66.05	32.16	77.50
	3	361	MUNICH RE GRP	3,705	3,705	55.49	58.01	10.49	88.00
	4	796	QBE INS GRP	3,114	3,000	53.38	52.73	8.82	96.82
	5	3786	ENDURANCE GRP	646	435	63.51	63.51	1.83	98.65
	6	303	GUIDEONE INS GRP	423	834	84.72	84.72	1.20	99.84
	7	306	CUNA MUT GRP	34	34	241.31	241.31	0.10	99.94
	8	761	ALLIANZ INS GRP	16	106	7.57	7.57	0.05	99.99
	9	225	IAT REINS CO GRP	5	5	356.23	356.23	0.01	100.00
			STATE TOTAL	35,308	42,043	80.75	80.92	100.00	100.00
North Carolina	1	471	WELLS FARGO GRP	77,703	75,385	74.00	74.00	36.94	36.94
	2	626	ACE LTD GRP	33,544	33,500	62.44	62.44	15.95	52.89
	3	306	CUNA MUT GRP	22,705	22,269	55.14	55.14	10.79	63.69
	4	796	QBE INS GRP	21,142	21,039	92.52	92.52	10.05	73.74
	5	303	GUIDEONE INS GRP	14,568	14,802	127.95	127.95	6.93	80.66
	6	324	NORTH CAROLINA FARM BUREAU GRP	8,846	8,846	22.50	22.50	4.21	84.87
	7	10103	AMERICAN AGRICULTURAL INS CO	7,675	7,675	47.50	50.72	3.65	88.52
	8	4726	ARCHER DANIELS MIDLAND GRP	6,143	6,107	63.88	63.88	2.92	91.44
	9	84	AMERICAN FINANCIAL GRP	5,805	5,783	100.84	100.73	2.76	94.20
	10	3786	ENDURANCE GRP	5,547	5,388	113.61	113.61	2.64	96.84
			STATE TOTAL	210,336	207,807	73.90	74.08	100.00	100.00
North Dakota	1	626	ACE LTD GRP	262,811	264,610	117.30	117.30	23.77	23.77
	2	796	QBE INS GRP	252,844	253,064	109.38	109.43	22.87	46.64
	3	471	WELLS FARGO GRP	226,738	226,343	96.49	96.49	20.51	67.14
	4	84	AMERICAN FINANCIAL GRP	74,635	74,331	78.81	79.64	6.75	73.90
	5	303	GUIDEONE INS GRP	57,207	57,212	111.49	111.49	5.17	79.07
	6	3500	NODAK MUT GRP	52,261	52,261	84.98	85.98	4.73	83.80
	7	306	CUNA MUT GRP	35,292	35,288	71.57	71.57	3.19	86.99
	8	4693	DEERE & CO GRP	31,764	31,721	117.66	117.66	2.87	89.86
	9	3786	ENDURANCE GRP	30,579	31,920	87.13	87.13	2.77	92.63
	10	1120	EVEREST REINS HOLDINGS GRP	24,755	24,139	91.35	91.37	2.24	94.87
			STATE TOTAL	1,105,660	1,099,780	102.54	102.68	100.00	100.00

PROPERTY AND CASUALTY INSURANCE INDUSTRY
MARKET SHARE REPORT - TOTAL PREMIUM
BY GROUP
02.2 - MULTIPLE PERIL CROP

May 15, 2014

STATE	Rank	Group/ Company Code	Group/ Company Name	Direct Premiums Written (000)	Direct Premiums Earned (000)	Direct Loss to EP Ratio	Direct Loss & DCC to EP Ratio	Market Share %	Cumulative Market Share %
Ohio	1	471	WELLS FARGO GRP	82,821	83,589	50.90	50.90	26.77	26.77
	2	796	QBE INS GRP	61,654	62,732	76.99	76.99	19.93	46.69
	3	626	ACE LTD GRP	46,267	47,701	3.88	3.88	14.95	61.64
	4	4726	ARCHER DANIELS MIDLAND GRP	24,366	23,575	105.26	105.26	7.87	69.52
	5	306	CUNA MUT GRP	20,014	19,881	46.62	46.62	6.47	75.99
	6	303	GUIDEONE INS GRP	18,335	18,615	18.34	18.34	5.93	81.91
	7	84	AMERICAN FINANCIAL GRP	17,838	18,020	59.77	59.76	5.77	87.68
	8	4693	DEERE & CO GRP	16,015	16,101	- 29.79	- 29.79	5.18	92.85
	9	3786	ENDURANCE GRP	8,527	8,582	5.04	5.04	2.76	95.61
	10	569	FARMERS MUT HAIL INS GRP	7,216	7,433	- 0.38	- 0.36	2.33	97.94
			STATE TOTAL	309,423	312,261	45.69	45.67	100.00	100.00
Oklahoma	1	471	WELLS FARGO GRP	76,941	103,581	135.92	135.92	36.33	36.33
	2	796	QBE INS GRP	29,736	31,819	56.65	56.65	14.04	50.37
	3	3786	ENDURANCE GRP	20,583	23,736	155.12	155.12	9.72	60.09
	4	1120	EVEREST REINS HOLDINGS GRP	18,843	18,800	221.41	221.45	8.90	68.99
	5	626	ACE LTD GRP	11,874	13,629	123.53	123.53	5.61	74.60
	6	10103	AMERICAN AGRICULTURAL INS CO	11,360	11,360	85.00	86.93	5.36	79.96
	7	306	CUNA MUT GRP	9,952	7,687	109.29	109.29	4.70	84.66
	8	84	AMERICAN FINANCIAL GRP	8,810	10,038	149.01	149.01	4.16	88.82
	9	4726	ARCHER DANIELS MIDLAND GRP	8,403	3,716	75.94	75.94	3.97	92.79
	10	303	GUIDEONE INS GRP	7,441	5,536	84.93	84.93	3.51	96.30
			STATE TOTAL	211,774	238,377	128.71	128.79	100.00	100.00
Oregon	1	626	ACE LTD GRP	20,512	23,751	141.76	141.76	62.72	62.72
	2	471	WELLS FARGO GRP	4,672	8,321	106.36	106.36	14.29	77.01
	3	3786	ENDURANCE GRP	3,636	3,479	72.61	72.61	11.12	88.13
	4	306	CUNA MUT GRP	1,468	1,594	10.53	10.53	4.49	92.62
	5	84	AMERICAN FINANCIAL GRP	1,287	1,268	52.25	52.79	3.93	96.55
	6	225	IAT REINS CO GRP	765	765	90.41	90.41	2.34	98.89
	7	796	QBE INS GRP	262	179	103.42	103.42	0.80	99.69
	8	176	STATE FARM GRP	127	72	24.24	24.24	0.39	100.00
			STATE TOTAL	32,702	39,410	118.67	118.69	100.00	100.00
Pennsylvania	1	626	ACE LTD GRP	23,655	23,399	12.42	12.42	35.95	35.95
	2	4726	ARCHER DANIELS MIDLAND GRP	17,322	15,475	- 3.81	- 3.81	26.33	62.28
	3	471	WELLS FARGO GRP	17,186	17,969	26.46	26.46	26.12	88.41
	4	4693	DEERE & CO GRP	5,568	5,567	31.73	31.73	8.46	96.87
	5	796	QBE INS GRP	1,750	1,776	24.63	24.63	2.66	99.53
	6	303	GUIDEONE INS GRP	720	710	18.60	18.60	1.09	100.00
	7	225	IAT REINS CO GRP	375	375	85.94	85.94	0.57	100.00
	8	3786	ENDURANCE GRP	318	322	24.74	24.74	0.48	100.00
	9	306	CUNA MUT GRP	251	265	- 19.12	- 19.12	0.38	100.00
	10	761	ALLIANZ INS GRP	13	78	- 3.09	- 3.09	0.02	100.00
			STATE TOTAL	65,791	64,568	11.79	11.64	100.00	100.00
Rhode Island	1	626	ACE LTD GRP	7	7	0.00	0.00	-1.70	-1.70
			STATE TOTAL	(418)	(7)	N/A	N/A	100.00	100.00
South Carolina	1	626	ACE LTD GRP	29,934	27,520	105.54	105.54	41.51	41.51
	2	3786	ENDURANCE GRP	15,705	15,702	78.89	78.89	21.78	63.29
	3	471	WELLS FARGO GRP	13,253	12,793	84.01	84.01	18.38	81.67
	4	796	QBE INS GRP	6,615	6,595	25.96	25.96	9.17	90.84
	5	84	AMERICAN FINANCIAL GRP	3,388	3,413	143.43	143.07	4.70	95.54
	6	303	GUIDEONE INS GRP	1,552	1,537	59.59	59.59	2.15	97.69
	7	306	CUNA MUT GRP	1,372	1,335	80.92	80.92	1.90	99.60
	8	4693	DEERE & CO GRP	253	253	188.69	188.69	0.35	99.95
	9	4726	ARCHER DANIELS MIDLAND GRP	45	23	19061.41	19061.41	0.06	100.00
			STATE TOTAL	72,110	69,172	94.77	94.76	100.00	100.00

PROPERTY AND CASUALTY INSURANCE INDUSTRY
MARKET SHARE REPORT - TOTAL PREMIUM
BY GROUP
02.2 - MULTIPLE PERIL CROP

May 15, 2014

STATE	Rank	Group/ Company Code	Group/ Company Name	Direct Premiums Written (000)	Direct Premiums Earned (000)	Direct Loss to EP Ratio	Direct Loss & DCC to EP Ratio	Market Share %	Cumulative Market Share %
South Dakota	1	626	ACE LTD GRP	239,913	242,701	57.13	57.13	29.45	29.45
	2	471	WELLS FARGO GRP	170,495	174,644	34.51	34.51	20.93	50.38
	3	84	AMERICAN FINANCIAL GRP	100,844	102,030	47.17	47.22	12.38	62.75
	4	796	QBE INS GRP	98,605	99,207	36.42	36.43	12.10	74.86
	5	303	GUIDEONE INS GRP	36,001	36,945	43.99	43.99	4.42	79.28
	6	1120	EVEREST REINS HOLDINGS GRP	35,670	34,808	52.96	53.04	4.38	83.65
	7	569	FARMERS MUT HAIL INS GRP	35,600	36,669	21.11	21.11	4.37	88.02
	8	4693	DEERE & CO GRP	31,337	30,561	71.13	71.13	3.85	91.87
	9	306	CUNA MUT GRP	24,188	24,167	55.14	55.14	2.97	94.84
	10	3786	ENDURANCE GRP	19,487	19,716	56.36	56.36	2.39	97.23
			STATE TOTAL	814,697	818,843	47.11	47.13	100.00	100.00
Tennessee	1	796	QBE INS GRP	22,438	23,028	26.57	26.63	20.64	20.64
	2	626	ACE LTD GRP	21,019	21,393	23.51	23.51	19.33	39.97
	3	471	WELLS FARGO GRP	19,452	19,470	44.66	44.66	17.89	57.86
	4	3786	ENDURANCE GRP	17,270	17,063	36.84	36.84	15.88	73.74
	5	303	GUIDEONE INS GRP	12,626	13,144	34.62	34.62	11.61	85.36
	6	306	CUNA MUT GRP	5,065	4,948	70.52	70.52	4.66	90.01
	7	4693	DEERE & CO GRP	3,900	3,967	30.08	30.08	3.59	93.60
	8	225	IAT REINS CO GRP	3,306	3,306	51.87	51.87	3.04	96.64
	9	4726	ARCHER DANIELS MIDLAND GRP	2,625	2,610	137.53	137.53	2.41	99.06
	10	10103	AMERICAN AGRICULTURAL INS CO	764	764	13.32	14.63	0.70	99.76
			STATE TOTAL	108,726	109,869	44.00	44.00	100.00	100.00
Texas	1	3786	ENDURANCE GRP	306,820	318,178	146.98	146.98	30.65	30.65
	2	471	WELLS FARGO GRP	183,344	187,691	175.16	175.16	18.31	48.96
	3	306	CUNA MUT GRP	120,528	119,367	172.91	172.91	12.04	61.00
	4	626	ACE LTD GRP	104,117	106,747	117.12	117.12	10.40	71.40
	5	1120	EVEREST REINS HOLDINGS GRP	72,828	70,949	179.24	179.28	7.27	78.67
	6	4693	DEERE & CO GRP	54,487	56,019	125.68	125.68	5.44	84.11
	7	796	QBE INS GRP	47,714	44,696	145.76	145.76	4.77	88.88
	8	4726	ARCHER DANIELS MIDLAND GRP	46,150	34,609	112.95	112.95	4.61	93.49
	9	303	GUIDEONE INS GRP	17,874	14,006	193.55	193.55	1.79	95.27
	10	225	IAT REINS CO GRP	16,751	16,751	159.14	159.14	1.67	96.94
			STATE TOTAL	1,001,202	994,176	152.72	152.72	100.00	100.00
Utah	1	626	ACE LTD GRP	2,125	2,818	170.82	170.82	51.24	51.24
	2	513	IOWA FARM BUREAU GRP	877	1,176	136.21	136.21	21.14	72.38
	3	3786	ENDURANCE GRP	777	680	63.30	63.30	18.72	91.10
	4	471	WELLS FARGO GRP	200	186	72.46	72.46	4.82	95.92
	5	4693	DEERE & CO GRP	81	169	0.45	0.45	1.96	97.88
	6	306	CUNA MUT GRP	79	151	- 24.66	- 24.66	1.89	99.77
	7	796	QBE INS GRP	10	1	143.73	143.73	0.24	100.00
	8	26697	CASUALTY UNDERWRITERS INS CO	2	2	0.00	0.00	0.05	100.00
			STATE TOTAL	4,148	5,181	134.03	134.02	100.00	100.00
Vermont	1	471	WELLS FARGO GRP	2,223	2,074	161.58	161.58	59.53	59.53
	2	626	ACE LTD GRP	1,472	1,594	298.92	298.92	39.40	98.93
	3	3786	ENDURANCE GRP	35	35	- 12.72	- 12.72	0.93	99.86
	4	761	ALLIANZ INS GRP	5	13	15.48	15.48	0.14	100.00
			STATE TOTAL	3,735	3,715	218.38	218.38	100.00	100.00
Virginia	1	471	WELLS FARGO GRP	45,918	45,621	33.48	33.48	63.91	63.91
	2	626	ACE LTD GRP	15,130	14,413	20.75	20.75	21.06	84.97
	3	10103	AMERICAN AGRICULTURAL INS CO	4,960	4,960	18.01	20.21	6.90	91.88
	4	796	QBE INS GRP	2,503	2,371	40.23	40.23	3.48	95.36
	5	4693	DEERE & CO GRP	1,803	1,806	0.69	0.69	2.51	97.87
	6	303	GUIDEONE INS GRP	536	536	26.89	26.89	0.75	98.62
	7	306	CUNA MUT GRP	452	406	40.99	40.99	0.63	99.25
	8	3786	ENDURANCE GRP	341	360	31.05	31.05	0.48	99.72
	9	761	ALLIANZ INS GRP	107	115	39.37	39.37	0.15	99.87
	10	84	AMERICAN FINANCIAL GRP	51	51	72.68	71.97	0.07	99.94
			STATE TOTAL	71,845	70,565	28.18	28.27	100.00	100.00

PROPERTY AND CASUALTY INSURANCE INDUSTRY
MARKET SHARE REPORT - TOTAL PREMIUM
BY GROUP
02.2 - MULTIPLE PERIL CROP

May 15, 2014

STATE	Rank	Group/ Company Code	Group/ Company Name	Direct Premiums Written (000)	Direct Premiums Earned (000)	Direct Loss to EP Ratio	Direct Loss & DCC to EP Ratio	Market Share %	Cumulative Market Share %
Washington	1	626	ACE LTD GRP	43,005	45,266	46.84	46.84	38.33	38.33
	2	306	CUNA MUT GRP	24,652	24,705	66.47	66.47	21.97	60.30
	3	3786	ENDURANCE GRP	18,312	12,617	33.41	33.41	16.32	76.62
	4	796	QBE INS GRP	10,038	10,204	46.17	46.17	8.95	85.57
	5	84	AMERICAN FINANCIAL GRP	6,920	7,199	102.26	102.19	6.17	91.74
	6	471	WELLS FARGO GRP	5,185	32,811	75.43	75.43	4.62	96.36
	7	225	IAT REINS CO GRP	2,964	2,964	107.48	107.48	2.64	99.00
	8	176	STATE FARM GRP	819	818	31.42	31.42	0.73	99.73
	9	4693	DEERE & CO GRP	507	489	35.56	35.56	0.45	100.00
			STATE TOTAL	112,201	136,928	60.02	60.01	100.00	100.00
West Virginia	1	626	ACE LTD GRP	1,498	1,315	28.04	28.04	50.40	50.40
	2	471	WELLS FARGO GRP	1,391	1,395	18.48	18.48	46.79	97.19
	3	796	QBE INS GRP	32	31	59.51	59.51	1.08	98.27
	4	3786	ENDURANCE GRP	16	16	79.58	79.58	0.54	98.81
	5	4726	ARCHER DANIELS MIDLAND GRP	16	12	0.00	0.00	0.53	99.34
	6	4693	DEERE & CO GRP	15	15	0.00	0.00	0.52	99.85
	7	761	ALLIANZ INS GRP	2	8	12.08	12.08	0.08	99.93
	8	361	MUNICH RE GRP	2	2	-718.58	-1404.59	0.07	100.00
			STATE TOTAL	2,972	2,797	23.31	22.84	100.00	100.00
Wisconsin	1	471	WELLS FARGO GRP	77,176	77,758	170.92	170.92	27.51	27.51
	2	796	QBE INS GRP	50,362	51,215	178.93	178.93	17.95	45.46
	3	84	AMERICAN FINANCIAL GRP	34,132	34,482	218.49	220.17	12.17	57.62
	4	626	ACE LTD GRP	32,966	33,751	132.64	132.64	11.75	69.37
	5	4726	ARCHER DANIELS MIDLAND GRP	27,339	25,643	215.92	215.92	9.74	79.12
	6	569	FARMERS MUT HAIL INS GRP	21,082	21,164	158.90	158.91	7.51	86.63
	7	4693	DEERE & CO GRP	9,877	9,913	172.89	172.89	3.52	90.15
	8	1120	EVEREST REINS HOLDINGS GRP	7,351	7,256	125.24	125.24	2.62	92.77
	9	306	CUNA MUT GRP	6,922	6,795	90.10	90.10	2.47	95.24
	10	3786	ENDURANCE GRP	4,488	4,575	195.87	195.87	1.60	96.84
			STATE TOTAL	280,567	281,424	175.17	175.40	100.00	100.00
Wyoming	1	471	WELLS FARGO GRP	5,873	5,369	99.62	99.62	28.73	28.73
	2	796	QBE INS GRP	4,743	4,189	117.11	114.78	23.20	51.93
	3	626	ACE LTD GRP	3,014	2,627	219.70	219.70	14.75	66.68
	4	10103	AMERICAN AGRICULTURAL INS CO	2,596	2,596	87.84	87.55	12.70	79.38
	5	3786	ENDURANCE GRP	1,597	1,392	286.40	286.40	7.81	87.19
	6	84	AMERICAN FINANCIAL GRP	1,263	1,257	109.93	109.86	6.18	93.36
	7	306	CUNA MUT GRP	718	812	69.96	69.96	3.51	96.88
	8	4693	DEERE & CO GRP	557	522	135.55	135.55	2.73	99.60
	9	1120	EVEREST REINS HOLDINGS GRP	57	55	54.90	54.90	0.28	99.88
	10	176	STATE FARM GRP	25	25	- 2.02	- 2.02	0.12	100.00
			STATE TOTAL	20,441	18,863	132.47	131.91	100.00	100.00
Canada			**STATE TOTAL**	0	0	N/A	N/A		100.00
Aggregate Other Alien	1	158	FAIRFAX FIN GRP	242,403	242,403	138.65	140.26	100.00	100.00
			STATE TOTAL	242,403	242,403	138.65	140.26	100.00	100.00

02.3—Federal Flood

PROPERTY AND CASUALTY INSURANCE INDUSTRY
MARKET SHARE REPORT - TOTAL PREMIUM
BY GROUP
02.3 - FEDERAL FLOOD

May 15, 2014

STATE	Rank	Group/ Company Code	Group/ Company Name	Direct Premiums Written (000)	Direct Premiums Earned (000)	Direct Loss to EP Ratio	Direct Loss & DCC to EP Ratio	Market Share %	Cumulative Market Share %
Countrywide	1	4747	WRM AMER GRP	585,188	528,269	18.80	18.94	19.01	19.01
	2	8	ALLSTATE INS GRP	319,900	316,071	91.48	91.48	10.39	29.40
	3	91	HARTFORD FIRE & CAS GRP	301,331	295,152	218.79	228.73	9.79	39.19
	4	140	NATIONWIDE CORP GRP	246,052	242,655	104.64	101.87	7.99	47.18
	5	242	SELECTIVE INS GRP	236,309	228,650	73.17	80.08	7.68	54.86
	6	19	ASSURANT INC GRP	210,162	185,164	49.86	49.86	6.83	61.68
	7	3548	TRAVELERS GRP	202,506	228,588	214.84	237.61	6.58	68.26
	8	200	UNITED SERV AUTOMOBILE ASSN GRP	146,343	141,678	24.15	27.53	4.75	73.02
	9	69	FARMERS INS GRP	131,925	130,688	29.12	30.86	4.29	77.30
	10	1344	ARX HOLDING CORP GRP	76,917	68,781	20.94	20.94	2.50	79.80
	11	280	AUTO OWNERS GRP	52,894	50,665	39.17	41.69	1.72	81.52
	12	3098	TOKIO MARINE HOLDINGS INC GRP	52,719	50,884	27.63	27.63	1.71	83.23
	13	111	LIBERTY MUT GRP	46,009	44,986	369.02	371.59	1.49	84.72
	14	3484	TOWER HILL INS GRP	42,151	37,766	6.46	6.72	1.37	86.09
	15	225	IAT REINS CO GRP	35,488	35,488	0.00	0.00	1.15	87.25
	16	689	BANKERS INS GRP	32,599	29,420	2.43	2.54	1.06	88.31
	17	473	AMERICAN FAMILY INS GRP	27,520	20,250	82.43	86.50	0.89	89.20
	18	483	SOUTHERN FARM BUREAU CAS GRP	22,798	22,262	19.55	19.55	0.74	89.94
	19	41041	AUTO CLUB S INS CO	21,812	21,679	0.66	0.66	0.71	90.65
	20	12	AMERICAN INTL GRP	21,118	20,781	45.90	45.01	0.69	91.33
	21	311	MAIN STREET AMER GRP	17,535	17,931	24.67	24.67	0.57	91.90
	22	4765	WBL GRP	14,964	45,317	130.20	135.45	0.49	92.39
	23	10969	UNITED PROP & CAS INS CO	13,378	12,290	2.32	2.32	0.43	92.82
	24	4800	SOUTHPORT GRP	12,587	12,587	18.47	19.75	0.41	93.23
	25	324	NORTH CAROLINA FARM BUREAU GRP	12,111	12,111	2.62	2.62	0.39	93.63
	26	241	METROPOLITAN GRP	11,848	11,347	240.00	263.63	0.38	94.01
	27	471	WELLS FARGO GRP	11,729	11,729	42.18	42.18	0.38	94.39
	28	408	AMERICAN NATL FIN GRP	11,685	11,693	27.45	27.45	0.38	94.77
	29	708	NEW JERSEY MANUFACTURERS GRP	10,908	10,577	724.76	742.46	0.35	95.13
	30	411	MAPFRE INS GRP	10,771	15,256	3.54	4.15	0.35	95.48
	31	1278	CSAA INS GRP	10,764	10,692	2.32	2.32	0.35	95.83
	32	50	COUNTRY INS & FIN SERV GRP	9,818	9,459	192.59	196.91	0.32	96.15
	33	4689	TP PICCIONE GRP	9,455	9,850	0.00	0.00	0.31	96.45
	34	796	QBE INS GRP	8,068	7,471	67.25	62.91	0.26	96.71
	35	71	UNIVERSAL INS CO GRP	7,466	7,414	7.19	6.27	0.24	96.96
	36	1326	KINGSWAY GRP	6,979	6,979	0.00	0.00	0.23	97.18
	37	4674	BARRINGTON CAPITAL GRP	6,972	6,676	7.27	7.77	0.23	97.41
	38	10790	FEDERATED NATL INS CO	6,213	5,783	1.61	2.42	0.20	97.61
	39	4773	FIRST PROTECTIVE & FIDELITY FIRE GRP	6,091	5,845	4.58	4.89	0.20	97.81
	40	732	NLASCO GRP	6,084	6,168	45.18	46.41	0.20	98.01
	41	10908	CAPITOL PREFERRED INS CO	5,176	5,391	0.00	0.00	0.17	98.18
	42	228	WESTFIELD GRP	5,101	5,101	67.54	70.94	0.17	98.34
	43	1227	PALISADES GRP	4,947	4,952	546.57	568.97	0.16	98.50
	44	561	GEORGIA FARM BUREAU GRP	4,073	4,073	0.00	0.00	0.13	98.63
	45	70	FIRST AMER TITLE GRP	3,670	3,427	83.67	87.13	0.12	98.75
	46	12237	GULFSTREAM PROP & CAS INS CO	3,524	2,547	3.36	3.36	0.11	98.87
	47	175	STATE AUTO MUT GRP	3,427	3,400	80.51	80.51	0.11	98.98
	48	109	KENTUCKY FARM BUREAU GRP	3,182	3,182	0.00	0.00	0.10	99.08
	49	308	PHILADELPHIA CONTRIBUTIONSHIP GRP	3,079	3,078	765.61	765.61	0.10	99.18
	50	26778	INTEGRAND ASSUR CO	2,941	3,233	5.80	6.18	0.10	99.28
	51	84	AMERICAN FINANCIAL GRP	2,850	2,816	24.68	26.81	0.09	99.37
	52	533	SOUTH CAROLINA FARM BUREAU MUT GRP	2,832	2,770	1.22	1.22	0.09	99.46
	53	26905	CENTURY NATL INS CO	2,820	2,940	78.99	78.99	0.09	99.55
	54	888	MUTUAL FIRE MARINE & INLAND INS GRP	2,675	2,554	39.74	42.23	0.09	99.64
	55	195	UNION MUTUAL FIRE INS GRP	1,991	1,964	0.90	0.90	0.06	99.71
	56	3593	USIC GRP	1,827	2,365	11.72	13.27	0.06	99.77
	57	203	VIRGINIA FARM BUREAU GRP	1,653	1,653	56.10	56.10	0.05	99.82
	58	106	ISLAND INS CO GRP	1,189	1,189	0.35	0.35	0.04	99.86
	59	2518	NYCM INS GRP	934	2,716	714.64	769.74	0.03	99.89
	60	3526	COOPERATIVA DE SEGUROS MULTIPLES GRP	745	709	4.78	4.78	0.02	99.91
	61	10783	CORNERSTONE NATL INS CO	695	706	0.00	0.00	0.02	99.93
	62	415	PLYMOUTH ROCK INS GRP	646	618	4.02	4.74	0.02	99.96
	63	4802	TRIPLE S GRP	382	294	51.86	51.86	0.01	99.97

PROPERTY AND CASUALTY INSURANCE INDUSTRY
MARKET SHARE REPORT - TOTAL PREMIUM
BY GROUP
02.3 - FEDERAL FLOOD

May 15, 2014

STATE	Rank	Group/ Company Code	Group/ Company Name	Direct Premiums Written (000)	Direct Premiums Earned (000)	Direct Loss to EP Ratio	Direct Loss & DCC to EP Ratio	Market Share %	Cumulative Market Share %
Countrywide	64	12573	CENTAURI SPECIALTY INS CO	381	189	0.00	0.00	0.01	99.98
	65	456	LANCER FINANCIAL GRP	309	309	0.00	0.00	0.01	99.99
	66	212	ZURICH INS GRP	151	146	86.49	89.08	0.00	100.00
	67	27065	ROCKFORD MUT INS CO	128	65	0.00	0.00	0.00	100.00
	68	4720	CONIFER HOLDINGS GRP	10	10	0.00	0.00	0.00	100.00
	69	4051	OCEAN HARBOR GRP	4	10	0.00	0.00	0.00	100.00
			INDUSTRY TOTAL	3,078,500	2,999,990	88.43	92.17	100.00	100.00

PROPERTY AND CASUALTY INSURANCE INDUSTRY
MARKET SHARE REPORT - TOTAL PREMIUM
BY GROUP
02.3 - FEDERAL FLOOD

May 15, 2014

STATE	Rank	Group/ Company Code	Group/ Company Name	Direct Premiums Written (000)	Direct Premiums Earned (000)	Direct Loss to EP Ratio	Direct Loss & DCC to EP Ratio	Market Share %	Cumulative Market Share %
Alabama	1	19	ASSURANT INC GRP	4,097	3,951	1.43	1.43	14.35	14.35
	2	242	SELECTIVE INS GRP	3,382	3,512	1.09	2.48	11.84	26.19
	3	4747	WRM AMER GRP	3,240	1,424	5.50	5.50	11.35	37.53
	4	280	AUTO OWNERS GRP	2,907	2,801	9.58	9.67	10.18	47.71
	5	8	ALLSTATE INS GRP	2,253	2,209	8.64	8.64	7.89	55.60
	6	140	NATIONWIDE CORP GRP	2,122	2,250	5.20	5.21	7.43	63.04
	7	12	AMERICAN INTL GRP	1,991	1,991	195.24	192.48	6.97	70.01
	8	200	UNITED SERV AUTOMOBILE ASSN GRP	1,799	1,714	11.06	12.10	6.30	76.31
	9	91	HARTFORD FIRE & CAS GRP	1,694	1,643	10.22	10.84	5.93	82.24
	10	3548	TRAVELERS GRP	1,521	1,752	4.11	4.58	5.33	87.57
			STATE TOTAL	28,556	28,282	20.04	20.22	100.00	100.00
Alaska	1	8	ALLSTATE INS GRP	715	720	8.07	8.07	34.27	34.27
	2	91	HARTFORD FIRE & CAS GRP	520	513	183.31	189.53	24.92	59.20
	3	200	UNITED SERV AUTOMOBILE ASSN GRP	265	251	- 14.67	- 13.33	12.72	71.92
	4	4747	WRM AMER GRP	214	204	123.32	123.32	10.24	82.16
	5	242	SELECTIVE INS GRP	124	118	143.86	152.37	5.94	88.10
	6	19	ASSURANT INC GRP	64	127	- 6.22	- 6.22	3.08	91.19
	7	473	AMERICAN FAMILY INS GRP	59	14	0.00	0.00	2.84	94.02
	8	3548	TRAVELERS GRP	35	39	187.42	187.42	1.70	95.72
	9	471	WELLS FARGO GRP	29	29	0.00	0.00	1.37	97.09
	10	69	FARMERS INS GRP	18	19	1.08	1.08	0.87	97.96
			STATE TOTAL	2,086	2,077	73.27	75.58	100.00	100.00
Arizona	1	69	FARMERS INS GRP	2,846	2,817	8.38	8.68	16.34	16.34
	2	8	ALLSTATE INS GRP	2,252	2,209	0.58	0.58	12.93	29.27
	3	91	HARTFORD FIRE & CAS GRP	2,203	2,273	3.92	4.09	12.64	41.91
	4	200	UNITED SERV AUTOMOBILE ASSN GRP	1,587	1,530	10.31	11.62	9.11	51.02
	5	4747	WRM AMER GRP	1,494	1,494	20.71	20.71	8.58	59.60
	6	19	ASSURANT INC GRP	1,289	1,138	1.76	1.76	7.40	67.00
	7	473	AMERICAN FAMILY INS GRP	1,213	1,154	8.37	8.75	6.96	73.96
	8	280	AUTO OWNERS GRP	1,053	975	6.37	6.84	6.05	80.01
	9	3548	TRAVELERS GRP	990	1,182	2.90	3.14	5.69	85.69
	10	242	SELECTIVE INS GRP	572	566	- 3.64	- 3.73	3.28	88.97
			STATE TOTAL	17,420	17,188	6.12	6.38	100.00	100.00
Arkansas	1	483	SOUTHERN FARM BUREAU CAS GRP	1,830	1,824	21.94	21.94	16.48	16.48
	2	140	NATIONWIDE CORP GRP	1,324	1,321	25.67	25.52	11.92	28.40
	3	4747	WRM AMER GRP	1,206	1,195	1.78	1.78	10.86	39.26
	4	19	ASSURANT INC GRP	1,122	1,053	20.21	20.21	10.10	49.37
	5	8	ALLSTATE INS GRP	871	863	17.96	17.96	7.84	57.21
	6	91	HARTFORD FIRE & CAS GRP	838	849	23.55	24.50	7.55	64.76
	7	3548	TRAVELERS GRP	831	963	12.13	13.47	7.48	72.24
	8	69	FARMERS INS GRP	712	709	111.73	115.98	6.41	78.65
	9	280	AUTO OWNERS GRP	455	421	53.26	56.51	4.09	82.74
	10	200	UNITED SERV AUTOMOBILE ASSN GRP	440	421	10.91	12.09	3.96	86.71
			STATE TOTAL	11,106	10,978	24.50	25.19	100.00	100.00
California	1	69	FARMERS INS GRP	33,862	34,219	3.03	3.16	20.15	20.15
	2	91	HARTFORD FIRE & CAS GRP	29,381	29,342	1.01	1.09	17.48	37.63
	3	4747	WRM AMER GRP	27,457	11,297	4.26	4.26	16.34	53.96
	4	8	ALLSTATE INS GRP	17,749	18,054	1.28	1.28	10.56	64.52
	5	19	ASSURANT INC GRP	11,027	10,289	8.46	8.46	6.56	71.08
	6	1278	CSAA INS GRP	10,304	10,261	1.77	1.77	6.13	77.21
	7	3548	TRAVELERS GRP	7,548	8,951	2.46	2.62	4.49	81.70
	8	200	UNITED SERV AUTOMOBILE ASSN GRP	7,157	7,055	- 0.93	- 0.96	4.26	85.96
	9	4765	WBL GRP	4,415	20,087	- 0.84	- 0.52	2.63	88.58
	10	242	SELECTIVE INS GRP	4,333	4,290	0.72	0.74	2.58	91.16
			STATE TOTAL	168,089	167,912	1.96	2.05	100.00	100.00

PROPERTY AND CASUALTY INSURANCE INDUSTRY
MARKET SHARE REPORT - TOTAL PREMIUM
BY GROUP
02.3 - FEDERAL FLOOD

May 15, 2014

STATE	Rank	Group/ Company Code	Group/ Company Name	Direct Premiums Written (000)	Direct Premiums Earned (000)	Direct Loss to EP Ratio	Direct Loss & DCC to EP Ratio	Market Share %	Cumulative Market Share %
Colorado	1	91	HARTFORD FIRE & CAS GRP	2,580	2,468	277.17	289.27	17.59	17.59
	2	69	FARMERS INS GRP	1,900	1,810	396.18	414.07	12.95	30.54
	3	200	UNITED SERV AUTOMOBILE ASSN GRP	1,647	1,423	307.47	325.93	11.23	41.77
	4	4747	WRM AMER GRP	1,540	1,020	475.34	475.34	10.50	52.27
	5	3548	TRAVELERS GRP	1,540	1,743	374.61	392.65	10.50	62.77
	6	473	AMERICAN FAMILY INS GRP	1,483	1,386	455.74	474.76	10.11	72.88
	7	8	ALLSTATE INS GRP	965	905	347.52	347.52	6.58	79.46
	8	19	ASSURANT INC GRP	791	(2,926)	N/A	N/A	5.39	84.86
	9	280	AUTO OWNERS GRP	482	347	189.25	197.24	3.29	88.14
	10	242	SELECTIVE INS GRP	354	344	645.36	674.66	2.41	90.56
			STATE TOTAL	14,668	10,217	461.15	476.95	100.00	100.00
Connecticut	1	3548	TRAVELERS GRP	8,015	8,910	192.41	219.29	16.95	16.95
	2	50	COUNTRY INS & FIN SERV GRP	7,103	6,775	250.60	255.81	15.02	31.97
	3	91	HARTFORD FIRE & CAS GRP	6,610	6,212	441.39	462.29	13.98	45.95
	4	140	NATIONWIDE CORP GRP	5,153	4,847	239.96	237.19	10.90	56.85
	5	242	SELECTIVE INS GRP	3,949	3,642	23.01	26.66	8.35	65.20
	6	4747	WRM AMER GRP	3,336	1,313	4.12	4.12	7.06	72.26
	7	8	ALLSTATE INS GRP	3,292	3,176	29.33	29.33	6.96	79.22
	8	19	ASSURANT INC GRP	2,748	1,468	64.84	64.84	5.81	85.03
	9	200	UNITED SERV AUTOMOBILE ASSN GRP	2,205	2,100	74.52	94.53	4.66	89.70
	10	111	LIBERTY MUT GRP	1,406	1,312	279.47	280.59	2.97	92.67
			STATE TOTAL	47,282	44,707	196.81	207.02	100.00	100.00
Delaware	1	242	SELECTIVE INS GRP	5,579	5,531	- 10.50	- 9.89	35.75	35.75
	2	140	NATIONWIDE CORP GRP	4,598	4,538	45.05	42.97	29.46	65.21
	3	4747	WRM AMER GRP	1,257	1,221	- 6.27	- 6.27	8.06	73.27
	4	200	UNITED SERV AUTOMOBILE ASSN GRP	984	952	- 24.97	- 20.37	6.31	79.57
	5	91	HARTFORD FIRE & CAS GRP	757	723	91.82	97.55	4.85	84.42
	6	3548	TRAVELERS GRP	747	828	- 5.84	- 0.88	4.79	89.21
	7	8	ALLSTATE INS GRP	426	416	- 29.26	- 29.26	2.73	91.94
	8	111	LIBERTY MUT GRP	377	364	32.78	32.78	2.42	94.36
	9	19	ASSURANT INC GRP	358	263	- 27.98	- 27.98	2.29	96.65
	10	12	AMERICAN INTL GRP	96	96	- 29.62	- 30.44	0.61	97.26
			STATE TOTAL	15,607	15,271	11.61	12.07	100.00	100.00
District Of Columbia	1	140	NATIONWIDE CORP GRP	276	265	- 2.12	- 2.66	24.60	24.60
	2	242	SELECTIVE INS GRP	211	225	- 0.79	- 0.81	18.83	43.43
	3	3548	TRAVELERS GRP	172	178	- 3.68	- 1.93	15.34	58.77
	4	200	UNITED SERV AUTOMOBILE ASSN GRP	149	139	27.17	30.67	13.33	72.10
	5	91	HARTFORD FIRE & CAS GRP	95	91	0.00	0.00	8.51	80.61
	6	8	ALLSTATE INS GRP	66	55	2.96	2.96	5.86	86.48
	7	4747	WRM AMER GRP	51	41	1.21	1.21	4.59	91.07
	8	19	ASSURANT INC GRP	51	20	18.92	18.92	4.53	95.60
	9	473	AMERICAN FAMILY INS GRP	11	8	0.00	0.00	1.00	96.60
	10	111	LIBERTY MUT GRP	10	9	0.00	0.00	0.90	97.50
			STATE TOTAL	1,121	1,065	3.04	3.65	100.00	100.00
Florida	1	4747	WRM AMER GRP	214,559	207,257	2.64	2.75	23.50	23.50
	2	8	ALLSTATE INS GRP	91,320	91,421	4.63	4.63	10.00	33.50
	3	91	HARTFORD FIRE & CAS GRP	89,906	89,516	2.68	2.82	9.85	43.35
	4	19	ASSURANT INC GRP	62,151	61,792	5.47	5.47	6.81	50.16
	5	140	NATIONWIDE CORP GRP	60,582	60,835	1.91	1.90	6.64	56.79
	6	1344	ARX HOLDING CORP GRP	56,207	51,769	14.52	14.52	6.16	62.95
	7	3484	TOWER HILL INS GRP	42,151	37,766	6.46	6.72	4.62	67.57
	8	200	UNITED SERV AUTOMOBILE ASSN GRP	36,900	36,688	1.60	1.85	4.04	71.61
	9	242	SELECTIVE INS GRP	34,157	34,415	6.05	6.85	3.74	75.35
	10	3548	TRAVELERS GRP	27,285	31,064	3.04	3.56	2.99	78.34
			STATE TOTAL	912,976	894,911	3.93	4.07	100.00	100.00

PROPERTY AND CASUALTY INSURANCE INDUSTRY
MARKET SHARE REPORT - TOTAL PREMIUM
BY GROUP
02.3 - FEDERAL FLOOD

May 15, 2014

STATE	Rank	Group/ Company Code	Group/ Company Name	Direct Premiums Written (000)	Direct Premiums Earned (000)	Direct Loss to EP Ratio	Direct Loss & DCC to EP Ratio	Market Share %	Cumulative Market Share %
Georgia	1	4747	WRM AMER GRP	8,930	8,446	5.05	5.05	15.85	15.85
	2	140	NATIONWIDE CORP GRP	8,313	8,390	2.29	2.32	14.75	30.60
	3	8	ALLSTATE INS GRP	7,136	7,326	10.86	10.86	12.66	43.26
	4	200	UNITED SERV AUTOMOBILE ASSN GRP	5,694	5,509	8.33	9.30	10.10	53.36
	5	3548	TRAVELERS GRP	5,629	6,255	9.48	10.22	9.99	63.35
	6	561	GEORGIA FARM BUREAU GRP	4,073	4,073	0.00	0.00	7.23	70.58
	7	91	HARTFORD FIRE & CAS GRP	3,940	3,898	5.20	5.62	6.99	77.57
	8	280	AUTO OWNERS GRP	2,670	2,549	25.99	29.79	4.74	82.31
	9	19	ASSURANT INC GRP	2,642	2,202	17.28	17.28	4.69	87.00
	10	242	SELECTIVE INS GRP	2,449	2,325	- 0.14	0.03	4.35	91.35
			**STATE TOTAL **	56,353	55,186	8.49	8.93	100.00	100.00
Hawaii	1	3098	TOKIO MARINE HOLDINGS INC GRP	14,291	13,365	0.01	0.01	42.63	42.63
	2	242	SELECTIVE INS GRP	10,546	10,115	0.95	0.99	31.46	74.08
	3	19	ASSURANT INC GRP	1,479	1,379	0.18	0.18	4.41	78.49
	4	8	ALLSTATE INS GRP	1,411	1,409	0.00	0.00	4.21	82.70
	5	106	ISLAND INS CO GRP	1,189	1,189	0.35	0.35	3.55	86.25
	6	200	UNITED SERV AUTOMOBILE ASSN GRP	918	897	- 1.61	- 1.54	2.74	88.99
	7	4747	WRM AMER GRP	913	268	6.11	6.11	2.72	91.71
	8	111	LIBERTY MUT GRP	832	796	2.96	2.96	2.48	94.19
	9	91	HARTFORD FIRE & CAS GRP	629	627	0.00	0.00	1.87	96.07
	10	4765	WBL GRP	452	1,069	4.28	4.28	1.35	97.42
			**STATE TOTAL **	33,527	31,919	0.54	0.55	100.00	100.00
Idaho	1	19	ASSURANT INC GRP	547	505	1.03	1.03	14.77	14.77
	2	69	FARMERS INS GRP	544	544	1.16	1.38	14.71	29.48
	3	8	ALLSTATE INS GRP	516	503	0.00	0.00	13.93	43.41
	4	91	HARTFORD FIRE & CAS GRP	476	553	0.00	0.07	12.86	56.27
	5	4747	WRM AMER GRP	357	345	0.45	0.45	9.64	65.91
	6	200	UNITED SERV AUTOMOBILE ASSN GRP	281	264	- 8.05	- 8.08	7.60	73.51
	7	3548	TRAVELERS GRP	221	260	0.00	0.14	5.97	79.47
	8	473	AMERICAN FAMILY INS GRP	136	114	- 0.05	- 0.06	3.66	83.13
	9	242	SELECTIVE INS GRP	135	135	0.00	0.07	3.63	86.77
	10	3098	TOKIO MARINE HOLDINGS INC GRP	120	121	3.77	3.77	3.23	90.00
			**STATE TOTAL **	3,701	3,687	0.97	1.02	100.00	100.00
Illinois	1	91	HARTFORD FIRE & CAS GRP	5,964	5,792	153.11	162.00	19.47	19.47
	2	8	ALLSTATE INS GRP	4,707	4,747	225.31	225.31	15.37	34.84
	3	69	FARMERS INS GRP	2,593	2,497	238.21	253.87	8.47	43.31
	4	280	AUTO OWNERS GRP	2,593	2,442	221.61	239.23	8.47	51.78
	5	3548	TRAVELERS GRP	2,384	2,766	200.00	212.55	7.78	59.56
	6	473	AMERICAN FAMILY INS GRP	2,334	2,155	325.09	344.09	7.62	67.18
	7	19	ASSURANT INC GRP	2,126	1,825	116.28	116.28	6.94	74.12
	8	242	SELECTIVE INS GRP	2,105	1,917	307.54	321.07	6.87	80.99
	9	4747	WRM AMER GRP	1,756	1,652	178.94	178.94	5.73	86.73
	10	200	UNITED SERV AUTOMOBILE ASSN GRP	1,161	1,053	109.92	122.63	3.79	90.52
			**STATE TOTAL **	30,625	29,629	200.30	208.87	100.00	100.00
Indiana	1	280	AUTO OWNERS GRP	3,255	3,194	70.75	76.01	18.33	18.33
	2	242	SELECTIVE INS GRP	2,554	2,493	107.37	111.86	14.38	32.71
	3	4747	WRM AMER GRP	2,153	2,121	155.08	155.08	12.12	44.84
	4	91	HARTFORD FIRE & CAS GRP	1,433	1,436	29.86	31.92	8.07	52.90
	5	8	ALLSTATE INS GRP	1,385	1,466	60.00	60.00	7.80	60.70
	6	19	ASSURANT INC GRP	1,269	1,233	58.61	58.61	7.14	67.85
	7	473	AMERICAN FAMILY INS GRP	1,140	1,120	33.00	35.18	6.42	74.27
	8	140	NATIONWIDE CORP GRP	987	985	46.59	46.70	5.56	79.83
	9	69	FARMERS INS GRP	918	946	35.87	38.48	5.17	85.00
	10	3548	TRAVELERS GRP	879	1,108	13.64	15.07	4.95	89.95
			**STATE TOTAL **	17,759	17,836	71.31	74.60	100.00	100.00

PROPERTY AND CASUALTY INSURANCE INDUSTRY
MARKET SHARE REPORT - TOTAL PREMIUM
BY GROUP
02.3 - FEDERAL FLOOD

May 15, 2014

STATE	Rank	Group/ Company Code	Group/ Company Name	Direct Premiums Written (000)	Direct Premiums Earned (000)	Direct Loss to EP Ratio	Direct Loss & DCC to EP Ratio	Market Share %	Cumulative Market Share %
Iowa	1	242	SELECTIVE INS GRP	3,064	3,025	15.87	18.90	27.19	27.19
	2	280	AUTO OWNERS GRP	1,650	1,578	38.01	43.38	14.64	41.84
	3	91	HARTFORD FIRE & CAS GRP	1,483	1,464	31.20	34.32	13.16	54.99
	4	4747	WRM AMER GRP	1,021	782	18.92	18.92	9.06	64.05
	5	140	NATIONWIDE CORP GRP	988	952	41.69	41.77	8.77	72.82
	6	19	ASSURANT INC GRP	766	729	11.64	11.64	6.79	79.62
	7	473	AMERICAN FAMILY INS GRP	703	687	10.31	12.68	6.24	85.85
	8	3548	TRAVELERS GRP	578	629	34.13	36.94	5.13	90.98
	9	69	FARMERS INS GRP	235	225	37.80	41.98	2.08	93.06
	10	8	ALLSTATE INS GRP	226	230	33.58	33.58	2.01	95.07
			STATE TOTAL	11,267	11,076	27.77	29.79	100.00	100.00
Kansas	1	473	AMERICAN FAMILY INS GRP	1,061	982	8.65	9.84	14.56	14.56
	2	4747	WRM AMER GRP	993	930	7.51	7.51	13.64	28.20
	3	19	ASSURANT INC GRP	927	850	104.85	104.85	12.72	40.92
	4	69	FARMERS INS GRP	737	748	8.45	9.34	10.11	51.03
	5	91	HARTFORD FIRE & CAS GRP	694	681	83.18	86.09	9.52	60.56
	6	3548	TRAVELERS GRP	563	668	9.42	10.26	7.73	68.29
	7	242	SELECTIVE INS GRP	476	446	4.19	4.74	6.53	74.82
	8	140	NATIONWIDE CORP GRP	426	452	32.15	32.24	5.85	80.68
	9	3098	TOKIO MARINE HOLDINGS INC GRP	376	359	12.95	12.95	5.16	85.83
	10	200	UNITED SERV AUTOMOBILE ASSN GRP	364	339	8.15	10.10	4.99	90.82
			STATE TOTAL	7,284	7,101	28.04	28.80	100.00	100.00
Kentucky	1	109	KENTUCKY FARM BUREAU GRP	3,182	3,182	0.00	0.00	19.40	19.40
	2	19	ASSURANT INC GRP	1,777	1,628	23.79	23.79	10.84	30.24
	3	91	HARTFORD FIRE & CAS GRP	1,665	1,680	36.79	38.67	10.15	40.39
	4	242	SELECTIVE INS GRP	1,555	1,491	61.23	64.55	9.48	49.88
	5	4747	WRM AMER GRP	1,331	1,258	1.62	1.62	8.12	57.99
	6	280	AUTO OWNERS GRP	1,307	1,157	49.62	54.32	7.97	65.96
	7	3548	TRAVELERS GRP	1,214	1,416	10.44	11.35	7.41	73.37
	8	8	ALLSTATE INS GRP	994	991	26.32	26.32	6.06	79.43
	9	140	NATIONWIDE CORP GRP	825	804	20.69	20.49	5.03	84.46
	10	12	AMERICAN INTL GRP	734	392	10.97	11.08	4.47	88.93
			STATE TOTAL	16,398	15,704	25.11	26.19	100.00	100.00
Louisiana	1	4747	WRM AMER GRP	92,972	88,071	6.17	6.53	35.44	35.44
	2	8	ALLSTATE INS GRP	50,028	49,550	11.21	11.21	19.07	54.52
	3	19	ASSURANT INC GRP	21,229	24,191	- 3.44	- 3.44	8.09	62.61
	4	483	SOUTHERN FARM BUREAU CAS GRP	11,796	11,477	24.03	24.03	4.50	67.11
	5	91	HARTFORD FIRE & CAS GRP	10,127	9,790	26.36	28.05	3.86	70.97
	6	4800	SOUTHPORT GRP	9,534	9,534	21.33	22.84	3.63	74.60
	7	200	UNITED SERV AUTOMOBILE ASSN GRP	8,283	8,019	3.51	3.94	3.16	77.76
	8	3548	TRAVELERS GRP	8,179	9,172	7.65	9.76	3.12	80.88
	9	12	AMERICAN INTL GRP	7,750	7,750	1.19	1.21	2.95	83.83
	10	242	SELECTIVE INS GRP	7,720	7,430	9.80	11.65	2.94	86.78
			STATE TOTAL	262,307	256,801	10.24	10.84	100.00	100.00
Maine	1	4747	WRM AMER GRP	1,419	1,362	4.10	4.10	17.04	17.04
	2	8	ALLSTATE INS GRP	1,367	1,344	8.95	8.95	16.41	33.45
	3	50	COUNTRY INS & FIN SERV GRP	1,104	1,108	28.82	30.01	13.25	46.71
	4	3548	TRAVELERS GRP	723	881	0.50	1.01	8.69	55.39
	5	91	HARTFORD FIRE & CAS GRP	720	634	24.78	26.23	8.64	64.04
	6	311	MAIN STREET AMER GRP	579	561	1.10	1.10	6.95	70.99
	7	242	SELECTIVE INS GRP	563	488	1.94	2.00	6.77	77.76
	8	200	UNITED SERV AUTOMOBILE ASSN GRP	389	384	0.37	0.67	4.67	82.43
	9	19	ASSURANT INC GRP	379	148	19.76	19.76	4.56	86.99
	10	195	UNION MUTUAL FIRE INS GRP	234	241	0.00	0.00	2.81	89.80
			STATE TOTAL	8,328	7,952	8.81	9.18	100.00	100.00

PROPERTY AND CASUALTY INSURANCE INDUSTRY
MARKET SHARE REPORT - TOTAL PREMIUM
BY GROUP
02.3 - FEDERAL FLOOD

May 15, 2014

STATE	Rank	Group/ Company Code	Group/ Company Name	Direct Premiums Written (000)	Direct Premiums Earned (000)	Direct Loss to EP Ratio	Direct Loss & DCC to EP Ratio	Market Share %	Cumulative Market Share %
Maryland	1	140	NATIONWIDE CORP GRP	11,737	11,358	7.48	5.96	30.77	30.77
	2	242	SELECTIVE INS GRP	8,480	8,191	12.06	12.89	22.23	53.00
	3	8	ALLSTATE INS GRP	3,544	3,465	- 2.82	- 2.82	9.29	62.29
	4	200	UNITED SERV AUTOMOBILE ASSN GRP	3,363	3,223	- 5.69	- 3.63	8.82	71.11
	5	3548	TRAVELERS GRP	2,696	3,196	0.20	2.53	7.07	78.18
	6	4747	WRM AMER GRP	2,486	2,426	- 9.72	- 9.72	6.52	84.70
	7	91	HARTFORD FIRE & CAS GRP	2,479	2,321	49.48	53.04	6.50	91.20
	8	19	ASSURANT INC GRP	1,338	819	1.78	1.78	3.51	94.70
	9	111	LIBERTY MUT GRP	483	475	36.28	36.28	1.27	95.97
	10	69	FARMERS INS GRP	409	374	- 5.56	- 4.47	1.07	97.04
			STATE TOTAL	38,144	36,880	6.61	6.82	100.00	100.00
Massachusetts	1	91	HARTFORD FIRE & CAS GRP	14,357	13,692	24.54	25.92	22.96	22.96
	2	3548	TRAVELERS GRP	12,638	14,467	11.89	13.44	20.21	43.17
	3	4747	WRM AMER GRP	11,846	11,370	22.65	22.65	18.94	62.11
	4	19	ASSURANT INC GRP	5,046	2,601	32.11	32.11	8.07	70.18
	5	242	SELECTIVE INS GRP	3,882	3,692	13.92	15.34	6.21	76.39
	6	140	NATIONWIDE CORP GRP	3,586	3,436	36.79	36.88	5.73	82.12
	7	3098	TOKIO MARINE HOLDINGS INC GRP	1,799	1,752	19.68	19.68	2.88	85.00
	8	200	UNITED SERV AUTOMOBILE ASSN GRP	1,758	1,648	35.15	37.48	2.81	87.81
	9	111	LIBERTY MUT GRP	1,682	1,619	8.82	8.14	2.69	90.50
	10	311	MAIN STREET AMER GRP	1,269	2,014	38.51	38.51	2.03	92.53
			STATE TOTAL	62,536	60,585	21.53	22.55	100.00	100.00
Michigan	1	280	AUTO OWNERS GRP	6,073	6,006	45.63	49.11	36.98	36.98
	2	91	HARTFORD FIRE & CAS GRP	1,952	2,013	15.67	17.24	11.89	48.87
	3	8	ALLSTATE INS GRP	1,367	1,350	33.71	33.71	8.32	57.19
	4	242	SELECTIVE INS GRP	1,214	1,149	42.87	45.53	7.40	64.59
	5	69	FARMERS INS GRP	1,085	1,105	20.29	22.72	6.61	71.20
	6	19	ASSURANT INC GRP	900	921	55.91	55.91	5.48	76.68
	7	12	AMERICAN INTL GRP	717	717	318.12	316.63	4.37	81.05
	8	140	NATIONWIDE CORP GRP	708	729	34.36	34.43	4.31	85.36
	9	200	UNITED SERV AUTOMOBILE ASSN GRP	470	446	52.23	56.51	2.86	88.22
	10	4747	WRM AMER GRP	439	420	30.41	30.41	2.67	90.89
			STATE TOTAL	16,420	16,282	56.79	59.12	100.00	100.00
Minnesota	1	280	AUTO OWNERS GRP	2,139	2,019	14.52	16.99	28.63	28.63
	2	473	AMERICAN FAMILY INS GRP	927	884	- 1.56	- 1.00	12.41	41.04
	3	91	HARTFORD FIRE & CAS GRP	873	855	26.40	27.34	11.69	52.72
	4	69	FARMERS INS GRP	537	526	1.26	1.62	7.19	59.92
	5	19	ASSURANT INC GRP	467	441	- 0.11	- 0.11	6.26	66.17
	6	140	NATIONWIDE CORP GRP	398	384	3.59	3.62	5.33	71.50
	7	200	UNITED SERV AUTOMOBILE ASSN GRP	372	339	21.85	24.92	4.97	76.47
	8	8	ALLSTATE INS GRP	326	319	0.77	0.77	4.36	80.83
	9	3548	TRAVELERS GRP	322	362	7.01	8.18	4.31	85.14
	10	242	SELECTIVE INS GRP	322	293	2.47	2.58	4.31	89.45
			STATE TOTAL	7,471	7,188	3.33	3.05	100.00	100.00
Mississippi	1	4747	WRM AMER GRP	7,687	7,343	23.32	24.13	22.64	22.64
	2	140	NATIONWIDE CORP GRP	4,604	4,712	26.10	25.99	13.56	36.21
	3	242	SELECTIVE INS GRP	3,905	3,756	19.22	21.16	11.50	47.71
	4	8	ALLSTATE INS GRP	3,773	3,703	- 8.11	- 8.11	11.11	58.83
	5	19	ASSURANT INC GRP	2,703	2,770	18.53	18.53	7.96	66.79
	6	483	SOUTHERN FARM BUREAU CAS GRP	2,490	2,376	32.67	32.67	7.34	74.13
	7	12	AMERICAN INTL GRP	2,108	2,108	- 1.83	- 2.89	6.21	80.34
	8	91	HARTFORD FIRE & CAS GRP	1,824	1,744	37.41	39.45	5.37	85.71
	9	200	UNITED SERV AUTOMOBILE ASSN GRP	1,517	1,461	6.46	7.17	4.47	90.18
	10	3548	TRAVELERS GRP	872	973	42.87	47.52	2.57	92.74
			STATE TOTAL	33,945	33,054	19.48	20.19	100.00	100.00

PROPERTY AND CASUALTY INSURANCE INDUSTRY
MARKET SHARE REPORT - TOTAL PREMIUM
BY GROUP
02.3 - FEDERAL FLOOD

May 15, 2014

STATE	Rank	Group/ Company Code	Group/ Company Name	Direct Premiums Written (000)	Direct Premiums Earned (000)	Direct Loss to EP Ratio	Direct Loss & DCC to EP Ratio	Market Share %	Cumulative Market Share %
Missouri	1	19	ASSURANT INC GRP	2,387	2,227	72.38	72.38	13.44	13.44
	2	4747	WRM AMER GRP	2,274	2,217	102.47	102.47	12.80	26.24
	3	91	HARTFORD FIRE & CAS GRP	2,149	2,181	53.62	56.27	12.10	38.34
	4	242	SELECTIVE INS GRP	1,913	1,705	62.30	65.55	10.77	49.11
	5	3548	TRAVELERS GRP	1,835	2,104	25.75	27.79	10.33	59.44
	6	473	AMERICAN FAMILY INS GRP	1,696	1,583	78.44	83.79	9.55	68.99
	7	69	FARMERS INS GRP	1,354	1,338	74.38	79.26	7.62	76.61
	8	280	AUTO OWNERS GRP	825	855	223.30	248.04	4.64	81.26
	9	3098	TOKIO MARINE HOLDINGS INC GRP	739	711	4.22	4.22	4.16	85.42
	10	8	ALLSTATE INS GRP	564	564	142.26	142.26	3.18	88.59
			STATE TOTAL	17,763	17,484	70.54	73.68	100.00	100.00
Montana	1	91	HARTFORD FIRE & CAS GRP	1,435	1,422	11.93	12.61	48.33	48.33
	2	69	FARMERS INS GRP	361	352	17.31	19.39	12.17	60.50
	3	8	ALLSTATE INS GRP	197	191	0.00	0.00	6.64	67.14
	4	19	ASSURANT INC GRP	190	148	3.51	3.51	6.39	73.52
	5	200	UNITED SERV AUTOMOBILE ASSN GRP	179	160	19.35	22.95	6.02	79.54
	6	4747	WRM AMER GRP	163	150	0.24	0.24	5.48	85.02
	7	3548	TRAVELERS GRP	161	182	1.32	2.00	5.44	90.46
	8	140	NATIONWIDE CORP GRP	53	51	- 12.14	- 12.02	1.79	92.25
	9	242	SELECTIVE INS GRP	51	46	1.37	1.42	1.73	93.98
	10	84	AMERICAN FINANCIAL GRP	45	53	0.71	0.73	1.51	95.49
			STATE TOTAL	2,969	2,880	9.47	10.32	100.00	100.00
Nebraska	1	4747	WRM AMER GRP	1,392	1,351	1.46	1.46	17.68	17.68
	2	280	AUTO OWNERS GRP	953	950	23.23	24.50	12.10	29.78
	3	19	ASSURANT INC GRP	837	796	2.68	2.68	10.62	40.41
	4	242	SELECTIVE INS GRP	797	787	0.16	0.14	10.12	50.52
	5	91	HARTFORD FIRE & CAS GRP	751	729	5.51	5.70	9.54	60.06
	6	473	AMERICAN FAMILY INS GRP	656	608	- 1.93	- 2.05	8.33	68.39
	7	140	NATIONWIDE CORP GRP	649	620	- 1.77	- 1.79	8.24	76.63
	8	3548	TRAVELERS GRP	508	574	9.48	10.31	6.46	83.08
	9	69	FARMERS INS GRP	447	444	1.12	1.12	5.68	88.77
	10	8	ALLSTATE INS GRP	295	276	0.00	0.00	3.74	92.51
			STATE TOTAL	7,875	7,725	4.85	5.36	100.00	100.00
Nevada	1	91	HARTFORD FIRE & CAS GRP	1,421	1,446	0.35	0.64	19.22	19.22
	2	69	FARMERS INS GRP	1,218	1,248	- 3.75	- 3.59	16.47	35.69
	3	19	ASSURANT INC GRP	912	871	0.59	0.59	12.33	48.02
	4	8	ALLSTATE INS GRP	820	815	1.21	1.21	11.09	59.10
	5	4747	WRM AMER GRP	559	523	4.40	4.40	7.56	66.67
	6	3548	TRAVELERS GRP	490	547	0.78	1.25	6.62	73.29
	7	200	UNITED SERV AUTOMOBILE ASSN GRP	431	399	- 2.10	- 1.03	5.83	79.12
	8	473	AMERICAN FAMILY INS GRP	306	279	77.33	79.82	4.14	83.26
	9	1278	CSAA INS GRP	214	219	1.22	1.22	2.89	86.15
	10	111	LIBERTY MUT GRP	165	155	0.00	0.00	2.24	88.39
			STATE TOTAL	7,396	7,349	3.60	3.88	100.00	100.00
New Hampshire	1	4747	WRM AMER GRP	1,152	1,049	7.74	7.74	15.05	15.05
	2	91	HARTFORD FIRE & CAS GRP	867	848	9.44	10.16	11.32	26.37
	3	140	NATIONWIDE CORP GRP	787	760	- 0.61	- 0.63	10.28	36.65
	4	3548	TRAVELERS GRP	770	859	0.64	1.17	10.06	46.72
	5	50	COUNTRY INS & FIN SERV GRP	754	745	33.18	34.54	9.85	56.56
	6	242	SELECTIVE INS GRP	602	531	4.19	4.96	7.86	64.42
	7	8	ALLSTATE INS GRP	548	516	0.13	0.13	7.16	71.58
	8	195	UNION MUTUAL FIRE INS GRP	387	360	0.00	0.00	5.06	76.64
	9	200	UNITED SERV AUTOMOBILE ASSN GRP	344	326	2.84	3.30	4.49	81.13
	10	111	LIBERTY MUT GRP	339	336	12.13	12.13	4.43	85.56
			STATE TOTAL	7,655	7,333	7.23	7.64	100.00	100.00

PROPERTY AND CASUALTY INSURANCE INDUSTRY
MARKET SHARE REPORT - TOTAL PREMIUM
BY GROUP
02.3 - FEDERAL FLOOD

May 15, 2014

STATE	Rank	Group/ Company Code	Group/ Company Name	Direct Premiums Written (000)	Direct Premiums Earned (000)	Direct Loss to EP Ratio	Direct Loss & DCC to EP Ratio	Market Share %	Cumulative Market Share %
New Jersey	1	242	SELECTIVE INS GRP	51,579	50,682	270.63	295.48	24.85	24.85
	2	4747	WRM AMER GRP	35,102	32,827	178.20	178.54	16.91	41.76
	3	91	HARTFORD FIRE & CAS GRP	27,585	26,732	1226.71	1285.59	13.29	55.05
	4	140	NATIONWIDE CORP GRP	22,541	21,526	596.94	573.85	10.86	65.91
	5	19	ASSURANT INC GRP	12,530	11,766	369.90	369.90	6.04	71.95
	6	3548	TRAVELERS GRP	12,191	13,661	677.00	744.45	5.87	77.82
	7	8	ALLSTATE INS GRP	12,012	11,752	412.66	412.66	5.79	83.61
	8	708	NEW JERSEY MANUFACTURERS GRP	10,802	10,485	731.13	748.98	5.20	88.81
	9	200	UNITED SERV AUTOMOBILE ASSN GRP	5,317	5,231	153.63	184.52	2.56	91.38
	10	1227	PALISADES GRP	4,947	4,952	546.57	568.97	2.38	93.76
			STATE TOTAL	207,556	201,784	515.33	534.14	100.00	100.00
New Mexico	1	69	FARMERS INS GRP	2,396	2,405	6.75	6.94	25.06	25.06
	2	8	ALLSTATE INS GRP	1,728	1,724	3.16	3.16	18.07	43.13
	3	91	HARTFORD FIRE & CAS GRP	1,589	1,591	308.50	322.14	16.62	59.75
	4	200	UNITED SERV AUTOMOBILE ASSN GRP	861	835	- 0.21	0.15	9.00	68.76
	5	4765	WBL GRP	592	964	6.10	6.10	6.19	74.94
	6	19	ASSURANT INC GRP	504	471	43455.70	43455.70	5.27	80.22
	7	4747	WRM AMER GRP	437	87	10.39	10.39	4.57	84.79
	8	3548	TRAVELERS GRP	339	408	33.02	34.16	3.54	88.33
	9	3098	TOKIO MARINE HOLDINGS INC GRP	266	261	29.09	29.09	2.78	91.11
	10	242	SELECTIVE INS GRP	167	159	0.66	0.69	1.75	92.85
			STATE TOTAL	9,560	9,562	2197.35	2199.77	100.00	100.00
New York	1	3548	TRAVELERS GRP	37,854	41,217	843.50	934.51	22.85	22.85
	2	8	ALLSTATE INS GRP	30,580	28,421	709.46	709.46	18.46	41.31
	3	4747	WRM AMER GRP	17,840	4,300	38.59	38.80	10.77	52.08
	4	19	ASSURANT INC GRP	15,659	8,339	-2111.39	-2111.39	9.45	61.53
	5	242	SELECTIVE INS GRP	11,959	10,970	13.45	22.92	7.22	68.75
	6	91	HARTFORD FIRE & CAS GRP	11,245	10,043	2388.70	2483.35	6.79	75.54
	7	140	NATIONWIDE CORP GRP	11,080	10,218	933.85	921.55	6.69	82.23
	8	4765	WBL GRP	8,517	17,560	296.03	296.69	5.14	87.37
	9	111	LIBERTY MUT GRP	5,660	5,348	2071.89	2082.69	3.42	90.79
	10	200	UNITED SERV AUTOMOBILE ASSN GRP	3,980	3,785	248.08	277.83	2.40	93.19
			STATE TOTAL	165,650	152,114	620.66	655.36	100.00	100.00
North Carolina	1	91	HARTFORD FIRE & CAS GRP	14,383	14,047	15.59	16.46	15.67	15.67
	2	242	SELECTIVE INS GRP	14,088	13,601	8.61	9.01	15.35	31.03
	3	140	NATIONWIDE CORP GRP	14,081	13,891	3.89	3.60	15.35	46.37
	4	324	NORTH CAROLINA FARM BUREAU GRP	12,111	12,111	2.62	2.62	13.20	59.57
	5	4747	WRM AMER GRP	8,851	8,504	4.46	4.46	9.65	69.22
	6	200	UNITED SERV AUTOMOBILE ASSN GRP	5,828	5,525	3.40	4.42	6.35	75.57
	7	3548	TRAVELERS GRP	4,328	5,076	13.84	15.01	4.72	80.29
	8	8	ALLSTATE INS GRP	3,432	3,353	12.33	12.33	3.74	84.03
	9	689	BANKERS INS GRP	3,237	3,006	- 0.77	- 0.30	3.53	87.55
	10	280	AUTO OWNERS GRP	3,051	2,975	11.20	- 0.24	3.33	90.88
			STATE TOTAL	91,758	89,550	8.63	8.56	100.00	100.00
North Dakota	1	280	AUTO OWNERS GRP	1,862	1,762	11.92	12.95	27.41	27.41
	2	91	HARTFORD FIRE & CAS GRP	1,241	1,159	31.20	34.34	18.26	45.66
	3	19	ASSURANT INC GRP	905	807	2.26	2.26	13.31	58.97
	4	473	AMERICAN FAMILY INS GRP	710	662	-109.35	-112.58	10.45	69.43
	5	140	NATIONWIDE CORP GRP	410	416	- 38.34	- 38.52	6.04	75.47
	6	4747	WRM AMER GRP	351	301	2.08	2.08	5.16	80.63
	7	69	FARMERS INS GRP	316	299	8.51	9.43	4.65	85.28
	8	200	UNITED SERV AUTOMOBILE ASSN GRP	254	232	27.33	31.22	3.74	89.02
	9	8	ALLSTATE INS GRP	214	206	53.24	53.24	3.16	92.17
	10	242	SELECTIVE INS GRP	192	176	- 22.62	- 23.06	2.82	94.99
			STATE TOTAL	6,795	6,380	0.89	1.64	100.00	100.00

PROPERTY AND CASUALTY INSURANCE INDUSTRY
MARKET SHARE REPORT - TOTAL PREMIUM
BY GROUP
02.3 - FEDERAL FLOOD

May 15, 2014

STATE	Rank	Group/ Company Code	Group/ Company Name	Direct Premiums Written (000)	Direct Premiums Earned (000)	Direct Loss to EP Ratio	Direct Loss & DCC to EP Ratio	Market Share %	Cumulative Market Share %
Ohio	1	280	AUTO OWNERS GRP	4,785	4,551	29.67	30.51	17.64	17.64
	2	140	NATIONWIDE CORP GRP	3,001	2,983	28.31	28.26	11.06	28.70
	3	91	HARTFORD FIRE & CAS GRP	2,635	2,776	14.44	15.59	9.71	38.41
	4	19	ASSURANT INC GRP	2,541	2,194	16.35	16.35	9.37	47.77
	5	3548	TRAVELERS GRP	2,344	2,648	26.45	28.24	8.64	56.41
	6	8	ALLSTATE INS GRP	2,259	2,247	30.50	30.50	8.32	64.74
	7	242	SELECTIVE INS GRP	2,170	2,037	81.78	84.37	8.00	72.73
	8	228	WESTFIELD GRP	1,690	1,690	96.46	100.58	6.23	78.96
	9	4747	WRM AMER GRP	1,129	1,027	22.84	22.84	4.16	83.12
	10	69	FARMERS INS GRP	967	968	26.50	28.77	3.56	86.69
			**STATE TOTAL **	27,135	26,567	32.32	33.20	100.00	100.00
Oklahoma	1	19	ASSURANT INC GRP	1,849	1,621	17.37	17.37	19.79	19.79
	2	69	FARMERS INS GRP	1,373	1,339	63.73	68.26	14.70	34.50
	3	91	HARTFORD FIRE & CAS GRP	1,246	1,399	100.70	105.35	13.34	47.84
	4	4747	WRM AMER GRP	1,035	1,037	199.08	199.08	11.09	58.92
	5	200	UNITED SERV AUTOMOBILE ASSN GRP	736	689	12.78	15.07	7.88	66.81
	6	8	ALLSTATE INS GRP	595	592	44.62	44.62	6.37	73.18
	7	3548	TRAVELERS GRP	526	576	36.41	38.93	5.63	78.81
	8	3098	TOKIO MARINE HOLDINGS INC GRP	494	519	73.35	73.35	5.29	84.10
	9	140	NATIONWIDE CORP GRP	369	351	72.33	72.54	3.95	88.05
	10	242	SELECTIVE INS GRP	289	256	66.64	69.71	3.09	91.14
			**STATE TOTAL **	9,341	9,138	67.01	68.85	100.00	100.00
Oregon	1	91	HARTFORD FIRE & CAS GRP	5,045	4,991	10.20	10.77	24.91	24.91
	2	19	ASSURANT INC GRP	4,182	4,162	3.58	3.58	20.65	45.57
	3	69	FARMERS INS GRP	3,629	3,666	2.58	2.78	17.92	63.49
	4	8	ALLSTATE INS GRP	2,102	2,110	0.37	0.37	10.38	73.86
	5	200	UNITED SERV AUTOMOBILE ASSN GRP	973	921	- 11.13	- 10.87	4.81	78.67
	6	4747	WRM AMER GRP	899	879	1.87	1.87	4.44	83.11
	7	473	AMERICAN FAMILY INS GRP	867	771	- 0.54	- 0.56	4.28	87.39
	8	3548	TRAVELERS GRP	727	909	3.24	3.81	3.59	90.98
	9	140	NATIONWIDE CORP GRP	648	643	- 0.18	- 0.18	3.20	94.18
	10	242	SELECTIVE INS GRP	301	318	- 0.67	- 0.69	1.49	95.67
			**STATE TOTAL **	20,251	20,187	3.39	3.60	100.00	100.00
Pennsylvania	1	242	SELECTIVE INS GRP	11,783	11,181	18.41	20.44	20.40	20.40
	2	140	NATIONWIDE CORP GRP	10,154	9,994	- 3.64	- 3.40	17.58	37.97
	3	3548	TRAVELERS GRP	7,109	8,215	34.11	37.36	12.31	50.28
	4	4747	WRM AMER GRP	6,004	5,841	9.34	9.34	10.39	60.68
	5	8	ALLSTATE INS GRP	4,982	4,926	15.54	15.54	8.62	69.30
	6	19	ASSURANT INC GRP	3,888	2,719	3.00	3.00	6.73	76.03
	7	888	MUTUAL FIRE MARINE & INLAND INS GRP	2,675	2,554	39.74	42.23	4.63	80.66
	8	91	HARTFORD FIRE & CAS GRP	2,650	2,590	47.02	49.23	4.59	85.25
	9	200	UNITED SERV AUTOMOBILE ASSN GRP	1,692	1,627	- 19.24	- 18.38	2.93	88.18
	10	111	LIBERTY MUT GRP	1,390	1,331	23.25	22.58	2.41	90.58
			**STATE TOTAL **	57,767	55,983	15.69	16.83	100.00	100.00
Rhode Island	1	3548	TRAVELERS GRP	3,734	4,320	61.93	73.73	18.80	18.80
	2	242	SELECTIVE INS GRP	3,466	3,253	39.19	42.58	17.45	36.25
	3	4747	WRM AMER GRP	3,072	3,046	0.47	0.47	15.47	51.72
	4	140	NATIONWIDE CORP GRP	2,774	2,744	20.08	18.28	13.97	65.69
	5	8	ALLSTATE INS GRP	1,647	1,649	21.96	21.96	8.29	73.98
	6	19	ASSURANT INC GRP	1,225	714	-181.17	-181.17	6.17	80.15
	7	91	HARTFORD FIRE & CAS GRP	998	933	181.07	190.53	5.02	85.17
	8	200	UNITED SERV AUTOMOBILE ASSN GRP	914	882	26.17	28.85	4.60	89.77
	9	111	LIBERTY MUT GRP	417	416	116.80	116.08	2.10	91.87
	10	241	METROPOLITAN GRP	335	329	13.73	17.41	1.68	93.56
			**STATE TOTAL **	19,861	19,458	41.36	45.27	100.00	100.00

PROPERTY AND CASUALTY INSURANCE INDUSTRY
MARKET SHARE REPORT - TOTAL PREMIUM
BY GROUP
02.3 - FEDERAL FLOOD

May 15, 2014

STATE	Rank	Group/ Company Code	Group/ Company Name	Direct Premiums Written (000)	Direct Premiums Earned (000)	Direct Loss to EP Ratio	Direct Loss & DCC to EP Ratio	Market Share %	Cumulative Market Share %
South Carolina	1	140	NATIONWIDE CORP GRP	18,780	18,939	0.99	0.99	16.49	16.49
	2	242	SELECTIVE INS GRP	15,865	14,922	0.57	0.67	13.93	30.42
	3	4747	WRM AMER GRP	13,802	13,540	0.80	0.80	12.12	42.54
	4	3548	TRAVELERS GRP	12,442	13,536	0.51	0.58	10.92	53.46
	5	91	HARTFORD FIRE & CAS GRP	10,496	10,221	3.26	3.38	9.22	62.68
	6	200	UNITED SERV AUTOMOBILE ASSN GRP	7,937	7,695	1.00	1.34	6.97	69.65
	7	8	ALLSTATE INS GRP	6,768	6,650	7.10	7.10	5.94	75.59
	8	19	ASSURANT INC GRP	6,147	5,054	3.22	3.22	5.40	80.99
	9	225	IAT REINS CO GRP	4,049	4,049	0.00	0.00	3.55	84.54
	10	533	SOUTH CAROLINA FARM BUREAU MUT GRP	2,832	2,770	1.22	1.22	2.49	87.03
			STATE TOTAL	113,893	110,471	2.06	2.12	100.00	100.00
South Dakota	1	280	AUTO OWNERS GRP	850	820	24.83	34.03	24.26	24.26
	2	140	NATIONWIDE CORP GRP	378	381	- 8.30	- 8.68	10.80	35.06
	3	473	AMERICAN FAMILY INS GRP	371	351	- 16.65	- 17.05	10.58	45.64
	4	19	ASSURANT INC GRP	359	397	55.31	55.31	10.26	55.90
	5	91	HARTFORD FIRE & CAS GRP	302	285	144.48	151.83	8.62	64.52
	6	69	FARMERS INS GRP	269	263	4.30	4.72	7.68	72.21
	7	4747	WRM AMER GRP	255	265	5.36	5.36	7.28	79.49
	8	242	SELECTIVE INS GRP	245	218	60.47	62.14	6.98	86.47
	9	3098	TOKIO MARINE HOLDINGS INC GRP	173	171	3.89	3.89	4.93	91.40
	10	200	UNITED SERV AUTOMOBILE ASSN GRP	92	85	55.17	61.73	2.63	94.03
			STATE TOTAL	3,503	3,440	29.49	32.52	100.00	100.00
Tennessee	1	4747	WRM AMER GRP	3,512	3,308	29.91	29.91	18.25	18.25
	2	3548	TRAVELERS GRP	2,427	2,871	40.37	43.06	12.62	30.87
	3	280	AUTO OWNERS GRP	2,347	2,209	53.55	56.31	12.20	43.07
	4	91	HARTFORD FIRE & CAS GRP	2,011	1,849	15.61	16.58	10.45	53.52
	5	19	ASSURANT INC GRP	1,294	966	110.74	110.74	6.73	60.25
	6	8	ALLSTATE INS GRP	1,238	1,227	74.84	74.84	6.43	66.68
	7	200	UNITED SERV AUTOMOBILE ASSN GRP	1,225	1,162	25.98	29.90	6.37	73.05
	8	140	NATIONWIDE CORP GRP	1,088	1,107	52.62	52.68	5.65	78.70
	9	242	SELECTIVE INS GRP	938	927	31.63	33.12	4.87	83.58
	10	69	FARMERS INS GRP	706	708	91.41	98.23	3.67	87.25
			STATE TOTAL	19,239	18,647	51.87	53.73	100.00	100.00
Texas	1	4747	WRM AMER GRP	85,487	82,322	4.76	4.80	27.97	27.97
	2	69	FARMERS INS GRP	47,618	47,003	21.00	21.68	15.58	43.55
	3	8	ALLSTATE INS GRP	40,179	39,512	15.76	15.76	13.15	56.70
	4	140	NATIONWIDE CORP GRP	27,809	27,666	11.94	11.96	9.10	65.80
	5	200	UNITED SERV AUTOMOBILE ASSN GRP	21,081	20,176	32.85	34.56	6.90	72.70
	6	3548	TRAVELERS GRP	19,275	21,940	25.82	26.51	6.31	79.00
	7	91	HARTFORD FIRE & CAS GRP	13,941	13,404	5.92	6.30	4.56	83.56
	8	19	ASSURANT INC GRP	12,229	9,627	22.47	22.47	4.00	87.56
	9	1344	ARX HOLDING CORP GRP	7,972	6,751	28.94	28.94	2.61	90.17
	10	111	LIBERTY MUT GRP	5,289	4,940	9.30	9.37	1.73	91.90
			STATE TOTAL	305,626	296,939	16.20	17.09	100.00	100.00
Utah	1	91	HARTFORD FIRE & CAS GRP	331	384	0.00	0.19	13.98	13.98
	2	69	FARMERS INS GRP	300	291	9.99	11.08	12.68	26.66
	3	200	UNITED SERV AUTOMOBILE ASSN GRP	264	242	1.85	2.57	11.18	37.84
	4	8	ALLSTATE INS GRP	264	269	1.11	1.11	11.17	49.01
	5	4747	WRM AMER GRP	180	156	0.39	0.39	7.60	56.62
	6	280	AUTO OWNERS GRP	162	143	0.00	0.00	6.86	63.48
	7	19	ASSURANT INC GRP	158	109	5.69	5.69	6.69	70.17
	8	3548	TRAVELERS GRP	152	195	0.00	0.00	6.42	76.59
	9	140	NATIONWIDE CORP GRP	83	78	0.00	0.00	3.49	80.09
	10	242	SELECTIVE INS GRP	82	93	- 1.52	- 1.57	3.45	83.54
			STATE TOTAL	2,365	2,339	2.65	2.95	100.00	100.00

PROPERTY AND CASUALTY INSURANCE INDUSTRY
MARKET SHARE REPORT - TOTAL PREMIUM
BY GROUP
02.3 - FEDERAL FLOOD

May 15, 2014

STATE	Rank	Group/ Company Code	Group/ Company Name	Direct Premiums Written (000)	Direct Premiums Earned (000)	Direct Loss to EP Ratio	Direct Loss & DCC to EP Ratio	Market Share %	Cumulative Market Share %
Vermont	1	195	UNION MUTUAL FIRE INS GRP	944	923	3.34	3.34	20.04	20.04
	2	91	HARTFORD FIRE & CAS GRP	768	728	8.46	9.55	16.29	36.33
	3	8	ALLSTATE INS GRP	489	459	34.92	34.92	10.38	46.71
	4	311	MAIN STREET AMER GRP	465	464	5.37	5.37	9.86	56.57
	5	4747	WRM AMER GRP	407	393	7.26	7.26	8.64	65.21
	6	3548	TRAVELERS GRP	286	360	3.17	12.75	6.08	71.28
	7	50	COUNTRY INS & FIN SERV GRP	253	246	54.88	57.34	5.37	76.66
	8	242	SELECTIVE INS GRP	217	198	1.24	1.42	4.61	81.26
	9	140	NATIONWIDE CORP GRP	214	214	- 22.24	- 22.83	4.53	85.80
	10	19	ASSURANT INC GRP	212	158	303.51	303.51	4.50	90.30
			STATE TOTAL	4,712	4,578	21.42	22.71	100.00	100.00
Virginia	1	140	NATIONWIDE CORP GRP	12,087	11,801	12.20	12.15	18.25	18.25
	2	200	UNITED SERV AUTOMOBILE ASSN GRP	11,161	10,767	- 6.18	- 5.20	16.85	35.11
	3	242	SELECTIVE INS GRP	9,218	8,740	8.56	9.01	13.92	49.03
	4	8	ALLSTATE INS GRP	7,094	7,004	0.51	0.51	10.71	59.74
	5	4747	WRM AMER GRP	6,546	6,354	1.28	1.33	9.89	69.63
	6	91	HARTFORD FIRE & CAS GRP	5,968	5,846	39.78	42.80	9.01	78.64
	7	3548	TRAVELERS GRP	4,904	5,627	0.80	2.08	7.41	86.04
	8	19	ASSURANT INC GRP	1,884	1,092	12.46	12.46	2.85	88.89
	9	203	VIRGINIA FARM BUREAU GRP	1,653	1,653	56.10	56.10	2.50	91.38
	10	69	FARMERS INS GRP	1,542	1,526	3.54	4.72	2.33	93.71
			STATE TOTAL	66,221	64,039	8.82	9.48	100.00	100.00
Washington	1	91	HARTFORD FIRE & CAS GRP	5,967	5,848	13.30	13.88	19.97	19.97
	2	19	ASSURANT INC GRP	5,270	5,075	0.76	0.76	17.63	37.60
	3	69	FARMERS INS GRP	5,026	5,005	4.57	4.91	16.82	54.42
	4	4747	WRM AMER GRP	3,275	3,224	- 1.05	- 1.05	10.96	65.38
	5	8	ALLSTATE INS GRP	3,135	3,112	2.39	2.39	10.49	75.87
	6	200	UNITED SERV AUTOMOBILE ASSN GRP	1,757	1,698	2.39	3.65	5.88	81.75
	7	242	SELECTIVE INS GRP	1,214	1,208	4.08	4.34	4.06	85.81
	8	3548	TRAVELERS GRP	1,108	1,314	1.82	2.19	3.71	89.52
	9	473	AMERICAN FAMILY INS GRP	592	420	- 0.47	- 0.49	1.98	91.50
	10	140	NATIONWIDE CORP GRP	577	539	0.42	0.42	1.93	93.43
			STATE TOTAL	29,884	29,382	4.22	4.50	100.00	100.00
West Virginia	1	140	NATIONWIDE CORP GRP	2,496	2,470	7.81	7.82	18.16	18.16
	2	19	ASSURANT INC GRP	2,080	1,951	5.38	5.38	15.13	33.29
	3	91	HARTFORD FIRE & CAS GRP	1,696	1,652	6.56	7.11	12.33	45.62
	4	3548	TRAVELERS GRP	1,515	1,711	0.75	0.86	11.02	56.64
	5	4747	WRM AMER GRP	1,440	1,364	22.96	22.96	10.47	67.11
	6	8	ALLSTATE INS GRP	1,109	1,111	21.03	21.03	8.07	75.18
	7	242	SELECTIVE INS GRP	840	792	1.28	1.42	6.11	81.29
	8	228	WESTFIELD GRP	631	631	6.52	6.92	4.59	85.89
	9	3098	TOKIO MARINE HOLDINGS INC GRP	578	538	3.94	3.94	4.20	90.09
	10	200	UNITED SERV AUTOMOBILE ASSN GRP	322	306	24.99	26.56	2.34	92.43
			STATE TOTAL	13,747	13,524	8.60	8.77	100.00	100.00
Wisconsin	1	280	AUTO OWNERS GRP	2,219	2,107	2.83	3.31	21.20	21.20
	2	473	AMERICAN FAMILY INS GRP	1,805	1,772	10.67	11.75	17.25	38.45
	3	242	SELECTIVE INS GRP	1,028	956	30.34	31.79	9.82	48.27
	4	91	HARTFORD FIRE & CAS GRP	937	933	10.69	11.58	8.95	57.23
	5	19	ASSURANT INC GRP	887	792	5.87	5.87	8.48	65.71
	6	4747	WRM AMER GRP	872	567	2.27	2.27	8.33	74.04
	7	3548	TRAVELERS GRP	584	657	1.80	2.20	5.58	79.61
	8	69	FARMERS INS GRP	530	525	5.40	6.02	5.06	84.67
	9	8	ALLSTATE INS GRP	455	457	21.92	21.92	4.35	89.02
	10	200	UNITED SERV AUTOMOBILE ASSN GRP	342	313	1.13	2.68	3.27	92.29
			STATE TOTAL	10,464	10,080	8.71	9.33	100.00	100.00

PROPERTY AND CASUALTY INSURANCE INDUSTRY
MARKET SHARE REPORT - TOTAL PREMIUM
BY GROUP
02.3 - FEDERAL FLOOD

May 15, 2014

STATE	Rank	Group/ Company Code	Group/ Company Name	Direct Premiums Written (000)	Direct Premiums Earned (000)	Direct Loss to EP Ratio	Direct Loss & DCC to EP Ratio	Market Share %	Cumulative Market Share %
Wyoming	1	69	FARMERS INS GRP	258	278	1.73	2.00	15.84	15.84
	2	3548	TRAVELERS GRP	226	153	0.00	0.91	13.84	29.67
	3	140	NATIONWIDE CORP GRP	224	218	2.80	2.80	13.77	43.44
	4	91	HARTFORD FIRE & CAS GRP	218	227	4.32	5.13	13.39	56.83
	5	4747	WRM AMER GRP	200	207	- 0.12	- 0.12	12.25	69.09
	6	8	ALLSTATE INS GRP	150	156	0.00	0.00	9.22	78.31
	7	19	ASSURANT INC GRP	121	107	1.71	1.71	7.45	85.76
	8	200	UNITED SERV AUTOMOBILE ASSN GRP	99	88	- 20.55	- 19.66	6.07	91.83
	9	242	SELECTIVE INS GRP	62	63	- 0.04	- 0.04	3.82	95.65
	10	408	AMERICAN NATL FIN GRP	23	25	21.41	21.41	1.41	97.06
			STATE TOTAL	1,630	1,568	0.66	0.96	100.00	100.00
Guam	1	3098	TOKIO MARINE HOLDINGS INC GRP	64	64	0.00	0.00	62.53	62.53
	2	12	AMERICAN INTL GRP	38	38	0.00	0.00	37.47	100.00
			STATE TOTAL	102	102	0.00	0.00	100.00	100.00
Puerto Rico	1	411	MAPFRE INS GRP	10,657	15,142	3.56	4.18	50.56	50.56
	2	71	UNIVERSAL INS CO GRP	3,951	4,265	7.66	6.07	18.74	69.31
	3	26778	INTEGRAND ASSUR CO	2,941	3,233	5.80	6.18	13.95	83.26
	4	3593	USIC GRP	1,827	2,365	11.72	13.27	8.67	91.92
	5	3526	COOPERATIVA DE SEGUROS MULTIPLES GRP	745	709	4.78	4.78	3.54	95.46
	6	4802	TRIPLE S GRP	382	294	51.86	51.86	1.81	97.27
	7	19	ASSURANT INC GRP	283	173	916.19	916.19	1.34	98.62
	8	91	HARTFORD FIRE & CAS GRP	257	75	0.00	0.00	1.22	99.84
	9	3548	TRAVELERS GRP	34	33	0.00	0.00	0.16	100.00
			STATE TOTAL	21,078	26,290	11.81	12.09	100.00	100.00
U.S. Virgin Islands	1	19	ASSURANT INC GRP	1,221	1,078	- 0.60	- 0.60	70.55	70.55
	2	3548	TRAVELERS GRP	393	407	25.48	26.31	22.68	93.23
	3	411	MAPFRE INS GRP	113	114	0.00	0.00	6.54	99.77
	4	91	HARTFORD FIRE & CAS GRP	4	4	0.00	0.00	0.23	100.00
			STATE TOTAL	1,731	1,604	6.07	6.28	100.00	100.00
Canada			**STATE TOTAL**	0	0	N/A	N/A		100.00

03—Farmowners Multiple Peril

PROPERTY AND CASUALTY INSURANCE INDUSTRY
MARKET SHARE REPORT - TOTAL PREMIUM
BY GROUP
03 - FARMOWNERS MULTIPLE PERIL

May 15, 2014

STATE	Rank	Group/ Company Code	Group/ Company Name	Direct Premiums Written (000)	Direct Premiums Earned (000)	Direct Loss to EP Ratio	Direct Loss & DCC to EP Ratio	Market Share %	Cumulative Market Share %
Countrywide	1	140	NATIONWIDE CORP GRP	359,605	339,668	52.38	54.67	9.76	9.76
	2	513	IOWA FARM BUREAU GRP	279,696	265,585	52.94	54.24	7.59	17.36
	3	176	STATE FARM GRP	232,569	223,853	56.98	57.95	6.32	23.67
	4	3548	TRAVELERS GRP	167,176	167,910	45.00	46.43	4.54	28.21
	5	50	COUNTRY INS & FIN SERV GRP	139,670	135,122	59.34	60.76	3.79	32.01
	6	809	TEXAS FARM BUREAU MUT GRP	125,436	117,319	71.81	72.45	3.41	35.41
	7	694	TENNESSEE FARMERS GRP	112,441	109,743	48.90	49.73	3.05	38.47
	8	473	AMERICAN FAMILY INS GRP	105,934	102,395	45.50	45.34	2.88	41.34
	9	109	KENTUCKY FARM BUREAU GRP	105,715	106,249	37.63	38.76	2.87	44.21
	10	111	LIBERTY MUT GRP	96,376	94,085	46.07	47.76	2.62	46.83
	11	542	INDIANA FARM BUREAU GRP	90,596	87,683	58.71	59.46	2.46	49.29
	12	13889	FARMERS MUT INS CO OF NE	82,863	77,181	60.57	60.82	2.25	51.54
	13	761	ALLIANZ INS GRP	81,950	76,922	64.81	65.78	2.23	53.77
	14	561	GEORGIA FARM BUREAU GRP	74,712	73,119	55.33	56.41	2.03	55.79
	15	67	MICHIGAN FARM BUREAU GRP	72,021	69,804	62.69	63.96	1.96	57.75
	16	796	QBE INS GRP	64,811	65,875	39.48	39.66	1.76	59.51
	17	220	OKLAHOMA FARM BUREAU GRP	60,704	58,756	82.42	83.42	1.65	61.16
	18	14176	HASTINGS MUT INS CO	58,883	55,295	69.14	69.88	1.60	62.76
	19	203	VIRGINIA FARM BUREAU GRP	57,974	58,384	40.26	41.46	1.57	64.33
	20	228	WESTFIELD GRP	56,502	55,125	36.36	36.13	1.53	65.87
	21	280	AUTO OWNERS GRP	55,109	52,565	60.35	61.78	1.50	67.36
	22	214	ALLIANCE INS GRP	54,847	51,572	57.20	57.85	1.49	68.85
	23	15091	RURAL MUT INS CO	54,709	52,558	46.80	45.49	1.49	70.34
	24	5	ALFA INS GRP	49,573	49,251	48.37	48.78	1.35	71.68
	25	626	ACE LTD GRP	48,982	47,036	41.95	51.34	1.33	73.01
	26	84	AMERICAN FINANCIAL GRP	46,818	45,606	47.46	50.72	1.27	74.28
	27	514	MISSOURI FARM BUREAU GRP	46,671	45,632	53.88	55.39	1.27	75.55
	28	175	STATE AUTO MUT GRP	42,079	42,069	49.95	51.70	1.14	76.69
	29	123	SHELTER INS GRP	35,954	35,604	59.29	60.79	0.98	77.67
	30	698	NORTH STAR CO GRP	34,216	31,386	53.04	53.46	0.93	78.60
	31	96	SECURA INS GRP	29,948	27,642	57.75	58.31	0.81	79.41
	32	3500	NODAK MUT GRP	29,588	28,771	57.69	58.77	0.80	80.22
	33	4683	MOUNTAIN WEST FARM GRP	28,987	28,182	107.65	110.04	0.79	81.00
	34	333	MUTUAL OF ENUMCLAW GRP	28,819	27,524	48.11	50.91	0.78	81.79
	35	22624	INDIANA FARMERS MUT INS CO	27,741	26,847	66.94	68.74	0.75	82.54
	36	1321	AMERICAN FARMERS & RANCHERS GRP	27,646	26,885	69.09	70.32	0.75	83.29
	37	324	NORTH CAROLINA FARM BUREAU GRP	27,389	27,140	36.52	36.15	0.74	84.03
	38	4761	EVERETT MUT GRP	26,278	24,266	43.56	45.02	0.71	84.75
	39	842	FARM BUREAU GRP	25,698	24,186	63.58	65.10	0.70	85.45
	40	32670	FARMERS UNION MUT INS CO	24,412	23,319	51.56	51.56	0.66	86.11
	41	83	GRANGE INS GRP	23,146	21,423	68.76	74.76	0.63	86.74
	42	4787	GOODVILLE & GERMAN MUT GRP	20,667	19,377	64.71	65.61	0.56	87.30
	43	267	GRANGE MUT CAS GRP	20,463	19,544	48.47	50.92	0.56	87.85
	44	963	OHIO MUT GRP	20,356	19,378	70.42	70.35	0.55	88.41
	45	13501	BRETHREN MUT INS CO	20,027	19,148	30.08	30.09	0.54	88.95
	46	207	WESTERN RESERVE GRP	19,070	18,051	47.11	45.75	0.52	89.47
	47	205	DE SMET INS GRP	16,804	16,263	65.18	66.71	0.46	89.92
	48	16330	RAM MUT INS CO	16,314	16,093	17.84	19.49	0.44	90.37
	49	46	BUCKEYE INS GRP	16,002	15,397	55.73	57.59	0.43	90.80
	50	35	CELINA GRP	15,629	15,223	44.92	46.45	0.42	91.23
	51	802	CAPITAL INS GRP	14,061	13,702	34.89	38.86	0.38	91.61
	52	13641	COLORADO FARM BUREAU MUT INS CO	12,061	11,756	79.00	88.88	0.33	91.94
	53	10374	ERIE & NIAGRA INS ASSOC	11,552	11,456	56.33	59.07	0.31	92.25
	54	785	MARKEL CORP GRP	11,515	10,870	44.05	46.34	0.31	92.56
	55	15881	BREMEN FARMERS MUT INS CO	10,989	10,330	62.27	65.93	0.30	92.86
	56	98	WR BERKLEY CORP GRP	10,575	9,834	44.30	47.41	0.29	93.15
	57	807	COLUMBIA INS GRP	10,486	10,535	49.51	50.19	0.28	93.43
	58	18309	PIONEER STATE MUT INS CO	10,470	10,354	31.06	32.21	0.28	93.72
	59	18686	CO OPERATIVE INS CO	10,282	10,197	41.02	41.53	0.28	94.00
	60	12	AMERICAN INTL GRP	10,244	3,894	109.20	130.38	0.28	94.27
	61	3489	DELEK GRP	10,007	10,440	55.35	55.34	0.27	94.55
	62	645	OREGON MUT GRP	9,524	9,411	66.66	67.36	0.26	94.80
	63	4233	WL DUNN GRP	8,524	6,001	61.39	61.39	0.23	95.04
	64	10831	MT MORRIS MUT INS CO	8,490	8,340	64.04	65.43	0.23	95.27
	65	14451	MARYSVILLE MUT INS CO	6,712	6,348	56.12	59.77	0.18	95.45
	66	55	AUTOMOBILE CLUB MI GRP	6,653	6,407	35.56	36.31	0.18	95.63

PROPERTY AND CASUALTY INSURANCE INDUSTRY
MARKET SHARE REPORT - TOTAL PREMIUM
BY GROUP
03 - FARMOWNERS MULTIPLE PERIL

May 15, 2014

STATE	Rank	Group/ Company Code	Group/ Company Name	Direct Premiums Written (000)	Direct Premiums Earned (000)	Direct Loss to EP Ratio	Direct Loss & DCC to EP Ratio	Market Share %	Cumulative Market Share %
Countrywide	67	250	DONEGAL GRP	6,619	6,459	29.87	30.42	0.18	95.81
	68	11036	MCMILLAN WARNER MUT INS CO	6,507	6,521	32.36	35.33	0.18	95.99
	69	11878	MUTUALAID EXCHANGE	6,501	6,371	52.07	52.09	0.18	96.16
	70	291	MOTORISTS MUT GRP	6,453	6,389	33.72	33.55	0.18	96.34
	71	532	CAMERON MUT GRP	6,356	6,404	50.69	51.19	0.17	96.51
	72	474	FCCI MUT INS GRP	6,109	6,266	60.93	66.86	0.17	96.68
	73	4780	MENNONITE MUT GRP	5,285	5,037	39.18	39.99	0.14	96.82
	74	15296	UPLAND MUT INS INC	5,259	5,167	51.01	55.09	0.14	96.96
	75	28436	FARMERS UNION MUT INS CO	5,099	4,749	76.05	76.10	0.14	97.10
	76	34606	CENTER MUT INS CO	4,754	4,262	49.90	50.92	0.13	97.23
	77	27022	WISCONSIN MUT INS CO	4,604	4,322	41.92	42.88	0.13	97.35
	78	899	ROCKINGHAM GRP	4,411	4,161	50.37	50.51	0.12	97.47
	79	14885	NORTHWEST GF MUT INS CO	4,315	4,063	57.30	58.93	0.12	97.59
	80	144	NORFOLK & DEDHAM GRP	4,249	3,521	133.54	136.24	0.12	97.71
	81	11617	MUTUAL OF WAUSAU INS CORP	3,965	3,771	58.70	60.42	0.11	97.81
	82	16683	NORTH CAROLINA GRANGE MUT INS CO	3,569	3,638	17.08	17.53	0.10	97.91
	83	3407	TUSCARORA GRP	3,450	3,339	51.95	52.30	0.09	98.01
	84	4714	MILLVILLE MUT GRP	3,361	3,276	39.08	39.84	0.09	98.10
	85	4339	FARMERS & MECHANICS MUT GRP	3,281	3,162	58.65	58.12	0.09	98.19
	86	2878	UNITED HERITAGE MUT GRP	3,020	2,947	66.90	67.04	0.08	98.27
	87	4678	WAYNE & WASHINGTON MUT GRP	3,014	3,006	37.07	37.83	0.08	98.35
	88	31780	MAPLE VALLEY MUT INS CO	2,862	2,836	78.12	78.33	0.08	98.43
	89	1319	LITITZ MUT GRP	2,805	2,729	12.72	12.77	0.08	98.50
	90	44377	HALIFAX MUT INS CO	2,719	2,666	54.85	54.85	0.07	98.58
	91	311	MAIN STREET AMER GRP	2,622	3,457	46.24	47.22	0.07	98.65
	92	19	ASSURANT INC GRP	2,588	2,562	- 61.43	- 58.83	0.07	98.72
	93	15997	MMG INS CO	2,494	2,415	26.96	27.97	0.07	98.79
	94	14362	KANSAS MUT INS CO	2,294	2,339	39.69	41.02	0.06	98.85
	95	17728	REAMSTOWN MUT INS CO	2,237	2,137	18.64	19.65	0.06	98.91
	96	27065	ROCKFORD MUT INS CO	1,942	1,786	79.80	84.51	0.05	98.96
	97	43290	WAYNE COOP INS CO	1,873	1,862	23.73	24.96	0.05	99.01
	98	14036	GERMANTOWN MUT INS CO	1,772	1,728	70.44	70.41	0.05	99.06
	99	26735	MOUNT CARROLL MUT FIRE INS CO	1,684	1,619	46.41	46.41	0.05	99.11
	100	4785	ALLEGANY COOP & CONEMAUGH VALLEY GRP	1,677	1,404	18.84	22.51	0.05	99.15
	101	17647	UNITED HOME INS CO	1,501	1,288	49.55	49.55	0.04	99.19
	102	27766	MISSOURI VALLEY MUT INS CO	1,470	1,439	42.10	42.70	0.04	99.23
	103	43826	CENTRAL CO OPERATIVE INS CO	1,453	1,438	20.16	21.18	0.04	99.27
	104	17094	FARMERS MUT FIRE INS CO OF MARBLE	1,427	1,407	17.93	17.93	0.04	99.31
	105	4774	CLOISTER MUT & WINDSOR MOUNT JOY GRP	1,317	1,268	- 5.13	- 29.95	0.04	99.35
	106	26835	MIDROX INS CO	1,189	1,195	22.01	26.31	0.03	99.38
	107	10924	LITTLE BLACK MUT INS CO	1,113	1,110	84.78	84.78	0.03	99.41
	108	16888	BEDFORD GRANGE MUT INS CO	1,107	1,049	35.03	35.03	0.03	99.44
	109	28681	UNION MUT INS CO	1,070	945	70.87	74.58	0.03	99.47
	110	17329	JUNIATA MUT INS CO	1,056	1,050	26.58	26.58	0.03	99.50
	111	43869	NORTH COUNTRY INS CO	1,006	1,034	0.95	3.43	0.03	99.52
	112	10719	FARMINGTON MUT INS CO	1,003	1,028	- 1.51	- 0.01	0.03	99.55
	113	10989	ELLINGTON MUT INS CO	957	911	121.10	121.43	0.03	99.58
	114	14656	MUNICIPAL MUT INS CO	845	858	45.83	46.97	0.02	99.60
	115	195	UNION MUTUAL FIRE INS GRP	831	835	7.87	3.28	0.02	99.62
	116	10720	CAROLINA FARMERS MUT INS CO	795	750	122.42	122.42	0.02	99.64
	117	43842	FINGER LAKES FIRE & CAS INS CO	795	786	15.51	15.23	0.02	99.67
	118	16918	BRIAR CREEK MUT INS CO	758	752	11.02	11.02	0.02	99.69
	119	2538	AMTRUST NGH GRP	723	2,705	53.81	59.39	0.02	99.71
	120	13190	ALAMANCE FARMERS MUT INS CO	619	620	25.22	25.26	0.02	99.72
	121	17108	FARMERS MUT FIRE INS CO OF MCCANDLES	606	592	51.70	53.90	0.02	99.74
	122	15199	STANDARD MUT INS CO	591	557	73.63	78.60	0.02	99.76
	123	43877	FIRST MUT INS CO	575	573	51.37	51.37	0.02	99.77
	124	22870	ONTARIO INS CO	553	553	- 0.18	- 2.00	0.02	99.79
	125	10370	WASHINGTON CNTY COOP INS	540	542	48.02	51.10	0.01	99.80
			INDUSTRY TOTAL	3,682,683	3,546,931	53.42	54.79	100.00	100.00

PROPERTY AND CASUALTY INSURANCE INDUSTRY
MARKET SHARE REPORT - TOTAL PREMIUM
BY GROUP
03 - FARMOWNERS MULTIPLE PERIL

May 15, 2014

STATE	Rank	Group/ Company Code	Group/ Company Name	Direct Premiums Written (000)	Direct Premiums Earned (000)	Direct Loss to EP Ratio	Direct Loss & DCC to EP Ratio	Market Share %	Cumulative Market Share %
Alabama	1	5	ALFA INS GRP	49,573	49,251	48.37	48.78	69.71	69.71
	2	140	NATIONWIDE CORP GRP	8,660	8,000	58.94	60.36	12.18	81.89
	3	50	COUNTRY INS & FIN SERV GRP	3,761	3,681	72.93	74.48	5.29	87.18
	4	3548	TRAVELERS GRP	3,726	3,691	63.64	66.58	5.24	92.42
	5	761	ALLIANZ INS GRP	2,516	2,412	72.55	73.10	3.54	95.95
	6	111	LIBERTY MUT GRP	1,296	1,132	61.50	63.36	1.82	97.78
	7	626	ACE LTD GRP	727	763	26.27	42.75	1.02	98.80
	8	474	FCCI MUT INS GRP	431	348	70.87	76.05	0.61	99.41
	9	98	WR BERKLEY CORP GRP	200	195	- 37.91	- 37.89	0.28	99.69
	10	84	AMERICAN FINANCIAL GRP	129	108	28.17	33.60	0.18	99.87
			STATE TOTAL	71,113	69,670	52.14	52.96	100.00	100.00
Alaska	1	50	COUNTRY INS & FIN SERV GRP	529	514	31.85	51.87	98.48	98.48
	2	785	MARKEL CORP GRP	8	8	- 0.22	- 0.29	1.52	100.00
			STATE TOTAL	537	521	31.34	51.04	100.00	100.00
Arizona	1	513	IOWA FARM BUREAU GRP	5,540	5,379	95.25	104.76	37.51	37.51
	2	3548	TRAVELERS GRP	2,273	2,252	22.07	20.83	15.39	52.90
	3	140	NATIONWIDE CORP GRP	2,266	2,094	126.59	127.69	15.34	68.24
	4	111	LIBERTY MUT GRP	1,573	1,663	116.24	120.74	10.65	78.90
	5	761	ALLIANZ INS GRP	1,374	1,395	55.48	56.88	9.30	88.20
	6	84	AMERICAN FINANCIAL GRP	707	649	30.87	27.29	4.79	92.99
	7	473	AMERICAN FAMILY INS GRP	431	401	50.88	54.14	2.92	95.90
	8	626	ACE LTD GRP	348	341	15.62	21.77	2.36	98.26
	9	785	MARKEL CORP GRP	221	205	10.48	11.24	1.50	99.76
	10	796	QBE INS GRP	17	20	274.70	292.61	0.11	99.87
			STATE TOTAL	14,769	14,415	50.67	54.27	100.00	100.00
Arkansas	1	144	NORFOLK & DEDHAM GRP	4,249	3,521	133.54	136.24	16.33	16.33
	2	123	SHELTER INS GRP	3,965	3,968	42.81	44.14	15.24	31.57
	3	140	NATIONWIDE CORP GRP	3,513	2,890	76.06	77.84	13.50	45.07
	4	761	ALLIANZ INS GRP	3,124	2,711	62.30	63.55	12.01	57.08
	5	176	STATE FARM GRP	2,422	2,343	40.50	41.27	9.31	66.39
	6	807	COLUMBIA INS GRP	2,218	2,368	48.72	50.10	8.53	74.92
	7	3548	TRAVELERS GRP	1,639	1,626	31.48	29.87	6.30	81.21
	8	3489	DELEK GRP	1,106	1,140	53.30	53.11	4.25	85.47
	9	17647	UNITED HOME INS CO	970	903	61.70	61.70	3.73	89.19
	10	532	CAMERON MUT GRP	878	983	27.08	27.58	3.38	92.57
			STATE TOTAL	26,018	24,404	59.62	60.81	100.00	100.00
California	1	140	NATIONWIDE CORP GRP	100,795	100,306	36.00	40.34	49.65	49.65
	2	3548	TRAVELERS GRP	33,408	33,811	38.37	42.45	16.46	66.11
	3	802	CAPITAL INS GRP	13,213	12,891	34.76	38.94	6.51	72.62
	4	176	STATE FARM GRP	12,015	11,923	31.60	29.43	5.92	78.53
	5	761	ALLIANZ INS GRP	10,951	10,585	51.32	51.96	5.39	83.93
	6	796	QBE INS GRP	7,732	8,469	12.32	6.70	3.81	87.74
	7	83	GRANGE INS GRP	7,087	6,177	65.36	72.39	3.49	91.23
	8	111	LIBERTY MUT GRP	6,567	6,303	25.36	28.77	3.24	94.46
	9	626	ACE LTD GRP	4,194	4,249	41.79	58.34	2.07	96.53
	10	84	AMERICAN FINANCIAL GRP	3,790	3,814	15.11	15.46	1.87	98.40
			STATE TOTAL	203,008	203,743	37.01	40.50	100.00	100.00
Colorado	1	13641	COLORADO FARM BUREAU MUT INS CO	12,061	11,756	79.00	88.88	16.81	16.81
	2	796	QBE INS GRP	10,579	9,870	38.38	39.49	14.74	31.55
	3	111	LIBERTY MUT GRP	7,927	7,883	44.71	47.25	11.05	42.60
	4	3548	TRAVELERS GRP	7,885	7,800	43.90	43.40	10.99	53.58
	5	140	NATIONWIDE CORP GRP	6,637	5,961	31.99	33.37	9.25	62.83
	6	214	ALLIANCE INS GRP	5,588	5,274	34.83	35.33	7.79	70.62
	7	176	STATE FARM GRP	5,182	4,931	53.21	48.84	7.22	77.84
	8	473	AMERICAN FAMILY INS GRP	4,630	4,450	48.29	48.90	6.45	84.29
	9	761	ALLIANZ INS GRP	3,537	3,200	34.35	34.83	4.93	89.22
	10	83	GRANGE INS GRP	3,032	3,193	45.89	49.33	4.22	93.45
			STATE TOTAL	71,760	68,681	48.39	51.35	100.00	100.00

PROPERTY AND CASUALTY INSURANCE INDUSTRY
MARKET SHARE REPORT - TOTAL PREMIUM
BY GROUP
03 - FARMOWNERS MULTIPLE PERIL

May 15, 2014

STATE	Rank	Group/ Company Code	Group/ Company Name	Direct Premiums Written (000)	Direct Premiums Earned (000)	Direct Loss to EP Ratio	Direct Loss & DCC to EP Ratio	Market Share %	Cumulative Market Share %
Connecticut	1	175	STATE AUTO MUT GRP	2,515	2,495	19.70	26.78	49.80	49.80
	2	140	NATIONWIDE CORP GRP	1,575	1,418	32.60	34.75	31.18	80.98
	3	98	WR BERKLEY CORP GRP	331	281	16.28	16.53	6.55	87.52
	4	84	AMERICAN FINANCIAL GRP	252	236	29.31	31.88	4.99	92.51
	5	3548	TRAVELERS GRP	229	249	14.27	13.22	4.53	97.05
	6	785	MARKEL CORP GRP	115	106	- 11.15	- 14.25	2.29	99.33
	7	203	VIRGINIA FARM BUREAU GRP	32	55	0.00	0.00	0.63	99.97
	8	626	ACE LTD GRP	2	10	-194.45	-188.28	0.03	100.00
			STATE TOTAL	5,051	4,849	22.10	26.40	100.00	100.00
Delaware	1	140	NATIONWIDE CORP GRP	2,426	2,203	68.13	69.13	52.58	52.58
	2	228	WESTFIELD GRP	1,198	1,200	26.88	28.07	25.95	78.54
	3	250	DONEGAL GRP	501	481	60.00	60.82	10.85	89.39
	4	4787	GOODVILLE & GERMAN MUT GRP	276	301	10.66	10.26	5.98	95.36
	5	4774	CLOISTER MUT & WINDSOR MOUNT JOY GRP	176	165	- 4.60	- 4.60	3.81	99.18
	6	84	AMERICAN FINANCIAL GRP	15	14	11.60	12.89	0.32	99.50
	7	785	MARKEL CORP GRP	13	12	- 15.22	- 19.45	0.27	99.77
	8	3548	TRAVELERS GRP	10	10	- 2.52	- 4.12	0.22	99.99
	9	98	WR BERKLEY CORP GRP	1	1	33.17	35.29	0.01	100.00
			STATE TOTAL	4,614	4,388	48.54	49.42	100.00	100.00
District Of Columbia			**STATE TOTAL**	0	0	N/A	N/A	100.00	100.00
Florida	1	84	AMERICAN FINANCIAL GRP	12,022	11,957	41.25	46.21	53.46	53.46
	2	3548	TRAVELERS GRP	4,727	4,760	40.57	38.74	21.02	74.48
	3	474	FCCI MUT INS GRP	1,874	2,177	1.28	2.72	8.33	82.81
	4	626	ACE LTD GRP	1,557	1,638	- 27.66	- 10.29	6.92	89.74
	5	140	NATIONWIDE CORP GRP	1,357	1,250	17.84	18.10	6.04	95.77
	6	785	MARKEL CORP GRP	522	476	0.10	0.26	2.32	98.10
	7	98	WR BERKLEY CORP GRP	428	431	5.26	30.73	1.91	100.00
			STATE TOTAL	22,487	22,689	29.17	33.20	100.00	100.00
Georgia	1	561	GEORGIA FARM BUREAU GRP	74,712	73,119	55.33	56.41	67.40	67.40
	2	50	COUNTRY INS & FIN SERV GRP	6,079	5,942	52.14	54.31	5.48	72.88
	3	140	NATIONWIDE CORP GRP	5,843	4,684	67.57	68.91	5.27	78.15
	4	3548	TRAVELERS GRP	5,751	5,591	35.04	35.40	5.19	83.34
	5	267	GRANGE MUT CAS GRP	3,477	3,322	64.73	67.77	3.14	86.48
	6	228	WESTFIELD GRP	3,372	3,486	46.24	45.98	3.04	89.52
	7	761	ALLIANZ INS GRP	2,802	2,390	41.87	42.75	2.53	92.05
	8	84	AMERICAN FINANCIAL GRP	2,069	1,887	64.14	65.00	1.87	93.91
	9	176	STATE FARM GRP	1,756	1,636	179.35	182.62	1.58	95.50
	10	474	FCCI MUT INS GRP	1,182	1,237	148.44	155.64	1.07	96.56
			STATE TOTAL	110,852	106,924	57.92	59.25	100.00	100.00
Hawaii	1	140	NATIONWIDE CORP GRP	393	418	14.46	38.86	96.30	96.30
	2	3548	TRAVELERS GRP	15	15	15.68	14.31	3.76	100.00
			STATE TOTAL	409	433	12.46	35.95	100.00	100.00
Idaho	1	842	FARM BUREAU GRP	25,698	24,186	63.58	65.10	46.95	46.95
	2	333	MUTUAL OF ENUMCLAW GRP	6,410	5,956	55.66	57.02	11.71	58.66
	3	111	LIBERTY MUT GRP	4,079	4,364	33.68	33.66	7.45	66.12
	4	645	OREGON MUT GRP	2,952	2,917	65.26	66.66	5.39	71.51
	5	3548	TRAVELERS GRP	2,917	3,019	60.44	59.52	5.33	76.84
	6	214	ALLIANCE INS GRP	2,093	2,091	84.00	88.42	3.82	80.66
	7	761	ALLIANZ INS GRP	2,066	1,943	40.42	41.17	3.78	84.44
	8	2878	UNITED HERITAGE MUT GRP	1,744	1,725	98.89	99.58	3.19	87.62
	9	176	STATE FARM GRP	1,591	1,549	65.53	65.76	2.91	90.53
	10	796	QBE INS GRP	1,553	1,820	11.07	10.46	2.84	93.37
			STATE TOTAL	54,733	52,877	59.65	60.98	100.00	100.00

PROPERTY AND CASUALTY INSURANCE INDUSTRY
MARKET SHARE REPORT - TOTAL PREMIUM
BY GROUP
03 - FARMOWNERS MULTIPLE PERIL

May 15, 2014

STATE	Rank	Group/ Company Code	Group/ Company Name	Direct Premiums Written (000)	Direct Premiums Earned (000)	Direct Loss to EP Ratio	Direct Loss & DCC to EP Ratio	Market Share %	Cumulative Market Share %
Illinois	1	50	COUNTRY INS & FIN SERV GRP	101,543	97,560	61.55	62.65	64.80	64.80
	2	280	AUTO OWNERS GRP	9,842	9,286	84.89	88.54	6.28	71.08
	3	176	STATE FARM GRP	9,825	9,351	59.77	60.07	6.27	77.35
	4	140	NATIONWIDE CORP GRP	6,119	5,662	61.87	64.58	3.90	81.26
	5	111	LIBERTY MUT GRP	5,658	5,589	25.51	27.23	3.61	84.87
	6	14176	HASTINGS MUT INS CO	3,800	3,568	56.71	59.64	2.43	87.29
	7	626	ACE LTD GRP	3,082	2,951	22.48	31.28	1.97	89.26
	8	228	WESTFIELD GRP	3,043	2,962	101.30	101.06	1.94	91.20
	9	3548	TRAVELERS GRP	2,461	2,557	58.72	60.55	1.57	92.77
	10	473	AMERICAN FAMILY INS GRP	2,346	2,248	65.16	65.13	1.50	94.27
			**STATE TOTAL **	156,701	150,346	60.75	62.22	100.00	100.00
Indiana	1	542	INDIANA FARM BUREAU GRP	90,596	87,683	58.71	59.46	48.83	48.83
	2	22624	INDIANA FARMERS MUT INS CO	27,741	26,847	66.94	68.74	14.95	63.78
	3	207	WESTERN RESERVE GRP	8,675	8,290	57.68	56.64	4.68	68.45
	4	14176	HASTINGS MUT INS CO	8,017	7,444	77.62	79.41	4.32	72.78
	5	175	STATE AUTO MUT GRP	7,254	7,309	68.77	70.42	3.91	76.69
	6	111	LIBERTY MUT GRP	7,040	6,910	27.31	28.52	3.79	80.48
	7	176	STATE FARM GRP	6,158	5,804	59.65	60.12	3.32	83.80
	8	280	AUTO OWNERS GRP	5,597	5,251	52.05	51.23	3.02	86.81
	9	140	NATIONWIDE CORP GRP	4,465	3,990	145.67	146.83	2.41	89.22
	10	228	WESTFIELD GRP	4,126	4,004	100.62	100.35	2.22	91.44
			**STATE TOTAL **	185,542	178,525	63.45	64.46	100.00	100.00
Iowa	1	513	IOWA FARM BUREAU GRP	80,046	76,123	43.21	44.01	48.12	48.12
	2	140	NATIONWIDE CORP GRP	32,246	30,816	46.76	47.53	19.39	67.51
	3	176	STATE FARM GRP	16,375	15,794	66.60	67.19	9.84	77.35
	4	280	AUTO OWNERS GRP	6,243	6,046	59.35	60.55	3.75	81.11
	5	473	AMERICAN FAMILY INS GRP	4,846	4,647	41.18	39.26	2.91	84.02
	6	14176	HASTINGS MUT INS CO	4,230	3,665	111.29	115.02	2.54	86.56
	7	84	AMERICAN FINANCIAL GRP	3,516	3,308	163.51	165.06	2.11	88.68
	8	228	WESTFIELD GRP	3,183	2,981	18.89	18.64	1.91	90.59
	9	35	CELINA GRP	2,521	2,429	31.65	32.05	1.52	92.11
	10	698	NORTH STAR CO GRP	2,441	2,111	100.50	100.73	1.47	93.57
			**STATE TOTAL **	166,336	158,391	53.29	54.15	100.00	100.00
Kansas	1	513	IOWA FARM BUREAU GRP	93,314	87,546	47.35	48.34	45.60	45.60
	2	140	NATIONWIDE CORP GRP	19,326	17,745	62.89	64.15	9.44	55.04
	3	214	ALLIANCE INS GRP	18,098	16,820	50.40	50.53	8.84	63.89
	4	176	STATE FARM GRP	12,914	12,489	46.62	46.45	6.31	70.20
	5	15881	BREMEN FARMERS MUT INS CO	10,989	10,330	62.27	65.93	5.37	75.57
	6	473	AMERICAN FAMILY INS GRP	8,048	7,471	62.47	63.69	3.93	79.50
	7	14451	MARYSVILLE MUT INS CO	6,712	6,348	56.12	59.77	3.28	82.78
	8	796	QBE INS GRP	6,187	5,999	40.01	40.10	3.02	85.81
	9	15296	UPLAND MUT INS INC	5,259	5,167	51.01	55.09	2.57	88.38
	10	3548	TRAVELERS GRP	4,245	4,317	47.39	46.39	2.07	90.45
			**STATE TOTAL **	204,634	193,236	51.17	52.34	100.00	100.00
Kentucky	1	109	KENTUCKY FARM BUREAU GRP	105,715	106,249	37.63	38.76	73.97	73.97
	2	111	LIBERTY MUT GRP	6,667	6,252	52.48	54.35	4.66	78.63
	3	176	STATE FARM GRP	4,499	4,076	57.85	59.17	3.15	81.78
	4	203	VIRGINIA FARM BUREAU GRP	4,184	4,584	57.42	58.07	2.93	84.71
	5	123	SHELTER INS GRP	2,861	2,787	90.16	92.93	2.00	86.71
	6	267	GRANGE MUT CAS GRP	2,785	2,671	22.96	25.71	1.95	88.66
	7	3548	TRAVELERS GRP	2,773	2,568	23.45	22.35	1.94	90.60
	8	175	STATE AUTO MUT GRP	2,635	2,665	60.99	62.07	1.84	92.44
	9	35	CELINA GRP	2,521	2,266	67.92	73.37	1.76	94.20
	10	84	AMERICAN FINANCIAL GRP	1,864	1,844	30.55	29.68	1.30	95.51
			**STATE TOTAL **	142,924	142,024	40.15	41.35	100.00	100.00

PROPERTY AND CASUALTY INSURANCE INDUSTRY
MARKET SHARE REPORT - TOTAL PREMIUM
BY GROUP
03 - FARMOWNERS MULTIPLE PERIL

May 15, 2014

STATE	Rank	Group/ Company Code	Group/ Company Name	Direct Premiums Written (000)	Direct Premiums Earned (000)	Direct Loss to EP Ratio	Direct Loss & DCC to EP Ratio	Market Share %	Cumulative Market Share %
Louisiana	1	176	STATE FARM GRP	5,761	5,623	60.90	66.56	45.93	45.93
	2	3548	TRAVELERS GRP	2,544	2,479	55.52	56.30	20.28	66.21
	3	3489	DELEK GRP	1,690	1,629	47.22	47.25	13.47	79.68
	4	123	SHELTER INS GRP	1,519	1,503	67.10	66.60	12.11	91.79
	5	761	ALLIANZ INS GRP	469	474	45.85	46.87	3.74	95.53
	6	84	AMERICAN FINANCIAL GRP	204	181	17.49	18.81	1.63	97.16
	7	785	MARKEL CORP GRP	166	164	0.07	5.14	1.32	98.48
	8	626	ACE LTD GRP	128	130	-156.77	-150.75	1.02	99.51
	9	19	ASSURANT INC GRP	41	46	-409.97	-409.97	0.33	99.83
	10	98	WR BERKLEY CORP GRP	16	17	-169.96	-179.22	0.13	99.96
			**STATE TOTAL **	12,543	12,256	52.27	55.14	100.00	100.00
Maine	1	203	VIRGINIA FARM BUREAU GRP	1,378	1,367	61.88	63.72	37.28	37.28
	2	15997	MMG INS CO	1,070	1,055	17.18	17.65	28.97	66.25
	3	98	WR BERKLEY CORP GRP	905	735	119.94	121.56	24.48	90.73
	4	140	NATIONWIDE CORP GRP	171	197	47.38	49.24	4.63	95.35
	5	626	ACE LTD GRP	86	89	- 9.46	- 3.80	2.33	97.68
	6	3548	TRAVELERS GRP	34	31	6.21	4.57	0.92	98.61
	7	84	AMERICAN FINANCIAL GRP	32	31	61.26	50.85	0.86	99.47
	8	785	MARKEL CORP GRP	18	20	- 7.30	- 9.33	0.49	99.96
	9	19	ASSURANT INC GRP	1	1	-180.33	-180.33	0.04	100.00
			**STATE TOTAL **	3,695	3,527	57.03	58.35	100.00	100.00
Maryland	1	13501	BRETHREN MUT INS CO	13,929	13,434	32.27	32.27	54.89	54.89
	2	140	NATIONWIDE CORP GRP	8,031	7,811	56.91	57.71	31.65	86.54
	3	4774	CLOISTER MUT & WINDSOR MOUNT JOY GRP	550	534	9.51	- 8.44	2.17	88.71
	4	3548	TRAVELERS GRP	503	536	18.05	17.24	1.98	90.69
	5	84	AMERICAN FINANCIAL GRP	501	514	- 14.61	- 7.87	1.97	92.66
	6	250	DONEGAL GRP	476	444	33.51	33.85	1.88	94.54
	7	626	ACE LTD GRP	332	306	24.13	32.67	1.31	95.85
	8	175	STATE AUTO MUT GRP	255	229	21.88	24.23	1.01	96.85
	9	4761	EVERETT MUT GRP	225	218	12.32	13.79	0.89	97.74
	10	4787	GOODVILLE & GERMAN MUT GRP	191	191	- 14.07	- 16.20	0.75	98.49
			**STATE TOTAL **	25,376	24,630	37.72	37.85	100.00	100.00
Massachusetts	1	175	STATE AUTO MUT GRP	1,268	1,293	77.33	80.59	44.33	44.33
	2	98	WR BERKLEY CORP GRP	832	717	33.04	32.77	29.07	73.40
	3	3548	TRAVELERS GRP	426	440	- 38.55	- 42.48	14.90	88.30
	4	84	AMERICAN FINANCIAL GRP	248	243	51.36	53.13	8.69	96.99
	5	785	MARKEL CORP GRP	37	36	- 7.04	- 9.00	1.30	98.29
	6	203	VIRGINIA FARM BUREAU GRP	36	34	109.29	106.42	1.25	99.54
	7	19	ASSURANT INC GRP	12	10	- 16.37	- 16.52	0.40	99.94
	8	140	NATIONWIDE CORP GRP	2	2	4.86	5.12	0.05	100.00
	9	626	ACE LTD GRP	0	24	- 66.83	- 57.11	0.00	100.00
			**STATE TOTAL **	2,861	2,801	43.11	44.11	100.00	100.00
Michigan	1	67	MICHIGAN FARM BUREAU GRP	72,021	69,804	62.69	63.96	54.43	54.43
	2	14176	HASTINGS MUT INS CO	17,400	16,939	81.72	81.94	13.15	67.58
	3	280	AUTO OWNERS GRP	11,316	11,176	28.20	28.65	8.55	76.13
	4	18309	PIONEER STATE MUT INS CO	10,470	10,354	31.06	32.21	7.91	84.05
	5	96	SECURA INS GRP	7,359	6,943	73.04	73.63	5.56	89.61
	6	55	AUTOMOBILE CLUB MI GRP	6,653	6,407	35.56	36.31	5.03	94.64
	7	176	STATE FARM GRP	1,910	1,829	40.03	37.18	1.44	96.08
	8	140	NATIONWIDE CORP GRP	1,729	1,560	75.63	76.53	1.31	97.39
	9	228	WESTFIELD GRP	1,219	1,159	47.41	47.10	0.92	98.31
	10	3548	TRAVELERS GRP	829	840	55.79	57.51	0.63	98.93
			**STATE TOTAL **	132,314	128,333	58.12	59.01	100.00	100.00

PROPERTY AND CASUALTY INSURANCE INDUSTRY
MARKET SHARE REPORT - TOTAL PREMIUM
BY GROUP
03 - FARMOWNERS MULTIPLE PERIL

May 15, 2014

STATE	Rank	Group/ Company Code	Group/ Company Name	Direct Premiums Written (000)	Direct Premiums Earned (000)	Direct Loss to EP Ratio	Direct Loss & DCC to EP Ratio	Market Share %	Cumulative Market Share %
Minnesota	1	513	IOWA FARM BUREAU GRP	33,497	32,027	45.32	46.16	25.72	25.72
	2	176	STATE FARM GRP	16,609	15,986	59.97	60.95	12.75	38.47
	3	16330	RAM MUT INS CO	16,314	16,093	17.84	19.49	12.52	50.99
	4	473	AMERICAN FAMILY INS GRP	13,864	13,222	40.06	40.21	10.64	61.63
	5	140	NATIONWIDE CORP GRP	9,596	8,736	67.65	68.87	7.37	69.00
	6	796	QBE INS GRP	9,414	9,355	52.49	52.95	7.23	76.23
	7	280	AUTO OWNERS GRP	6,267	5,892	61.21	62.58	4.81	81.04
	8	96	SECURA INS GRP	5,633	4,669	75.38	75.84	4.32	85.36
	9	175	STATE AUTO MUT GRP	4,293	4,792	42.10	43.87	3.30	88.66
	10	3548	TRAVELERS GRP	2,977	2,661	- 11.80	- 10.56	2.29	90.94
			**STATE TOTAL **	130,259	125,757	45.64	46.54	100.00	100.00
Mississippi	1	3548	TRAVELERS GRP	4,110	4,186	45.86	46.50	19.47	19.47
	2	761	ALLIANZ INS GRP	3,859	3,800	100.08	101.38	18.28	37.75
	3	140	NATIONWIDE CORP GRP	3,657	3,102	54.34	57.50	17.32	55.07
	4	176	STATE FARM GRP	3,632	3,538	48.87	50.21	17.20	72.27
	5	3489	DELEK GRP	1,359	1,423	29.42	29.44	6.44	78.71
	6	98	WR BERKLEY CORP GRP	1,301	1,226	33.87	34.20	6.16	84.87
	7	175	STATE AUTO MUT GRP	1,203	1,161	40.71	40.88	5.70	90.57
	8	111	LIBERTY MUT GRP	525	591	76.97	79.22	2.49	93.06
	9	474	FCCI MUT INS GRP	515	513	125.22	147.21	2.44	95.50
	10	123	SHELTER INS GRP	451	438	88.61	94.14	2.13	97.63
			**STATE TOTAL **	21,113	20,512	55.19	57.09	100.00	100.00
Missouri	1	514	MISSOURI FARM BUREAU GRP	46,671	45,632	53.88	55.39	30.75	30.75
	2	473	AMERICAN FAMILY INS GRP	24,850	24,328	36.96	35.60	16.37	47.12
	3	176	STATE FARM GRP	22,935	22,302	43.42	44.53	15.11	62.23
	4	123	SHELTER INS GRP	18,700	18,621	56.46	57.61	12.32	74.55
	5	140	NATIONWIDE CORP GRP	11,523	10,673	67.83	69.30	7.59	82.14
	6	532	CAMERON MUT GRP	4,948	4,934	50.21	50.75	3.26	85.40
	7	761	ALLIANZ INS GRP	4,424	3,960	56.61	57.55	2.91	88.32
	8	626	ACE LTD GRP	4,219	4,001	76.38	82.49	2.78	91.10
	9	807	COLUMBIA INS GRP	3,801	3,753	40.41	40.03	2.50	93.60
	10	111	LIBERTY MUT GRP	2,557	2,673	61.02	62.72	1.68	95.29
			**STATE TOTAL **	151,785	147,985	50.64	51.61	100.00	100.00
Montana	1	4683	MOUNTAIN WEST FARM GRP	13,096	12,734	121.00	123.70	21.64	21.64
	2	761	ALLIANZ INS GRP	8,761	8,095	61.76	63.33	14.48	36.12
	3	214	ALLIANCE INS GRP	8,303	7,935	88.87	90.28	13.72	49.84
	4	3548	TRAVELERS GRP	7,657	8,034	59.83	60.10	12.65	62.49
	5	28436	FARMERS UNION MUT INS CO	5,099	4,749	76.05	76.10	8.43	70.92
	6	111	LIBERTY MUT GRP	4,620	4,594	68.72	70.37	7.63	78.55
	7	140	NATIONWIDE CORP GRP	4,455	4,138	95.72	97.66	7.36	85.91
	8	176	STATE FARM GRP	4,155	3,971	139.07	141.90	6.87	92.78
	9	626	ACE LTD GRP	2,723	2,650	57.77	63.86	4.50	97.28
	10	796	QBE INS GRP	805	854	57.31	57.70	1.33	98.61
			**STATE TOTAL **	60,516	58,519	86.85	88.83	100.00	100.00
Nebraska	1	13889	FARMERS MUT INS CO OF NE	69,247	65,221	56.43	56.69	37.71	37.71
	2	513	IOWA FARM BUREAU GRP	37,621	35,922	71.54	73.05	20.49	58.20
	3	176	STATE FARM GRP	19,259	18,491	66.38	67.75	10.49	68.69
	4	140	NATIONWIDE CORP GRP	15,567	14,420	63.50	64.42	8.48	77.16
	5	3548	TRAVELERS GRP	8,744	8,965	56.93	56.38	4.76	81.92
	6	698	NORTH STAR CO GRP	8,619	7,857	42.63	43.58	4.69	86.62
	7	473	AMERICAN FAMILY INS GRP	3,995	3,852	52.05	52.25	2.18	88.79
	8	214	ALLIANCE INS GRP	3,955	3,719	38.93	38.61	2.15	90.95
	9	796	QBE INS GRP	2,705	2,685	71.47	72.39	1.47	92.42
	10	626	ACE LTD GRP	2,430	2,395	61.89	67.70	1.32	93.74
			**STATE TOTAL **	183,630	174,667	60.59	61.37	100.00	100.00

PROPERTY AND CASUALTY INSURANCE INDUSTRY
MARKET SHARE REPORT - TOTAL PREMIUM
BY GROUP
03 - FARMOWNERS MULTIPLE PERIL

May 15, 2014

STATE	Rank	Group/ Company Code	Group/ Company Name	Direct Premiums Written (000)	Direct Premiums Earned (000)	Direct Loss to EP Ratio	Direct Loss & DCC to EP Ratio	Market Share %	Cumulative Market Share %
Nevada	1	50	COUNTRY INS & FIN SERV GRP	3,364	3,330	91.18	102.37	45.50	45.50
	2	3548	TRAVELERS GRP	1,462	1,443	53.72	57.74	19.78	65.28
	3	140	NATIONWIDE CORP GRP	800	786	28.27	28.64	10.83	76.10
	4	111	LIBERTY MUT GRP	505	467	20.41	22.99	6.83	82.93
	5	645	OREGON MUT GRP	438	396	9.65	10.10	5.92	88.85
	6	761	ALLIANZ INS GRP	376	456	10.39	10.78	5.08	93.93
	7	802	CAPITAL INS GRP	211	225	18.11	20.09	2.86	96.79
	8	626	ACE LTD GRP	87	88	42.12	52.77	1.18	97.97
	9	785	MARKEL CORP GRP	73	70	- 4.27	- 6.04	0.99	98.96
	10	473	AMERICAN FAMILY INS GRP	30	24	- 6.85	- 7.49	0.41	99.37
			STATE TOTAL	7,393	7,341	59.87	66.44	100.00	100.00
New Hampshire	1	18686	CO OPERATIVE INS CO	1,275	1,210	86.51	87.05	47.51	47.51
	2	15997	MMG INS CO	489	478	23.78	23.79	18.21	65.72
	3	98	WR BERKLEY CORP GRP	409	380	12.70	12.98	15.25	80.97
	4	140	NATIONWIDE CORP GRP	231	191	1.89	3.63	8.62	89.59
	5	785	MARKEL CORP GRP	88	114	26.94	28.91	3.27	92.86
	6	3548	TRAVELERS GRP	72	81	20.51	18.35	2.70	95.56
	7	84	AMERICAN FINANCIAL GRP	61	61	14.14	5.50	2.28	97.84
	8	203	VIRGINIA FARM BUREAU GRP	58	58	21.63	21.63	2.16	100.00
			STATE TOTAL	2,684	2,574	49.11	49.33	100.00	100.00
New Jersey	1	84	AMERICAN FINANCIAL GRP	733	707	16.08	24.92	30.85	30.85
	2	3548	TRAVELERS GRP	566	539	41.80	51.36	23.84	54.69
	3	626	ACE LTD GRP	488	498	99.53	118.74	20.54	75.23
	4	203	VIRGINIA FARM BUREAU GRP	426	451	13.63	13.84	17.94	93.18
	5	785	MARKEL CORP GRP	134	137	-114.43	-102.20	5.63	98.81
	6	98	WR BERKLEY CORP GRP	27	34	15.34	18.21	1.14	99.95
	7	19	ASSURANT INC GRP	1	1	-152.04	-152.04	0.05	100.00
			STATE TOTAL	2,375	2,368	31.39	41.04	100.00	100.00
New Mexico	1	513	IOWA FARM BUREAU GRP	11,613	11,505	44.66	48.30	48.61	48.61
	2	111	LIBERTY MUT GRP	3,061	3,162	39.98	42.85	12.81	61.43
	3	3548	TRAVELERS GRP	2,471	2,442	29.16	65.56	10.34	71.77
	4	761	ALLIANZ INS GRP	1,897	1,653	39.89	40.43	7.94	79.71
	5	140	NATIONWIDE CORP GRP	1,674	1,640	66.51	67.30	7.01	86.72
	6	84	AMERICAN FINANCIAL GRP	1,140	1,187	131.30	178.08	4.77	91.49
	7	626	ACE LTD GRP	1,080	930	32.79	38.07	4.52	96.01
	8	176	STATE FARM GRP	701	666	50.41	40.74	2.94	98.95
	9	785	MARKEL CORP GRP	131	133	- 6.31	- 7.18	0.55	99.50
	10	3489	DELEK GRP	91	66	81.77	80.61	0.38	99.88
			STATE TOTAL	23,888	23,415	52.69	64.46	100.00	100.00
New York	1	10374	ERIE & NIAGRA INS ASSOC	11,552	11,456	56.33	59.07	30.20	30.20
	2	203	VIRGINIA FARM BUREAU GRP	3,577	3,745	27.13	27.59	9.35	39.55
	3	84	AMERICAN FINANCIAL GRP	3,370	3,139	26.68	28.47	8.81	48.36
	4	140	NATIONWIDE CORP GRP	2,715	2,144	50.85	53.05	7.10	55.46
	5	43290	WAYNE COOP INS CO	1,873	1,862	23.73	24.96	4.90	60.36
	6	3548	TRAVELERS GRP	1,583	1,555	20.14	20.40	4.14	64.50
	7	43826	CENTRAL CO OPERATIVE INS CO	1,453	1,438	20.16	21.18	3.80	68.29
	8	26835	MIDROX INS CO	1,189	1,195	22.01	26.31	3.11	71.40
	9	4785	ALLEGANY COOP & CONEMAUGH VALLEY GRP	1,117	1,083	45.16	46.93	2.92	74.32
	10	43869	NORTH COUNTRY INS CO	1,006	1,034	0.95	3.43	2.63	76.95
			STATE TOTAL	38,249	37,438	36.14	38.25	100.00	100.00

PROPERTY AND CASUALTY INSURANCE INDUSTRY
MARKET SHARE REPORT - TOTAL PREMIUM
BY GROUP
03 - FARMOWNERS MULTIPLE PERIL

May 15, 2014

STATE	Rank	Group/ Company Code	Group/ Company Name	Direct Premiums Written (000)	Direct Premiums Earned (000)	Direct Loss to EP Ratio	Direct Loss & DCC to EP Ratio	Market Share %	Cumulative Market Share %
North Carolina	1	324	NORTH CAROLINA FARM BUREAU GRP	27,389	27,140	36.53	36.49	49.30	49.30
	2	4761	EVERETT MUT GRP	7,160	6,903	43.63	45.01	12.89	62.18
	3	140	NATIONWIDE CORP GRP	5,187	4,870	69.86	70.71	9.34	71.52
	4	16683	NORTH CAROLINA GRANGE MUT INS CO	3,569	3,638	17.08	17.53	6.42	77.94
	5	44377	HALIFAX MUT INS CO	2,719	2,666	54.85	54.85	4.89	82.84
	6	626	ACE LTD GRP	1,912	2,012	19.16	24.98	3.44	86.28
	7	3548	TRAVELERS GRP	1,213	1,205	69.95	70.23	2.18	88.46
	8	761	ALLIANZ INS GRP	1,047	840	30.35	31.21	1.88	90.34
	9	1319	LITITZ MUT GRP	938	875	16.84	16.71	1.69	92.03
	10	10720	CAROLINA FARMERS MUT INS CO	795	750	122.42	122.42	1.43	93.46
			**STATE TOTAL **	55,560	54,562	40.35	40.89	100.00	100.00
North Dakota	1	3500	NODAK MUT GRP	26,782	26,077	56.04	57.13	26.47	26.47
	2	32670	FARMERS UNION MUT INS CO	24,412	23,319	51.56	51.56	24.13	50.60
	3	698	NORTH STAR CO GRP	10,275	9,560	49.14	49.37	10.16	60.76
	4	473	AMERICAN FAMILY INS GRP	6,549	6,291	53.32	51.23	6.47	67.23
	5	214	ALLIANCE INS GRP	4,917	4,509	60.84	61.99	4.86	72.09
	6	175	STATE AUTO MUT GRP	4,799	4,665	45.49	46.39	4.74	76.84
	7	140	NATIONWIDE CORP GRP	4,646	4,362	48.61	49.71	4.59	81.43
	8	34606	CENTER MUT INS CO	4,465	4,060	53.30	53.46	4.41	85.84
	9	176	STATE FARM GRP	4,139	3,936	41.75	41.24	4.09	89.94
	10	96	SECURA INS GRP	2,668	2,329	34.37	36.87	2.64	92.57
			**STATE TOTAL **	101,167	95,982	52.25	52.77	100.00	100.00
Ohio	1	140	NATIONWIDE CORP GRP	30,602	29,073	48.13	49.58	21.03	21.03
	2	963	OHIO MUT GRP	20,356	19,378	70.42	70.35	13.99	35.02
	3	228	WESTFIELD GRP	12,343	11,868	24.86	24.64	8.48	43.50
	4	14176	HASTINGS MUT INS CO	11,736	10,571	58.91	58.54	8.07	51.57
	5	207	WESTERN RESERVE GRP	10,394	9,761	38.14	36.51	7.14	58.71
	6	267	GRANGE MUT CAS GRP	9,262	8,771	53.74	56.09	6.36	65.07
	7	176	STATE FARM GRP	6,903	6,601	58.12	57.40	4.74	69.82
	8	4787	GOODVILLE & GERMAN MUT GRP	6,597	5,752	141.21	141.74	4.53	74.35
	9	280	AUTO OWNERS GRP	5,589	5,310	58.85	59.03	78.19	81.82
	10	4780	MENNONITE MUT GRP	5,285	5,037	39.18	39.99	3.63	81.82
			**STATE TOTAL **	145,519	137,424	53.98	54.53	100.00	100.00
Oklahoma	1	220	OKLAHOMA FARM BUREAU GRP	60,704	58,756	82.42	83.42	45.24	45.24
	2	1321	AMERICAN FARMERS & RANCHERS GRP	27,646	26,885	69.09	70.32	20.60	65.84
	3	176	STATE FARM GRP	10,148	9,421	63.36	64.54	7.56	73.40
	4	4233	WL DUNN GRP	8,524	6,001	61.39	61.39	6.35	79.75
	5	214	ALLIANCE INS GRP	8,217	7,857	55.57	56.18	6.12	85.88
	6	626	ACE LTD GRP	3,053	2,882	71.10	76.59	2.27	88.15
	7	698	NORTH STAR CO GRP	2,987	2,556	49.36	49.54	2.23	90.38
	8	3548	TRAVELERS GRP	2,646	2,808	35.93	34.99	1.97	92.35
	9	111	LIBERTY MUT GRP	2,533	2,359	54.70	55.55	1.89	94.24
	10	123	SHELTER INS GRP	2,523	2,496	92.29	94.76	1.88	96.12
			**STATE TOTAL **	134,193	127,187	73.87	75.03	100.00	100.00
Oregon	1	50	COUNTRY INS & FIN SERV GRP	13,025	12,853	49.14	50.08	21.22	21.22
	2	111	LIBERTY MUT GRP	9,948	9,537	27.00	28.18	16.21	37.43
	3	333	MUTUAL OF ENUMCLAW GRP	8,037	7,767	36.20	39.84	13.09	50.52
	4	3548	TRAVELERS GRP	6,260	6,350	64.30	65.29	10.20	60.72
	5	176	STATE FARM GRP	4,519	4,367	47.60	51.01	7.36	68.08
	6	140	NATIONWIDE CORP GRP	4,285	3,958	91.07	92.02	6.98	75.06
	7	645	OREGON MUT GRP	3,567	3,546	38.70	39.10	5.81	80.88
	8	761	ALLIANZ INS GRP	2,433	2,213	69.91	71.57	3.96	84.84
	9	473	AMERICAN FAMILY INS GRP	2,391	2,332	74.22	75.01	3.90	88.74
	10	83	GRANGE INS GRP	2,277	2,035	60.04	63.75	3.71	92.45
			**STATE TOTAL **	61,378	59,670	47.77	49.22	100.00	100.00

PROPERTY AND CASUALTY INSURANCE INDUSTRY
MARKET SHARE REPORT - TOTAL PREMIUM
BY GROUP
03 - FARMOWNERS MULTIPLE PERIL

May 15, 2014

STATE	Rank	Group/ Company Code	Group/ Company Name	Direct Premiums Written (000)	Direct Premiums Earned (000)	Direct Loss to EP Ratio	Direct Loss & DCC to EP Ratio	Market Share %	Cumulative Market Share %
Pennsylvania	1	228	WESTFIELD GRP	19,454	19,033	27.67	27.37	20.27	20.27
	2	140	NATIONWIDE CORP GRP	19,312	18,456	43.50	45.22	20.12	40.38
	3	4761	EVERETT MUT GRP	12,217	11,662	33.88	35.07	12.73	53.11
	4	4787	GOODVILLE & GERMAN MUT GRP	10,363	10,070	29.77	30.84	10.79	63.90
	5	13501	BRETHREN MUT INS CO	4,565	4,278	5.60	5.60	4.75	68.66
	6	203	VIRGINIA FARM BUREAU GRP	3,939	4,089	47.21	47.60	4.10	72.76
	7	4714	MILLVILLE MUT GRP	3,361	3,276	39.08	39.84	3.50	76.26
	8	3407	TUSCARORA GRP	3,333	3,261	52.19	52.55	3.47	79.73
	9	250	DONEGAL GRP	2,870	2,730	22.18	22.85	2.99	82.72
	10	17728	REAMSTOWN MUT INS CO	2,237	2,137	18.64	19.65	2.33	85.05
			STATE TOTAL	95,998	93,100	31.16	31.75	100.00	100.00
Rhode Island	1	140	NATIONWIDE CORP GRP	129	110	23.08	24.74	73.80	73.80
	2	3548	TRAVELERS GRP	36	33	- 5.84	- 6.62	20.72	94.52
	3	98	WR BERKLEY CORP GRP	6	5	37.93	43.07	3.21	97.73
	4	785	MARKEL CORP GRP	4	5	- 0.10	- 0.14	2.27	100.00
			STATE TOTAL	175	154	9.23	12.00	100.00	100.00
South Carolina	1	140	NATIONWIDE CORP GRP	4,110	3,398	21.04	23.23	38.68	38.68
	2	3548	TRAVELERS GRP	2,272	2,307	78.24	80.37	21.38	60.06
	3	761	ALLIANZ INS GRP	1,454	1,387	57.11	57.90	13.68	73.74
	4	626	ACE LTD GRP	1,041	1,037	10.55	18.67	9.80	83.53
	5	176	STATE FARM GRP	843	811	26.72	25.23	7.93	91.47
	6	84	AMERICAN FINANCIAL GRP	382	383	- 3.94	- 4.81	3.59	95.06
	7	98	WR BERKLEY CORP GRP	189	139	49.15	54.11	1.78	96.84
	8	228	WESTFIELD GRP	161	127	10.38	10.67	1.52	98.36
	9	785	MARKEL CORP GRP	145	128	19.33	20.61	1.37	99.73
	10	474	FCCI MUT INS GRP	25	40	- 21.61	- 81.95	0.23	99.96
			STATE TOTAL	10,626	9,763	38.24	40.28	100.00	100.00
South Dakota	1	205	DE SMET INS GRP	16,804	16,263	65.18	66.71	16.80	16.80
	2	13889	FARMERS MUT INS CO OF NE	13,616	11,960	83.19	83.32	13.61	30.42
	3	513	IOWA FARM BUREAU GRP	12,968	12,147	103.04	103.84	12.97	43.38
	4	698	NORTH STAR CO GRP	9,895	9,303	56.07	56.36	9.89	53.28
	5	473	AMERICAN FAMILY INS GRP	8,036	7,898	54.22	54.45	8.04	61.31
	6	176	STATE FARM GRP	7,368	7,070	68.59	69.49	7.37	68.68
	7	796	QBE INS GRP	5,346	5,945	75.99	76.25	5.35	74.02
	8	175	STATE AUTO MUT GRP	3,831	3,791	49.74	51.54	3.83	77.86
	9	140	NATIONWIDE CORP GRP	3,801	3,205	84.25	85.30	3.80	81.66
	10	214	ALLIANCE INS GRP	3,677	3,367	53.69	53.42	3.68	85.33
			STATE TOTAL	100,010	94,952	71.97	72.79	100.00	100.00
Tennessee	1	694	TENNESSEE FARMERS GRP	112,441	109,743	48.90	49.73	81.39	81.39
	2	111	LIBERTY MUT GRP	4,538	4,359	59.28	60.64	3.28	84.67
	3	176	STATE FARM GRP	4,007	3,744	42.83	42.70	2.90	87.57
	4	267	GRANGE MUT CAS GRP	3,283	3,236	34.40	36.55	2.38	89.95
	5	3548	TRAVELERS GRP	3,073	3,084	50.19	50.32	2.22	92.17
	6	140	NATIONWIDE CORP GRP	1,718	1,465	116.63	122.17	1.24	93.42
	7	228	WESTFIELD GRP	1,690	1,571	31.60	31.25	1.22	94.64
	8	175	STATE AUTO MUT GRP	1,606	1,802	43.44	45.86	1.16	95.80
	9	123	SHELTER INS GRP	1,015	1,003	48.61	52.53	0.73	96.54
	10	4761	EVERETT MUT GRP	902	374	28.90	31.43	0.65	97.19
			STATE TOTAL	138,153	133,938	49.42	50.42	100.00	100.00

PROPERTY AND CASUALTY INSURANCE INDUSTRY
MARKET SHARE REPORT - TOTAL PREMIUM
BY GROUP
03 - FARMOWNERS MULTIPLE PERIL

May 15, 2014

STATE	Rank	Group/ Company Code	Group/ Company Name	Direct Premiums Written (000)	Direct Premiums Earned (000)	Direct Loss to EP Ratio	Direct Loss & DCC to EP Ratio	Market Share %	Cumulative Market Share %
Texas	1	809	TEXAS FARM BUREAU MUT GRP	125,436	117,319	71.81	72.45	54.73	54.73
	2	176	STATE FARM GRP	30,769	30,054	53.37	55.04	13.42	68.15
	3	3548	TRAVELERS GRP	20,696	20,781	35.08	34.66	9.03	77.18
	4	761	ALLIANZ INS GRP	11,944	11,583	86.85	87.70	5.21	82.39
	5	796	QBE INS GRP	8,013	7,671	45.52	48.84	3.50	85.89
	6	140	NATIONWIDE CORP GRP	6,695	6,364	56.47	57.60	2.92	88.81
	7	111	LIBERTY MUT GRP	6,264	6,141	39.18	40.21	2.73	91.54
	8	626	ACE LTD GRP	5,617	4,655	45.36	51.51	2.45	93.99
	9	3489	DELEK GRP	4,927	5,093	33.16	33.14	2.15	96.14
	10	175	STATE AUTO MUT GRP	4,529	4,361	50.24	51.11	1.98	98.12
			**STATE TOTAL **	229,206	218,229	61.90	62.87	100.00	100.00
Utah	1	513	IOWA FARM BUREAU GRP	5,097	4,937	66.15	68.73	43.88	43.88
	2	140	NATIONWIDE CORP GRP	1,669	1,612	50.23	51.89	14.37	58.25
	3	176	STATE FARM GRP	1,337	1,318	28.91	32.43	11.51	69.76
	4	796	QBE INS GRP	955	1,016	57.38	64.73	8.22	77.99
	5	111	LIBERTY MUT GRP	827	799	26.51	28.63	7.12	85.11
	6	3548	TRAVELERS GRP	568	591	63.68	62.94	4.89	90.00
	7	333	MUTUAL OF ENUMCLAW GRP	416	348	16.21	17.22	3.58	93.59
	8	473	AMERICAN FAMILY INS GRP	352	307	15.30	18.51	3.03	96.62
	9	2878	UNITED HERITAGE MUT GRP	181	160	29.17	29.93	1.56	98.18
	10	626	ACE LTD GRP	57	42	- 0.40	4.21	0.49	98.67
			**STATE TOTAL **	11,615	11,295	51.15	53.84	100.00	100.00
Vermont	1	18686	CO OPERATIVE INS CO	9,007	8,987	34.89	35.40	66.04	66.04
	2	140	NATIONWIDE CORP GRP	2,156	1,944	110.11	111.59	15.81	81.85
	3	98	WR BERKLEY CORP GRP	1,181	1,007	79.01	79.49	8.66	90.50
	4	15997	MMG INS CO	785	765	43.61	46.05	5.76	96.26
	5	203	VIRGINIA FARM BUREAU GRP	305	320	-115.86	-108.88	2.24	98.50
	6	785	MARKEL CORP GRP	79	83	0.62	2.02	0.58	99.08
	7	626	ACE LTD GRP	58	66	141.04	151.29	0.42	99.50
	8	84	AMERICAN FINANCIAL GRP	52	55	- 13.85	- 17.03	0.38	99.88
	9	3548	TRAVELERS GRP	10	41	2.60	0.77	0.07	99.95
	10	761	ALLIANZ INS GRP	7	6	6.91	7.35	0.05	100.00
			**STATE TOTAL **	13,638	13,274	45.10	46.03	100.00	100.00
Virginia	1	203	VIRGINIA FARM BUREAU GRP	44,039	43,680	39.70	41.05	69.33	69.33
	2	899	ROCKINGHAM GRP	4,411	4,161	50.37	50.51	6.94	76.27
	3	140	NATIONWIDE CORP GRP	2,951	2,765	27.75	29.30	4.65	80.92
	4	3548	TRAVELERS GRP	2,068	2,079	30.23	30.66	3.26	84.17
	5	13501	BRETHREN MUT INS CO	1,534	1,436	82.61	82.61	2.42	86.59
	6	4761	EVERETT MUT GRP	1,466	1,347	36.01	38.08	2.31	88.90
	7	250	DONEGAL GRP	1,098	1,062	25.02	25.89	1.73	90.63
	8	785	MARKEL CORP GRP	1,034	939	24.88	26.13	1.63	92.25
	9	176	STATE FARM GRP	944	889	20.64	18.89	1.49	93.74
	10	626	ACE LTD GRP	937	950	- 5.34	0.38	1.48	95.22
			**STATE TOTAL **	63,523	62,314	37.35	38.55	100.00	100.00
Washington	1	333	MUTUAL OF ENUMCLAW GRP	13,956	13,453	52.46	55.46	20.92	20.92
	2	111	LIBERTY MUT GRP	10,260	9,843	64.36	65.62	15.38	36.29
	3	50	COUNTRY INS & FIN SERV GRP	8,572	8,503	43.95	45.29	12.85	49.14
	4	83	GRANGE INS GRP	8,558	7,993	70.88	77.38	12.83	61.97
	5	3548	TRAVELERS GRP	6,690	6,760	65.51	66.49	10.03	72.00
	6	761	ALLIANZ INS GRP	4,835	4,755	50.31	50.96	7.25	79.24
	7	796	QBE INS GRP	3,562	3,876	20.90	25.59	5.34	84.58
	8	140	NATIONWIDE CORP GRP	3,313	3,023	80.27	82.42	4.97	89.55
	9	176	STATE FARM GRP	2,444	2,348	59.44	76.75	3.66	93.21
	10	645	OREGON MUT GRP	1,796	1,795	107.82	107.81	2.69	95.90
			**STATE TOTAL **	66,720	64,687	57.95	61.03	100.00	100.00

PROPERTY AND CASUALTY INSURANCE INDUSTRY
MARKET SHARE REPORT - TOTAL PREMIUM
BY GROUP
03 - FARMOWNERS MULTIPLE PERIL

May 15, 2014

STATE	Rank	Group/ Company Code	Group/ Company Name	Direct Premiums Written (000)	Direct Premiums Earned (000)	Direct Loss to EP Ratio	Direct Loss & DCC to EP Ratio	Market Share %	Cumulative Market Share %
West Virginia	1	140	NATIONWIDE CORP GRP	3,899	3,753	92.49	93.59	30.93	30.93
	2	4339	FARMERS & MECHANICS MUT GRP	3,281	3,162	58.65	58.12	26.03	56.96
	3	35	CELINA GRP	2,546	2,554	14.35	15.07	20.20	77.16
	4	228	WESTFIELD GRP	1,175	1,167	14.92	14.95	9.32	86.48
	5	14656	MUNICIPAL MUT INS CO	750	766	44.11	45.38	5.95	92.44
	6	40070	FARMERS MUT INS CO	319	324	17.32	17.32	2.53	94.97
	7	175	STATE AUTO MUT GRP	184	148	24.41	25.42	1.46	96.43
	8	11878	MUTUALAID EXCHANGE	128	124	- 0.63	- 0.85	1.02	97.45
	9	3548	TRAVELERS GRP	128	138	46.74	46.01	1.02	98.47
	10	785	MARKEL CORP GRP	116	112	2.68	3.42	0.92	99.39
			STATE TOTAL	12,603	12,311	52.71	53.16	100.00	100.00
Wisconsin	1	15091	RURAL MUT INS CO	54,709	52,558	46.80	45.49	35.15	35.15
	2	473	AMERICAN FAMILY INS GRP	20,299	19,854	38.04	38.37	13.04	48.19
	3	14176	HASTINGS MUT INS CO	13,699	13,107	47.92	48.20	8.80	57.00
	4	96	SECURA INS GRP	10,712	10,441	40.58	40.87	6.88	63.88
	5	10831	MT MORRIS MUT INS CO	8,490	8,340	64.04	65.43	5.45	69.33
	6	11036	MCMILLAN WARNER MUT INS CO	6,507	6,521	32.36	35.33	4.18	73.51
	7	291	MOTORISTS MUT GRP	6,453	6,389	33.72	33.55	4.15	77.66
	8	176	STATE FARM GRP	5,637	5,389	54.00	56.13	3.62	81.28
	9	280	AUTO OWNERS GRP	4,883	4,677	64.17	65.34	3.14	84.42
	10	140	NATIONWIDE CORP GRP	4,674	4,439	70.95	73.05	3.00	87.42
			STATE TOTAL	155,639	150,740	47.89	48.13	100.00	100.00
Wyoming	1	4683	MOUNTAIN WEST FARM GRP	15,600	15,323	95.57	97.58	49.81	49.81
	2	3548	TRAVELERS GRP	3,679	3,600	55.38	53.92	11.75	61.56
	3	111	LIBERTY MUT GRP	3,078	2,978	38.91	39.60	9.83	71.38
	4	761	ALLIANZ INS GRP	2,382	2,197	40.03	40.56	7.60	78.99
	5	796	QBE INS GRP	1,966	1,775	72.61	75.20	6.28	85.27
	6	176	STATE FARM GRP	1,480	1,366	84.11	85.21	4.72	89.99
	7	140	NATIONWIDE CORP GRP	1,321	1,249	45.69	54.61	4.22	94.21
	8	83	GRANGE INS GRP	1,036	993	95.51	100.07	3.31	97.52
	9	626	ACE LTD GRP	469	434	53.88	58.68	1.50	99.01
	10	84	AMERICAN FINANCIAL GRP	231	217	37.71	38.60	0.74	99.75
			STATE TOTAL	31,319	30,198	78.21	79.98	100.00	100.00
Guam	1	12	AMERICAN INTL GRP	77	56	0.00	0.00	100.00	100.00
			STATE TOTAL	77	56	0.00	0.00	100.00	100.00
Puerto Rico	1	3526	COOPERATIVA DE SEGUROS MULTIPLES GRP	117	114	11.67	11.72	100.00	100.00
			STATE TOTAL	117	114	11.67	11.72	100.00	100.00
Canada	1	176	STATE FARM GRP	3,149	3,082	86.80	88.89	61.48	61.48
	2	84	AMERICAN FINANCIAL GRP	1,972	1,833	23.43	25.77	38.52	100.00
			STATE TOTAL	5,121	4,915	63.17	65.35	100.00	100.00
Aggregate Other Alien	1	12	AMERICAN INTL GRP	10,154	3,825	111.92	133.48	100.00	100.00
	2	3548	TRAVELERS GRP	1	(1)	N/A	N/A	0.01	100.00
			STATE TOTAL	10,154	3,824	111.95	133.52	100.00	100.00

04—Homeowners Multiple Peril

PROPERTY AND CASUALTY INSURANCE INDUSTRY
MARKET SHARE REPORT - TOTAL PREMIUM
BY GROUP
04 - HOMEOWNERS MULTIPLE PERIL

May 15, 2014

STATE	Rank	Group/ Company Code	Group/ Company Name	Direct Premiums Written (000)	Direct Premiums Earned (000)	Direct Loss to EP Ratio	Direct Loss & DCC to EP Ratio	Market Share %	Cumulative Market Share %
Countrywide	1	176	STATE FARM GRP	17,073,508	16,732,611	49.13	50.23	20.85	20.85
	2	8	ALLSTATE INS GRP	7,428,694	7,280,095	41.81	43.44	9.07	29.93
	3	111	LIBERTY MUT GRP	5,236,892	4,928,868	47.25	48.84	6.40	36.32
	4	69	FARMERS INS GRP	5,029,555	4,961,663	53.81	54.84	6.14	42.47
	5	200	UNITED SERV AUTOMOBILE ASSN GRP	4,328,005	4,082,871	50.56	51.25	5.29	47.75
	6	3548	TRAVELERS GRP	3,368,962	3,405,877	36.78	38.20	4.11	51.87
	7	140	NATIONWIDE CORP GRP	3,092,293	3,021,458	49.82	51.26	3.78	55.64
	8	473	AMERICAN FAMILY INS GRP	2,272,519	2,178,927	53.55	54.06	2.78	58.42
	9	38	CHUBB INC GRP	1,972,793	1,922,007	37.66	38.41	2.41	60.83
	10	10064	CITIZENS PROP INS CORP	1,272,336	1,445,424	26.85	34.92	1.55	62.38
	11	213	ERIE INS GRP	1,227,156	1,146,350	51.98	54.10	1.50	63.88
	12	280	AUTO OWNERS GRP	1,146,629	1,123,240	58.75	60.40	1.40	65.28
	13	91	HARTFORD FIRE & CAS GRP	1,144,965	1,126,033	52.21	54.82	1.40	66.68
	14	241	METROPOLITAN GRP	1,111,160	1,067,281	54.72	55.44	1.36	68.04
	15	4663	UNIVERSAL INS HOLDING GRP	728,913	734,266	20.67	22.82	0.89	68.93
	16	1318	AUTO CLUB ENTERPRISES INS GRP	714,018	680,330	54.54	56.34	0.87	69.80
	17	1278	CSAA INS GRP	696,917	683,747	56.88	59.41	0.85	70.65
	18	1344	ARX HOLDING CORP GRP	696,743	641,509	34.85	36.31	0.85	71.50
	19	50	COUNTRY INS & FIN SERV GRP	686,276	669,555	51.66	51.71	0.84	72.34
	20	3484	TOWER HILL INS GRP	607,700	575,471	28.02	30.67	0.74	73.08
	21	28	AMICA MUT GRP	605,448	572,269	43.29	44.88	0.74	73.82
	22	88	THE HANOVER INS GRP	524,844	541,215	49.75	50.63	0.64	74.46
	23	761	ALLIANZ INS GRP	509,171	511,631	25.77	27.90	0.62	75.09
	24	361	MUNICH RE GRP	481,940	481,468	43.30	44.35	0.59	75.68
	25	55	AUTOMOBILE CLUB MI GRP	479,206	471,306	57.92	58.06	0.59	76.26
	26	19	ASSURANT INC GRP	464,414	435,642	43.88	44.33	0.57	76.83
	27	244	CINCINNATI FIN GRP	447,449	423,288	55.00	56.47	0.55	77.37
	28	3703	TOWER GRP	436,926	421,494	36.43	37.82	0.53	77.91
	29	123	SHELTER INS GRP	372,505	364,951	69.38	70.85	0.45	78.36
	30	411	MAPFRE INS GRP	372,416	353,163	41.87	43.16	0.45	78.82
	31	175	STATE AUTO MUT GRP	370,045	365,714	46.48	47.90	0.45	79.27
	32	796	QBE INS GRP	366,415	341,249	42.85	45.43	0.45	79.72
	33	215	KEMPER CORP GRP	343,027	348,306	45.65	45.98	0.42	80.14
	34	694	TENNESSEE FARMERS GRP	337,047	326,071	55.24	56.17	0.41	80.55
	35	660	MERCURY GEN GRP	324,592	316,205	55.18	58.20	0.40	80.94
	36	10969	UNITED PROP & CAS INS CO	314,894	272,859	28.88	29.96	0.38	81.33
	37	4792	HCI GRP INC	311,550	271,635	16.79	17.75	0.38	81.71
	38	4769	FLORIDA PENINSULA HOLDINGS GRP	310,353	281,285	21.73	25.38	0.38	82.09
	39	483	SOUTHERN FARM BUREAU CAS GRP	299,811	293,526	46.29	46.89	0.37	82.46
	40	71	UNIVERSAL INS CO GRP	291,760	286,720	35.33	40.37	0.36	82.81
	41	324	NORTH CAROLINA FARM BUREAU GRP	279,252	272,904	48.83	49.14	0.34	83.15
	42	22	ANDOVER GRP	267,161	258,062	43.62	45.39	0.33	83.48
	43	267	GRANGE MUT CAS GRP	265,582	255,689	50.14	50.99	0.32	83.80
	44	11844	ST JOHNS INS CO INC	265,240	263,419	23.82	25.89	0.32	84.13
	45	5	ALFA INS GRP	264,970	265,625	56.09	56.45	0.32	84.45
	46	626	ACE LTD GRP	260,818	253,798	44.07	48.30	0.32	84.77
	47	4	AMERIPRISE FIN GRP	257,469	228,082	70.61	69.53	0.31	85.08
	48	513	IOWA FARM BUREAU GRP	256,862	243,721	73.84	74.71	0.31	85.40
	49	408	AMERICAN NATL FIN GRP	255,228	247,831	62.04	63.05	0.31	85.71
	50	109	KENTUCKY FARM BUREAU GRP	230,318	230,770	31.52	32.28	0.28	85.99
	51	10790	FEDERATED NATL INS CO	221,406	153,394	26.66	31.27	0.27	86.26
	52	228	WESTFIELD GRP	219,931	212,861	49.28	49.34	0.27	86.53
	53	4773	FIRST PROTECTIVE & FIDELITY FIRE GRP	210,632	204,737	22.70	25.79	0.26	86.79
	54	809	TEXAS FARM BUREAU MUT GRP	204,699	192,126	85.65	86.08	0.25	87.04
	55	13125	PEOPLES TRUST INS CO	203,010	118,908	25.62	29.35	0.25	87.28
	56	708	NEW JERSEY MANUFACTURERS GRP	198,355	193,197	55.28	58.44	0.24	87.53
	57	300	HORACE MANN GRP	197,796	193,686	54.14	54.93	0.24	87.77
	58	497	NBIC HOLDINGS GRP	192,314	177,240	50.91	57.41	0.23	88.00
	59	10117	SECURITY FIRST INS CO	184,488	187,343	21.33	27.09	0.23	88.23
	60	2518	NYCM INS GRP	165,270	163,294	36.93	38.21	0.20	88.43
	61	4664	PURE COMPANIES GRP	162,201	138,636	31.38	32.65	0.20	88.63
	62	586	ARBELLA INS GRP	161,840	157,046	38.68	40.30	0.20	88.83
	63	4765	WBL GRP	154,275	151,436	36.84	37.86	0.19	89.02
	64	2898	WESTERN SERV CONTRACT GRP	151,537	144,163	41.29	46.93	0.19	89.20
	65	4051	OCEAN HARBOR GRP	149,247	143,785	17.47	18.38	0.18	89.38
	66	542	INDIANA FARM BUREAU GRP	148,756	144,842	50.48	50.78	0.18	89.56

PROPERTY AND CASUALTY INSURANCE INDUSTRY
MARKET SHARE REPORT - TOTAL PREMIUM
BY GROUP
04 - HOMEOWNERS MULTIPLE PERIL

May 15, 2014

STATE	Rank	Group/ Company Code	Group/ Company Name	Direct Premiums Written (000)	Direct Premiums Earned (000)	Direct Loss to EP Ratio	Direct Loss & DCC to EP Ratio	Market Share %	Cumulative Market Share %
Countrywide	67	12841	AMERICAN INTEGRITY INS CO OF FL	141,916	120,614	20.33	22.51	0.17	89.74
	68	13757	FARM BUREAU MUT INS CO OF AR INC	141,411	138,082	37.50	38.41	0.17	89.91
	69	242	SELECTIVE INS GRP	141,148	136,958	46.70	47.48	0.17	90.08
	70	3829	GEOVERA HOLDINGS INC GRP	140,056	135,212	22.92	23.20	0.17	90.25
	71	188	SAFETY GRP	138,617	132,032	39.40	40.11	0.17	90.42
	72	234	VERMONT MUT GRP	136,591	131,726	45.04	45.47	0.17	90.59
	73	36	CENTRAL MUT INS CO GRP	136,448	132,715	60.65	60.34	0.17	90.76
	74	250	DONEGAL GRP	136,100	131,274	45.49	47.76	0.17	90.92
	75	291	MOTORISTS MUT GRP	136,063	134,749	55.14	55.64	0.17	91.09
	76	561	GEORGIA FARM BUREAU GRP	135,439	133,534	64.95	66.18	0.17	91.25
	77	3489	DELEK GRP	129,579	133,726	46.37	47.80	0.16	91.41
	78	1227	PALISADES GRP	127,640	127,690	42.26	41.55	0.16	91.57
	79	67	MICHIGAN FARM BUREAU GRP	124,838	118,281	71.54	73.64	0.15	91.72
	80	311	MAIN STREET AMER GRP	122,208	124,405	50.00	51.92	0.15	91.87
	81	153	PEKIN INS GRP	121,674	120,166	78.77	79.64	0.15	92.02
	82	14407	HERITAGE PROP & CAS INS CO	120,623	47,243	26.12	29.64	0.15	92.17
	83	3456	CYPRESS HOLDINGS GRP	119,239	118,392	45.31	51.33	0.15	92.31
	84	15024	PREFERRED MUT INS CO	118,217	113,765	46.13	46.63	0.14	92.46
	85	10136	SOUTHERN FIDELITY INS CO INC	116,586	118,090	31.03	31.03	0.14	92.60
	86	12237	GULFSTREAM PROP & CAS INS CO	116,025	109,372	23.85	24.92	0.14	92.74
	87	732	NLASCO GRP	103,756	99,041	60.32	61.67	0.13	92.87
	88	1309	FRANKENMUTH GRP	102,110	101,416	52.73	53.60	0.12	92.99
	89	1275	QUINCY MUT GRP	101,778	101,898	45.56	46.86	0.12	93.12
	90	14184	ACUITY A MUT INS CO	100,618	92,144	54.87	55.32	0.12	93.24
	91	15350	WEST BEND MUT INS CO	96,281	88,100	67.04	67.54	0.12	93.36
	92	12954	OLYMPUS INS CO	96,100	91,826	32.53	39.58	0.12	93.47
	93	225	IAT REINS CO GRP	95,455	93,285	28.75	32.70	0.12	93.59
	94	4674	BARRINGTON CAPITAL GRP	95,073	91,212	28.69	30.38	0.12	93.71
	95	14427	LOUISIANA FARM BUREAU MUT INS CO	94,800	94,930	25.30	26.13	0.12	93.82
	96	13038	ARK ROYAL INS CO	88,716	83,676	25.31	26.97	0.11	93.93
	97	24341	PEMCO MUT INS CO	88,326	84,943	56.28	58.01	0.11	94.04
	98	4766	TFP & TWI GRP	85,987	79,685	24.77	24.77	0.11	94.14
	99	70	FIRST AMER TITLE GRP	85,246	83,829	45.24	49.03	0.10	94.25
	100	271	PENNSYLVANIA NATL INS GRP	84,974	80,799	46.69	46.94	0.10	94.35
	101	4686	JERGER HOLDINGS GRP	83,920	83,356	14.09	16.33	0.10	94.45
	102	308	PHILADELPHIA CONTRIBUTIONSHIP GRP	83,633	80,959	48.53	53.92	0.10	94.56
	103	33	CALIFORNIA CAS MGMT GRP	82,596	80,394	52.81	53.31	0.10	94.66
	104	13889	FARMERS MUT INS CO OF NE	80,055	75,621	56.87	57.35	0.10	94.75
	105	698	NORTH STAR CO GRP	79,299	75,352	59.28	59.69	0.10	94.85
	106	12247	SOUTHERN OAK INS CO	78,483	78,560	17.95	17.58	0.10	94.95
	107	689	BANKERS INS GRP	75,169	62,587	25.35	26.31	0.09	95.04
	108	762	FRANKLIN MUT GRP	74,476	73,532	37.11	37.76	0.09	95.13
	109	333	MUTUAL OF ENUMCLAW GRP	72,169	70,597	48.40	50.27	0.09	95.22
	110	533	SOUTH CAROLINA FARM BUREAU MUT GRP	70,208	72,966	41.74	42.67	0.09	95.30
	111	62	EMC INS CO GRP	68,055	71,370	69.08	69.26	0.08	95.39
	112	787	NEW LONDON CNTY GRP	65,825	65,412	40.64	42.54	0.08	95.47
	113	54	CUMBERLAND GRP	65,553	63,946	53.70	55.00	0.08	95.55
	114	45	CONCORD GRP	63,094	61,147	53.20	54.69	0.08	95.62
	115	212	ZURICH INS GRP	62,583	62,986	34.74	40.63	0.08	95.70
	116	802	CAPITAL INS GRP	62,481	59,773	67.13	70.71	0.08	95.78
	117	57	ELECTRIC INS GRP	61,954	59,546	52.96	54.06	0.08	95.85
	118	14166	SOUTHERN FIDELITY PROP & CAS INC	61,480	52,094	26.20	26.20	0.08	95.93
	119	800	WESTERN MUT INS GRP	61,057	59,488	46.31	49.66	0.07	96.00
	120	41459	ARMED FORCES INS EXCH	61,009	60,052	44.56	45.27	0.07	96.08
	121	14176	HASTINGS MUT INS CO	60,109	58,560	71.60	72.74	0.07	96.15
	122	4689	TP PICCIONE GRP	58,249	59,558	20.06	22.82	0.07	96.22
	123	26905	CENTURY NATL INS CO	56,947	57,869	42.93	46.21	0.07	96.29
	124	195	UNION MUTUAL FIRE INS GRP	56,446	55,370	45.40	45.90	0.07	96.36
	125	323	CIVIL SERV EMPLOYEE GRP	55,938	55,414	39.31	38.85	0.07	96.43
			INDUSTRY TOTAL	81,872,625	80,825,285	46.28	47.79	100.00	100.00

PROPERTY AND CASUALTY INSURANCE INDUSTRY
MARKET SHARE REPORT - TOTAL PREMIUM
BY GROUP
04 - HOMEOWNERS MULTIPLE PERIL

May 15, 2014

STATE	Rank	Group/ Company Code	Group/ Company Name	Direct Premiums Written (000)	Direct Premiums Earned (000)	Direct Loss to EP Ratio	Direct Loss & DCC to EP Ratio	Market Share %	Cumulative Market Share %
Alabama	1	176	STATE FARM GRP	461,918	450,753	47.95	48.40	29.57	29.57
	2	5	ALFA INS GRP	216,132	216,659	50.62	50.98	13.83	43.40
	3	8	ALLSTATE INS GRP	164,232	153,607	42.79	44.11	10.51	53.91
	4	69	FARMERS INS GRP	109,888	111,252	35.88	36.59	7.03	60.95
	5	3548	TRAVELERS GRP	89,407	88,204	45.24	46.25	5.72	66.67
	6	200	UNITED SERV AUTOMOBILE ASSN GRP	84,064	76,515	66.83	67.32	5.38	72.05
	7	111	LIBERTY MUT GRP	54,015	50,796	53.55	55.48	3.46	75.51
	8	140	NATIONWIDE CORP GRP	49,737	49,354	36.55	37.79	3.18	78.69
	9	50	COUNTRY INS & FIN SERV GRP	49,378	49,437	45.44	45.18	3.16	81.85
	10	280	AUTO OWNERS GRP	35,207	35,023	34.73	33.95	2.25	84.11
			STATE TOTAL	1,562,262	1,518,818	46.02	46.70	100.00	100.00
Alaska	1	176	STATE FARM GRP	49,700	48,437	38.55	38.20	32.86	32.86
	2	8	ALLSTATE INS GRP	37,233	37,337	44.31	46.20	24.62	57.48
	3	200	UNITED SERV AUTOMOBILE ASSN GRP	22,445	20,665	56.57	56.80	14.84	72.32
	4	50	COUNTRY INS & FIN SERV GRP	12,025	11,585	47.68	47.86	7.95	80.27
	5	111	LIBERTY MUT GRP	11,274	11,235	56.11	59.05	7.45	87.72
	6	309	WESTERN NATL MUT GRP	8,097	8,105	40.30	43.68	5.35	93.08
	7	300	HORACE MANN GRP	3,769	3,854	20.17	19.87	2.49	95.57
	8	69	FARMERS INS GRP	2,502	2,504	39.58	41.71	1.65	97.22
	9	91	HARTFORD FIRE & CAS GRP	1,691	1,725	- 3.02	- 12.89	1.12	98.34
	10	761	ALLIANZ INS GRP	488	514	36.15	36.07	0.32	98.67
			STATE TOTAL	151,242	147,831	43.47	44.22	100.00	100.00
Arizona	1	176	STATE FARM GRP	279,504	272,078	50.12	52.17	20.58	20.58
	2	69	FARMERS INS GRP	198,503	192,669	48.22	50.17	14.62	35.20
	3	8	ALLSTATE INS GRP	145,553	143,778	51.55	52.92	10.72	45.92
	4	473	AMERICAN FAMILY INS GRP	101,875	99,597	49.12	50.87	7.50	53.42
	5	200	UNITED SERV AUTOMOBILE ASSN GRP	99,272	95,485	59.22	60.07	7.31	60.73
	6	111	LIBERTY MUT GRP	85,661	76,815	56.09	58.61	6.31	67.04
	7	91	HARTFORD FIRE & CAS GRP	42,261	43,135	46.74	48.32	3.11	70.15
	8	3548	TRAVELERS GRP	40,265	40,074	49.26	50.75	2.96	73.11
	9	241	METROPOLITAN GRP	34,915	34,917	51.16	52.23	2.57	75.68
	10	1278	CSAA INS GRP	28,120	26,647	66.77	70.33	2.07	77.75
			STATE TOTAL	1,358,032	1,317,006	51.99	53.83	100.00	100.00
Arkansas	1	176	STATE FARM GRP	195,713	187,844	37.03	37.91	24.38	24.38
	2	13757	FARM BUREAU MUT INS CO OF AR INC	141,411	138,082	37.50	38.41	17.61	41.99
	3	8	ALLSTATE INS GRP	66,378	63,843	34.02	35.44	8.27	50.26
	4	69	FARMERS INS GRP	65,454	63,245	37.78	38.09	8.15	58.41
	5	123	SHELTER INS GRP	63,920	62,117	44.66	45.98	7.96	66.37
	6	200	UNITED SERV AUTOMOBILE ASSN GRP	32,776	29,912	52.58	53.03	4.08	70.45
	7	3548	TRAVELERS GRP	30,605	30,564	42.86	43.91	3.81	74.26
	8	140	NATIONWIDE CORP GRP	26,059	25,240	40.05	41.23	3.25	77.51
	9	111	LIBERTY MUT GRP	25,296	22,013	37.04	38.55	3.15	80.66
	10	241	METROPOLITAN GRP	14,989	14,427	41.24	42.55	1.87	82.53
			STATE TOTAL	802,904	775,203	40.36	41.30	100.00	100.00
California	1	176	STATE FARM GRP	1,487,506	1,536,607	42.66	44.14	21.06	21.06
	2	69	FARMERS INS GRP	1,146,424	1,156,197	48.74	50.01	16.23	37.29
	3	8	ALLSTATE INS GRP	604,475	617,968	36.22	39.42	8.56	45.84
	4	1278	CSAA INS GRP	452,487	457,165	38.20	39.95	6.41	52.25
	5	111	LIBERTY MUT GRP	405,157	397,641	43.82	45.92	5.74	57.99
	6	1318	AUTO CLUB ENTERPRISES INS GRP	378,453	370,870	62.89	65.47	5.36	63.34
	7	200	UNITED SERV AUTOMOBILE ASSN GRP	340,605	332,112	42.56	43.71	4.82	68.16
	8	140	NATIONWIDE CORP GRP	271,670	264,849	54.47	56.49	3.85	72.01
	9	660	MERCURY GEN GRP	252,688	248,670	54.64	58.98	3.58	75.59
	10	3548	TRAVELERS GRP	224,081	229,444	44.95	48.27	3.17	78.76
			STATE TOTAL	7,063,964	7,067,777	44.72	46.90	100.00	100.00

PROPERTY AND CASUALTY INSURANCE INDUSTRY
MARKET SHARE REPORT - TOTAL PREMIUM
BY GROUP
04 - HOMEOWNERS MULTIPLE PERIL

May 15, 2014

STATE	Rank	Group/ Company Code	Group/ Company Name	Direct Premiums Written (000)	Direct Premiums Earned (000)	Direct Loss to EP Ratio	Direct Loss & DCC to EP Ratio	Market Share %	Cumulative Market Share %
Colorado	1	176	STATE FARM GRP	379,516	365,769	72.17	72.45	22.09	22.09
	2	69	FARMERS INS GRP	220,638	215,952	72.72	71.99	12.84	34.93
	3	473	AMERICAN FAMILY INS GRP	176,888	170,731	68.43	69.02	10.29	45.22
	4	200	UNITED SERV AUTOMOBILE ASSN GRP	164,429	152,748	110.29	111.15	9.57	54.79
	5	8	ALLSTATE INS GRP	158,194	148,182	62.36	63.50	9.21	64.00
	6	111	LIBERTY MUT GRP	114,750	103,591	63.10	65.04	6.68	70.67
	7	3548	TRAVELERS GRP	77,382	77,354	65.17	66.21	4.50	75.18
	8	91	HARTFORD FIRE & CAS GRP	51,850	50,328	81.78	83.78	3.02	78.19
	9	38	CHUBB INC GRP	46,325	44,891	55.75	56.67	2.70	80.89
	10	140	NATIONWIDE CORP GRP	36,553	35,556	85.75	86.78	2.13	83.02
			STATE TOTAL	1,718,348	1,632,278	75.00	75.84	100.00	100.00
Connecticut	1	111	LIBERTY MUT GRP	164,993	156,640	34.94	36.74	12.61	12.61
	2	3548	TRAVELERS GRP	133,926	133,656	30.51	31.83	10.23	22.84
	3	38	CHUBB INC GRP	132,329	128,921	22.35	22.28	10.11	32.95
	4	8	ALLSTATE INS GRP	105,582	105,772	30.94	32.43	8.07	41.02
	5	200	UNITED SERV AUTOMOBILE ASSN GRP	63,668	61,519	18.81	19.12	4.86	45.88
	6	176	STATE FARM GRP	63,368	60,846	50.77	53.10	4.84	50.72
	7	140	NATIONWIDE CORP GRP	58,526	57,191	49.09	50.38	4.47	55.20
	8	28	AMICA MUT GRP	58,461	55,148	31.42	33.12	4.47	59.66
	9	91	HARTFORD FIRE & CAS GRP	57,402	56,542	30.01	31.13	4.39	64.05
	10	241	METROPOLITAN GRP	43,702	42,223	31.20	31.56	3.34	67.39
			STATE TOTAL	1,308,798	1,260,779	33.57	34.90	100.00	100.00
Delaware	1	176	STATE FARM GRP	57,765	56,711	41.79	44.39	26.48	26.48
	2	140	NATIONWIDE CORP GRP	32,665	32,106	45.24	46.90	14.97	41.45
	3	111	LIBERTY MUT GRP	22,128	21,187	46.53	48.13	10.14	51.59
	4	8	ALLSTATE INS GRP	14,507	13,859	27.22	27.95	6.65	58.24
	5	200	UNITED SERV AUTOMOBILE ASSN GRP	11,597	10,900	44.00	44.42	5.32	63.56
	6	3548	TRAVELERS GRP	10,760	10,570	34.89	35.89	4.93	68.49
	7	38	CHUBB INC GRP	7,165	6,904	25.06	25.50	3.28	71.78
	8	250	DONEGAL GRP	6,375	6,285	34.83	35.19	2.92	74.70
	9	91	HARTFORD FIRE & CAS GRP	6,213	6,109	35.23	35.49	2.85	77.55
	10	4774	CLOISTER MUT & WINDSOR MOUNT JOY GRP	4,571	4,410	14.74	13.93	2.10	79.64
			STATE TOTAL	218,163	211,991	38.18	39.63	100.00	100.00
District Of Columbia	1	176	STATE FARM GRP	32,388	32,294	43.87	43.59	22.93	22.93
	2	3548	TRAVELERS GRP	30,862	30,646	25.24	26.70	21.85	44.78
	3	38	CHUBB INC GRP	14,849	14,718	13.99	16.53	10.51	55.30
	4	8	ALLSTATE INS GRP	14,130	14,234	27.50	28.77	10.00	65.30
	5	200	UNITED SERV AUTOMOBILE ASSN GRP	13,438	13,000	35.57	36.19	9.51	74.82
	6	140	NATIONWIDE CORP GRP	6,475	6,488	48.95	49.94	4.58	79.40
	7	111	LIBERTY MUT GRP	6,345	5,939	26.39	28.14	4.49	83.89
	8	761	ALLIANZ INS GRP	4,549	4,629	28.93	29.89	3.22	87.11
	9	213	ERIE INS GRP	4,373	4,222	26.14	27.68	3.10	90.21
	10	91	HARTFORD FIRE & CAS GRP	3,685	3,701	20.50	21.18	2.61	92.82
			STATE TOTAL	141,236	139,288	31.80	33.02	100.00	100.00
Florida	1	10064	CITIZENS PROP INS CORP	1,272,336	1,445,424	26.85	34.92	14.51	14.51
	2	4663	UNIVERSAL INS HOLDING GRP	695,951	707,462	20.29	22.49	7.94	22.45
	3	176	STATE FARM GRP	646,851	696,037	19.58	21.98	7.38	29.83
	4	3484	TOWER HILL INS GRP	607,700	575,471	28.02	30.67	6.93	36.76
	5	200	UNITED SERV AUTOMOBILE ASSN GRP	427,704	410,868	21.59	22.30	4.88	41.64
	6	4792	HCI GRP INC	311,550	271,635	16.79	17.75	3.55	45.19
	7	4769	FLORIDA PENINSULA HOLDINGS GRP	310,353	281,285	21.73	25.38	3.54	48.73
	8	10969	UNITED PROP & CAS INS CO	263,178	237,134	27.10	28.21	3.00	51.73
	9	11844	ST JOHNS INS CO INC	255,852	255,366	24.01	26.11	2.92	54.65
	10	1344	ARX HOLDING CORP GRP	249,888	251,012	21.20	23.25	2.85	57.50
			STATE TOTAL	8,767,373	8,568,668	23.73	26.92	100.00	100.00

PROPERTY AND CASUALTY INSURANCE INDUSTRY
MARKET SHARE REPORT - TOTAL PREMIUM
BY GROUP
04 - HOMEOWNERS MULTIPLE PERIL

May 15, 2014

STATE	Rank	Group/ Company Code	Group/ Company Name	Direct Premiums Written (000)	Direct Premiums Earned (000)	Direct Loss to EP Ratio	Direct Loss & DCC to EP Ratio	Market Share %	Cumulative Market Share %
Georgia	1	176	STATE FARM GRP	713,983	692,666	71.24	72.09	28.29	28.29
	2	8	ALLSTATE INS GRP	365,386	355,149	59.07	60.56	14.48	42.77
	3	200	UNITED SERV AUTOMOBILE ASSN GRP	194,505	178,698	84.77	85.23	7.71	50.47
	4	3548	TRAVELERS GRP	171,741	170,255	48.86	49.89	6.80	57.28
	5	111	LIBERTY MUT GRP	158,889	150,230	76.67	78.12	6.30	63.57
	6	561	GEORGIA FARM BUREAU GRP	135,439	133,534	64.95	66.18	5.37	68.94
	7	140	NATIONWIDE CORP GRP	91,353	87,384	74.08	75.44	3.62	72.56
	8	280	AUTO OWNERS GRP	89,242	85,080	75.67	77.90	3.54	76.10
	9	50	COUNTRY INS & FIN SERV GRP	86,004	83,392	56.26	56.73	3.41	79.50
	10	69	FARMERS INS GRP	43,093	42,490	57.14	58.25	1.71	81.21
			STATE TOTAL	2,523,811	2,430,563	67.40	68.48	100.00	100.00
Hawaii	1	176	STATE FARM GRP	111,847	110,722	25.68	25.99	32.58	32.58
	2	4051	OCEAN HARBOR GRP	76,509	77,228	6.02	5.92	22.28	54.86
	3	200	UNITED SERV AUTOMOBILE ASSN GRP	29,651	29,797	20.25	20.83	8.64	63.50
	4	3098	TOKIO MARINE HOLDINGS INC GRP	26,487	25,757	57.12	61.78	7.71	71.21
	5	8	ALLSTATE INS GRP	20,358	20,347	65.81	68.55	5.93	77.14
	6	106	ISLAND INS CO GRP	13,116	12,965	39.42	42.48	3.82	80.96
	7	4672	DONGBU INS GRP	12,866	11,391	25.13	29.48	3.75	84.71
	8	12	AMERICAN INTL GRP	9,655	9,483	22.71	23.84	2.81	87.52
	9	783	RLI INS GRP	9,227	9,284	22.03	22.94	2.69	90.21
	10	111	LIBERTY MUT GRP	8,721	8,551	61.94	63.90	2.54	92.75
			STATE TOTAL	343,324	340,704	27.57	28.86	100.00	100.00
Idaho	1	176	STATE FARM GRP	47,710	46,975	50.61	49.62	16.71	16.71
	2	69	FARMERS INS GRP	37,838	38,125	36.52	37.04	13.25	29.97
	3	111	LIBERTY MUT GRP	32,005	30,309	52.57	54.22	11.21	41.18
	4	8	ALLSTATE INS GRP	28,125	27,938	46.95	48.23	9.85	51.03
	5	842	FARM BUREAU GRP	25,333	23,745	66.18	67.81	8.87	59.90
	6	200	UNITED SERV AUTOMOBILE ASSN GRP	14,827	14,188	42.04	42.30	5.19	65.09
	7	2878	UNITED HERITAGE MUT GRP	13,788	13,118	60.30	60.90	4.83	69.92
	8	3548	TRAVELERS GRP	9,699	9,616	53.71	55.73	3.40	73.32
	9	473	AMERICAN FAMILY INS GRP	9,662	9,602	39.66	41.08	3.38	76.71
	10	140	NATIONWIDE CORP GRP	7,579	7,371	67.29	68.32	2.65	79.36
			STATE TOTAL	285,492	278,255	53.04	53.91	100.00	100.00
Illinois	1	176	STATE FARM GRP	1,058,618	1,022,974	75.41	76.34	33.31	33.31
	2	8	ALLSTATE INS GRP	407,356	406,337	60.41	62.00	12.82	46.12
	3	50	COUNTRY INS & FIN SERV GRP	282,169	272,843	55.78	55.79	8.88	55.00
	4	69	FARMERS INS GRP	183,011	179,581	64.21	64.97	5.76	60.76
	5	473	AMERICAN FAMILY INS GRP	162,775	160,797	74.93	75.62	5.12	65.88
	6	111	LIBERTY MUT GRP	152,126	141,926	69.03	71.11	4.79	70.66
	7	3548	TRAVELERS GRP	94,111	98,230	52.87	54.40	2.96	73.63
	8	241	METROPOLITAN GRP	91,857	90,906	65.45	66.75	2.89	76.52
	9	200	UNITED SERV AUTOMOBILE ASSN GRP	81,045	76,735	60.71	61.44	2.55	79.07
	10	38	CHUBB INC GRP	57,754	56,334	47.79	48.71	1.82	80.88
			STATE TOTAL	3,178,473	3,093,005	70.50	71.76	100.00	100.00
Indiana	1	176	STATE FARM GRP	465,415	452,328	57.48	58.38	27.54	27.54
	2	542	INDIANA FARM BUREAU GRP	148,756	144,842	50.48	50.78	8.80	36.35
	3	8	ALLSTATE INS GRP	123,556	120,683	48.52	49.88	7.31	43.66
	4	111	LIBERTY MUT GRP	107,777	100,533	55.56	57.14	6.38	50.04
	5	473	AMERICAN FAMILY INS GRP	91,892	88,762	56.19	56.84	5.44	55.48
	6	213	ERIE INS GRP	75,375	68,822	85.13	86.57	4.46	59.94
	7	280	AUTO OWNERS GRP	68,946	67,035	48.09	48.43	4.08	64.02
	8	69	FARMERS INS GRP	49,737	49,355	62.60	63.49	2.94	66.96
	9	200	UNITED SERV AUTOMOBILE ASSN GRP	42,164	39,603	78.07	78.46	2.50	69.46
	10	22624	INDIANA FARMERS MUT INS CO	42,139	39,968	65.80	66.95	2.49	71.95
			STATE TOTAL	1,689,748	1,635,662	60.46	61.39	100.00	100.00

PROPERTY AND CASUALTY INSURANCE INDUSTRY
MARKET SHARE REPORT - TOTAL PREMIUM
BY GROUP
04 - HOMEOWNERS MULTIPLE PERIL

May 15, 2014

STATE	Rank	Group/ Company Code	Group/ Company Name	Direct Premiums Written (000)	Direct Premiums Earned (000)	Direct Loss to EP Ratio	Direct Loss & DCC to EP Ratio	Market Share %	Cumulative Market Share %
Iowa	1	176	STATE FARM GRP	180,070	173,263	44.12	44.80	26.94	26.94
	2	140	NATIONWIDE CORP GRP	105,358	104,361	56.69	57.65	15.76	42.70
	3	513	IOWA FARM BUREAU GRP	55,681	52,778	45.71	46.43	8.33	51.03
	4	473	AMERICAN FAMILY INS GRP	53,640	50,499	40.24	40.70	8.02	59.06
	5	280	AUTO OWNERS GRP	23,652	23,193	68.32	70.61	3.54	62.59
	6	3991	IMT MUT HOLDING GRP	21,109	19,581	41.08	41.71	3.16	65.75
	7	69	FARMERS INS GRP	19,089	18,560	31.37	33.08	2.86	68.61
	8	8	ALLSTATE INS GRP	17,784	17,156	34.22	34.38	2.66	71.27
	9	15350	WEST BEND MUT INS CO	16,550	15,363	57.48	57.50	2.48	73.74
	10	153	PEKIN INS GRP	15,431	15,275	57.74	57.82	2.31	76.05
			**STATE TOTAL **	668,441	643,969	47.73	48.43	100.00	100.00
Kansas	1	176	STATE FARM GRP	225,908	217,585	59.51	59.91	22.96	22.96
	2	473	AMERICAN FAMILY INS GRP	147,691	140,610	54.58	54.82	15.01	37.97
	3	69	FARMERS INS GRP	97,136	94,557	47.38	47.67	9.87	47.84
	4	513	IOWA FARM BUREAU GRP	86,746	83,275	50.95	51.49	8.82	56.66
	5	111	LIBERTY MUT GRP	52,278	47,477	56.23	57.42	5.31	61.97
	6	3548	TRAVELERS GRP	43,842	44,274	40.91	41.31	4.46	66.43
	7	8	ALLSTATE INS GRP	43,478	40,939	48.35	49.61	4.42	70.85
	8	200	UNITED SERV AUTOMOBILE ASSN GRP	42,842	39,480	46.35	46.59	4.35	75.20
	9	140	NATIONWIDE CORP GRP	42,349	39,144	61.75	62.41	4.30	79.51
	10	123	SHELTER INS GRP	26,227	25,973	55.67	56.80	2.67	82.17
			**STATE TOTAL **	983,897	940,367	55.07	55.69	100.00	100.00
Kentucky	1	176	STATE FARM GRP	247,471	234,273	39.56	40.44	24.60	24.60
	2	109	KENTUCKY FARM BUREAU GRP	230,318	230,770	31.52	32.28	22.90	47.50
	3	111	LIBERTY MUT GRP	98,721	91,212	36.77	38.39	9.81	57.31
	4	8	ALLSTATE INS GRP	70,197	67,782	33.00	34.20	6.98	64.29
	5	200	UNITED SERV AUTOMOBILE ASSN GRP	38,979	35,081	56.33	57.17	3.87	68.17
	6	175	STATE AUTO MUT GRP	31,111	31,911	34.86	35.44	3.09	71.26
	7	280	AUTO OWNERS GRP	28,772	28,585	26.51	26.30	2.86	74.12
	8	3548	TRAVELERS GRP	27,791	29,324	20.16	21.20	2.76	76.88
	9	140	NATIONWIDE CORP GRP	26,992	26,725	33.90	34.91	2.76	79.56
	10	244	CINCINNATI FIN GRP	24,669	23,466	42.33	44.67	2.45	82.02
			**STATE TOTAL **	1,005,913	974,264	37.94	38.90	100.00	100.00
Louisiana	1	176	STATE FARM GRP	495,232	489,195	49.81	50.66	28.28	28.28
	2	8	ALLSTATE INS GRP	227,751	218,867	31.62	32.56	13.00	41.28
	3	111	LIBERTY MUT GRP	124,987	119,831	28.36	29.62	7.14	48.42
	4	14427	LOUISIANA FARM BUREAU MUT INS CO	94,800	94,930	25.30	26.13	5.41	53.83
	5	1344	ARX HOLDING CORP GRP	87,609	83,645	33.67	34.24	5.00	58.83
	6	200	UNITED SERV AUTOMOBILE ASSN GRP	80,654	75,362	29.84	30.49	4.61	63.44
	7	13207	LIGHTHOUSE PROP INS CORP	46,197	46,139	62.42	62.61	2.64	66.07
	8		LOUISIANA CITIZENS PROPERTY INS.	40,246	44,630	19.44	23.53	2.30	68.37
	9	69	FARMERS INS GRP	40,014	54,143	47.89	47.93	2.28	70.66
	10	10136	SOUTHERN FIDELITY INS CO INC	29,910	30,991	60.47	60.47	1.71	72.36
			**STATE TOTAL **	1,751,444	1,714,854	36.27	37.35	100.00	100.00
Maine	1	111	LIBERTY MUT GRP	42,876	41,330	45.85	47.43	11.68	11.68
	2	176	STATE FARM GRP	40,769	39,476	47.66	48.92	11.11	22.79
	3	8	ALLSTATE INS GRP	25,816	25,460	43.90	45.00	7.03	29.82
	4	45	CONCORD GRP	22,460	21,718	46.94	49.12	6.12	35.94
	5	15997	MMG INS CO	19,948	19,816	50.03	50.61	5.43	41.37
	6	3703	TOWER GRP	17,289	17,203	46.02	48.02	4.71	46.08
	7	200	UNITED SERV AUTOMOBILE ASSN GRP	17,170	16,476	38.24	37.98	4.68	50.76
	8	88	THE HANOVER INS GRP	16,690	16,615	29.55	30.64	4.55	55.30
	9	3548	TRAVELERS GRP	16,473	16,354	28.85	30.20	4.49	59.79
	10	1275	QUINCY MUT GRP	16,207	15,739	56.20	56.25	4.42	64.21
			**STATE TOTAL **	367,093	357,687	43.80	44.96	100.00	100.00

PROPERTY AND CASUALTY INSURANCE INDUSTRY
MARKET SHARE REPORT - TOTAL PREMIUM
BY GROUP
04 - HOMEOWNERS MULTIPLE PERIL

May 15, 2014

STATE	Rank	Group/ Company Code	Group/ Company Name	Direct Premiums Written (000)	Direct Premiums Earned (000)	Direct Loss to EP Ratio	Direct Loss & DCC to EP Ratio	Market Share %	Cumulative Market Share %
Maryland	1	176	STATE FARM GRP	291,617	284,287	46.48	47.35	19.65	19.65
	2	8	ALLSTATE INS GRP	206,364	204,273	39.91	41.94	13.91	33.56
	3	3548	TRAVELERS GRP	174,377	174,220	31.33	32.46	11.75	45.31
	4	213	ERIE INS GRP	144,689	134,759	46.68	48.60	9.75	55.06
	5	200	UNITED SERV AUTOMOBILE ASSN GRP	134,688	124,540	44.10	44.35	9.08	64.14
	6	140	NATIONWIDE CORP GRP	128,186	126,070	39.48	40.03	8.64	72.77
	7	111	LIBERTY MUT GRP	117,981	109,098	44.12	44.96	7.95	80.73
	8	38	CHUBB INC GRP	27,224	26,499	22.85	24.94	1.83	82.56
	9	473	AMERICAN FAMILY INS GRP	24,509	22,059	53.94	54.29	1.65	84.21
	10	91	HARTFORD FIRE & CAS GRP	20,260	20,041	35.98	38.14	1.37	85.58
			**STATE TOTAL **	1,483,926	1,434,052	41.10	42.24	100.00	100.00
Massachusetts	1	411	MAPFRE INS GRP	251,132	243,337	38.44	39.72	12.67	12.67
	2	111	LIBERTY MUT GRP	215,301	206,870	29.41	30.86	10.86	23.53
	3	586	ARBELLA INS GRP	144,327	139,718	39.34	40.90	7.28	30.81
	4	188	SAFETY GRP	134,277	128,347	39.11	39.78	6.77	37.59
	5	38	CHUBB INC GRP	121,863	120,143	21.15	21.88	6.15	43.73
	6	22	ANDOVER GRP	115,747	113,632	36.97	38.56	5.84	49.57
	7	3548	TRAVELERS GRP	102,888	104,762	28.68	31.18	5.19	54.76
	8	28	AMICA MUT GRP	70,941	67,175	33.78	35.37	3.58	58.34
	9	234	VERMONT MUT GRP	70,145	67,848	42.01	42.35	3.54	61.88
	10	200	UNITED SERV AUTOMOBILE ASSN GRP	67,673	64,888	29.00	29.89	3.41	65.30
			**STATE TOTAL **	1,982,175	1,929,464	34.54	35.90	100.00	100.00
Michigan	1	176	STATE FARM GRP	457,226	446,817	51.37	52.30	18.56	18.56
	2	280	AUTO OWNERS GRP	352,304	347,488	61.46	63.64	14.30	32.87
	3	55	AUTOMOBILE CLUB MI GRP	330,500	325,218	53.15	53.01	13.42	46.29
	4	8	ALLSTATE INS GRP	233,297	224,288	44.65	46.47	9.47	55.76
	5	88	THE HANOVER INS GRP	209,985	217,202	48.05	48.41	8.53	64.28
	6	67	MICHIGAN FARM BUREAU GRP	124,838	118,281	71.54	73.64	5.07	69.35
	7	111	LIBERTY MUT GRP	105,386	96,888	49.92	51.55	4.28	73.63
	8	69	FARMERS INS GRP	100,003	99,834	57.18	57.33	4.06	77.69
	9	1309	FRANKENMUTH GRP	80,554	80,361	53.64	54.25	3.27	80.96
	10	18309	PIONEER STATE MUT INS CO	54,856	53,476	64.04	65.09	2.23	83.19
			**STATE TOTAL **	2,462,970	2,408,135	54.90	55.99	100.00	100.00
Minnesota	1	176	STATE FARM GRP	483,946	466,033	60.42	60.95	26.39	26.39
	2	473	AMERICAN FAMILY INS GRP	250,809	244,417	61.20	61.45	13.68	40.07
	3	69	FARMERS INS GRP	162,175	158,189	59.94	60.60	8.84	48.91
	4	280	AUTO OWNERS GRP	99,926	97,601	64.02	65.45	5.45	54.36
	5	8	ALLSTATE INS GRP	97,012	93,439	57.21	58.28	5.29	59.65
	6	111	LIBERTY MUT GRP	88,276	80,739	69.41	70.87	4.81	64.46
	7	200	UNITED SERV AUTOMOBILE ASSN GRP	57,445	52,959	62.89	63.27	3.13	67.60
	8	3548	TRAVELERS GRP	55,455	57,623	49.77	50.64	3.02	70.62
	9	140	NATIONWIDE CORP GRP	49,881	48,100	67.91	68.86	2.72	73.34
	10	55	AUTOMOBILE CLUB MI GRP	45,762	45,478	55.99	56.12	2.50	75.83
			**STATE TOTAL **	1,833,837	1,768,853	61.63	62.36	100.00	100.00
Mississippi	1	176	STATE FARM GRP	242,370	236,472	80.09	80.25	27.22	27.22
	2	483	SOUTHERN FARM BUREAU CAS GRP	155,570	150,734	67.43	67.68	17.47	44.69
	3	8	ALLSTATE INS GRP	97,053	94,645	69.19	70.63	10.90	55.59
	4	140	NATIONWIDE CORP GRP	73,562	72,006	91.97	93.63	8.26	63.86
	5	111	LIBERTY MUT GRP	50,224	45,722	88.70	91.09	5.64	69.50
	6	69	FARMERS INS GRP	38,744	42,844	77.59	78.13	4.35	73.85
	7	200	UNITED SERV AUTOMOBILE ASSN GRP	33,321	30,934	68.79	71.19	3.74	77.59
	8	5	ALFA INS GRP	24,406	24,541	108.38	108.65	2.74	80.33
	9	3548	TRAVELERS GRP	23,475	22,959	90.09	91.57	2.64	82.97
	10	241	METROPOLITAN GRP	23,365	22,571	95.16	95.79	2.62	85.59
			**STATE TOTAL **	890,363	868,340	79.21	80.10	100.00	100.00

PROPERTY AND CASUALTY INSURANCE INDUSTRY
MARKET SHARE REPORT - TOTAL PREMIUM
BY GROUP
04 - HOMEOWNERS MULTIPLE PERIL

May 15, 2014

STATE	Rank	Group/ Company Code	Group/ Company Name	Direct Premiums Written (000)	Direct Premiums Earned (000)	Direct Loss to EP Ratio	Direct Loss & DCC to EP Ratio	Market Share %	Cumulative Market Share %
Missouri	1	176	STATE FARM GRP	447,607	440,316	41.06	41.61	25.65	25.65
	2	473	AMERICAN FAMILY INS GRP	274,851	269,620	33.22	33.30	15.75	41.41
	3	69	FARMERS INS GRP	139,023	135,919	34.64	34.83	7.97	49.37
	4	111	LIBERTY MUT GRP	133,859	120,657	50.78	52.59	7.67	57.05
	5	123	SHELTER INS GRP	98,276	98,631	38.65	39.30	5.63	62.68
	6	1318	AUTO CLUB ENTERPRISES INS GRP	84,423	79,869	48.75	49.20	4.84	67.52
	7	140	NATIONWIDE CORP GRP	69,214	65,366	50.50	51.64	3.97	71.48
	8	8	ALLSTATE INS GRP	67,538	66,271	33.55	34.62	3.87	75.35
	9	200	UNITED SERV AUTOMOBILE ASSN GRP	65,021	60,906	50.32	50.81	3.73	79.08
	10	3548	TRAVELERS GRP	57,043	62,334	44.47	45.50	3.27	82.35
			STATE TOTAL	1,744,794	1,698,819	42.63	43.23	100.00	100.00
Montana	1	176	STATE FARM GRP	63,574	61,000	54.16	53.72	24.86	24.86
	2	111	LIBERTY MUT GRP	37,740	34,888	56.58	58.46	14.76	39.62
	3	69	FARMERS INS GRP	34,999	34,185	63.48	64.03	13.69	53.31
	4	4683	MOUNTAIN WEST FARM GRP	19,414	18,456	152.08	157.20	7.59	60.90
	5	3548	TRAVELERS GRP	14,930	15,666	48.81	50.10	5.84	66.74
	6	200	UNITED SERV AUTOMOBILE ASSN GRP	11,763	11,247	69.34	69.57	4.60	71.34
	7	8	ALLSTATE INS GRP	10,363	10,024	42.99	44.35	4.05	75.39
	8	91	HARTFORD FIRE & CAS GRP	10,141	9,635	58.99	60.93	3.97	79.36
	9	28436	FARMERS UNION MUT INS CO	6,272	5,863	74.04	78.02	2.45	81.81
	10	38	CHUBB INC GRP	6,017	5,918	18.96	22.77	2.35	84.16
			STATE TOTAL	255,709	245,593	67.03	68.42	100.00	100.00
Nebraska	1	176	STATE FARM GRP	146,666	142,692	136.71	136.84	26.54	26.54
	2	13889	FARMERS MUT INS CO OF NE	67,439	63,530	58.72	59.21	12.20	38.74
	3	473	AMERICAN FAMILY INS GRP	51,605	49,607	139.65	139.75	9.34	48.07
	4	513	IOWA FARM BUREAU GRP	46,183	42,988	151.53	152.15	8.36	56.43
	5	140	NATIONWIDE CORP GRP	41,042	38,031	144.20	145.38	7.43	63.85
	6	69	FARMERS INS GRP	33,389	33,553	144.83	145.33	6.04	69.89
	7	8	ALLSTATE INS GRP	25,351	23,998	189.40	190.21	4.59	74.48
	8	200	UNITED SERV AUTOMOBILE ASSN GRP	23,092	20,873	166.64	166.23	4.18	78.66
	9	3548	TRAVELERS GRP	16,459	16,656	126.78	127.62	2.98	81.64
	10	111	LIBERTY MUT GRP	14,203	12,000	164.22	165.93	2.57	84.21
			STATE TOTAL	552,724	527,202	133.11	133.65	100.00	100.00
Nevada	1	176	STATE FARM GRP	98,839	97,177	46.29	47.31	20.66	20.66
	2	69	FARMERS INS GRP	75,114	74,863	43.00	44.68	15.70	36.36
	3	8	ALLSTATE INS GRP	57,558	57,918	47.32	48.91	12.03	48.39
	4	1278	CSAA INS GRP	29,227	29,211	52.75	55.13	6.11	54.50
	5	111	LIBERTY MUT GRP	28,756	26,352	57.09	59.32	6.01	60.51
	6	200	UNITED SERV AUTOMOBILE ASSN GRP	28,587	27,901	45.26	45.22	5.97	66.48
	7	473	AMERICAN FAMILY INS GRP	24,968	24,761	52.21	53.76	5.22	71.70
	8	3548	TRAVELERS GRP	18,223	18,238	32.12	32.90	3.81	75.51
	9	91	HARTFORD FIRE & CAS GRP	17,191	17,462	54.58	56.38	3.59	79.10
	10	50	COUNTRY INS & FIN SERV GRP	10,943	10,684	36.43	36.84	2.29	81.39
			STATE TOTAL	478,455	471,801	48.09	49.77	100.00	100.00
New Hampshire	1	111	LIBERTY MUT GRP	54,144	52,883	30.50	31.57	14.94	14.94
	2	176	STATE FARM GRP	37,597	37,479	39.23	39.51	10.38	25.32
	3	8	ALLSTATE INS GRP	29,482	28,802	39.89	41.42	8.14	33.45
	4	200	UNITED SERV AUTOMOBILE ASSN GRP	21,325	20,648	33.72	34.98	5.89	39.34
	5	45	CONCORD GRP	20,174	19,699	55.37	56.00	5.57	44.91
	6	88	THE HANOVER INS GRP	15,232	15,150	57.73	60.80	4.20	49.11
	7	3548	TRAVELERS GRP	15,113	15,139	13.62	14.21	4.17	53.28
	8	28	AMICA MUT GRP	14,839	14,474	37.38	39.68	4.10	57.38
	9	234	VERMONT MUT GRP	14,435	14,021	42.48	42.56	3.98	61.36
	10	241	METROPOLITAN GRP	13,548	13,053	48.38	48.80	3.74	65.10
			STATE TOTAL	362,358	355,398	40.06	41.08	100.00	100.00

PROPERTY AND CASUALTY INSURANCE INDUSTRY
MARKET SHARE REPORT - TOTAL PREMIUM
BY GROUP
04 - HOMEOWNERS MULTIPLE PERIL

May 15, 2014

STATE	Rank	Group/ Company Code	Group/ Company Name	Direct Premiums Written (000)	Direct Premiums Earned (000)	Direct Loss to EP Ratio	Direct Loss & DCC to EP Ratio	Market Share %	Cumulative Market Share %
New Jersey	1	176	STATE FARM GRP	300,058	294,037	- 7.97	- 7.28	12.55	12.55
	2	111	LIBERTY MUT GRP	213,231	200,569	27.89	29.07	8.92	21.46
	3	8	ALLSTATE INS GRP	212,039	209,419	31.24	35.55	8.87	30.33
	4	708	NEW JERSEY MANUFACTURERS GRP	193,253	188,274	53.75	56.72	8.08	38.41
	5	38	CHUBB INC GRP	164,968	160,255	4.70	5.19	6.90	45.30
	6	1227	PALISADES GRP	127,640	127,690	42.26	41.55	5.34	50.64
	7	3548	TRAVELERS GRP	125,238	125,083	22.38	23.92	5.24	55.88
	8	473	AMERICAN FAMILY INS GRP	89,461	81,693	44.07	44.69	3.74	59.62
	9	200	UNITED SERV AUTOMOBILE ASSN GRP	88,624	86,094	34.92	36.63	3.71	63.32
	10	762	FRANKLIN MUT GRP	74,476	73,532	37.11	37.76	3.11	66.44
			**STATE TOTAL **	2,391,724	2,308,569	29.33	31.26	100.00	100.00
New Mexico	1	176	STATE FARM GRP	96,519	94,646	50.29	51.42	21.42	21.42
	2	69	FARMERS INS GRP	92,325	89,080	33.17	33.79	20.49	41.92
	3	8	ALLSTATE INS GRP	49,547	49,929	46.22	47.75	11.00	52.91
	4	200	UNITED SERV AUTOMOBILE ASSN GRP	37,926	36,475	71.49	72.04	8.42	61.33
	5	111	LIBERTY MUT GRP	36,356	33,111	48.56	50.41	8.07	69.40
	6	91	HARTFORD FIRE & CAS GRP	23,982	23,932	65.16	69.39	5.32	74.72
	7	3548	TRAVELERS GRP	19,276	19,310	41.09	41.74	4.28	79.00
	8	513	IOWA FARM BUREAU GRP	14,509	13,608	55.18	55.88	3.22	82.22
	9	38	CHUBB INC GRP	10,326	10,270	87.39	89.20	2.29	84.51
	10	241	METROPOLITAN GRP	9,830	10,307	49.15	49.83	2.18	86.70
			**STATE TOTAL **	450,539	436,909	50.81	52.04	100.00	100.00
New York	1	176	STATE FARM GRP	725,851	717,788	41.34	43.61	14.74	14.74
	2	8	ALLSTATE INS GRP	716,597	704,063	29.57	30.85	14.55	29.29
	3	3548	TRAVELERS GRP	512,999	509,924	28.71	30.36	10.42	39.70
	4	38	CHUBB INC GRP	440,142	430,952	50.49	51.01	8.94	48.64
	5	111	LIBERTY MUT GRP	410,433	399,895	24.69	25.68	8.33	56.98
	6	3703	TOWER GRP	188,041	183,351	32.74	34.02	3.82	60.79
	7	2518	NYCM INS GRP	165,270	163,294	36.93	38.21	3.36	64.15
	8	140	NATIONWIDE CORP GRP	152,074	151,875	31.98	33.70	3.09	67.24
	9	241	METROPOLITAN GRP	134,875	133,877	34.21	34.89	2.74	69.98
	10	12	AMERICAN INTL GRP	121,711	115,812	40.79	44.70	2.47	72.45
			**STATE TOTAL **	4,925,004	4,819,911	35.20	36.96	100.00	100.00
North Carolina	1	176	STATE FARM GRP	424,723	406,582	42.74	43.32	19.48	19.48
	2	140	NATIONWIDE CORP GRP	290,629	285,381	43.83	44.74	13.33	32.81
	3	324	NORTH CAROLINA FARM BUREAU GRP	279,252	272,904	48.83	49.14	12.81	45.62
	4	8	ALLSTATE INS GRP	162,582	156,162	35.06	35.80	7.46	53.07
	5	200	UNITED SERV AUTOMOBILE ASSN GRP	140,992	128,753	50.98	51.39	6.47	59.54
	6	213	ERIE INS GRP	111,536	103,761	53.46	55.72	5.12	64.66
	7	111	LIBERTY MUT GRP	103,266	104,834	44.81	45.73	4.74	69.39
	8	3548	TRAVELERS GRP	73,748	76,200	35.60	35.17	3.38	72.78
	9	280	AUTO OWNERS GRP	61,770	63,412	40.62	41.77	2.83	75.61
	10	69	FARMERS INS GRP	50,004	48,099	29.60	29.94	2.29	77.90
			**STATE TOTAL **	2,180,304	2,096,943	44.62	45.54	100.00	100.00
North Dakota	1	176	STATE FARM GRP	32,435	31,113	34.09	34.63	18.58	18.58
	2	473	AMERICAN FAMILY INS GRP	22,156	22,067	40.68	40.49	12.69	31.27
	3	32670	FARMERS UNION MUT INS CO	15,420	14,723	61.60	61.82	8.83	40.10
	4	280	AUTO OWNERS GRP	13,879	13,599	66.40	68.89	7.95	48.06
	5	3500	NODAK MUT GRP	13,517	13,200	61.54	62.33	7.74	55.80
	6	69	FARMERS INS GRP	10,653	10,136	24.98	25.20	6.10	61.90
	7	698	NORTH STAR CO GRP	9,655	9,204	50.21	50.76	5.53	67.43
	8	50	COUNTRY INS & FIN SERV GRP	5,325	5,050	49.12	50.57	3.05	70.48
	9	200	UNITED SERV AUTOMOBILE ASSN GRP	4,914	4,498	54.76	54.90	2.81	73.30
	10	175	STATE AUTO MUT GRP	4,842	4,736	61.24	62.63	2.77	76.07
			**STATE TOTAL **	174,569	167,281	48.95	49.62	100.00	100.00

PROPERTY AND CASUALTY INSURANCE INDUSTRY
MARKET SHARE REPORT - TOTAL PREMIUM
BY GROUP
04 - HOMEOWNERS MULTIPLE PERIL

May 15, 2014

STATE	Rank	Group/ Company Code	Group/ Company Name	Direct Premiums Written (000)	Direct Premiums Earned (000)	Direct Loss to EP Ratio	Direct Loss & DCC to EP Ratio	Market Share %	Cumulative Market Share %
Ohio	1	176	STATE FARM GRP	564,350	560,263	51.92	52.59	22.03	22.03
	2	8	ALLSTATE INS GRP	268,865	260,339	46.88	48.38	10.50	32.53
	3	140	NATIONWIDE CORP GRP	221,434	215,844	49.90	51.11	8.65	41.18
	4	111	LIBERTY MUT GRP	184,169	171,114	55.89	57.42	7.19	48.37
	5	267	GRANGE MUT CAS GRP	139,133	133,384	47.48	48.12	5.43	53.80
	6	213	ERIE INS GRP	113,654	105,445	52.83	54.65	4.44	58.24
	7	244	CINCINNATI FIN GRP	111,732	107,446	48.44	49.63	4.36	62.60
	8	228	WESTFIELD GRP	101,531	98,101	47.06	46.83	3.96	66.57
	9	280	AUTO OWNERS GRP	79,111	77,044	45.19	45.97	3.09	69.65
	10	69	FARMERS INS GRP	78,270	78,678	54.59	55.41	3.06	72.71
			STATE TOTAL	2,561,189	2,491,598	50.15	51.13	100.00	100.00
Oklahoma	1	176	STATE FARM GRP	395,621	374,204	123.23	124.04	27.91	27.91
	2	69	FARMERS INS GRP	252,373	239,580	141.87	142.45	17.81	45.72
	3	111	LIBERTY MUT GRP	118,708	105,519	157.74	159.63	8.38	54.10
	4	200	UNITED SERV AUTOMOBILE ASSN GRP	88,300	82,451	168.16	168.56	6.23	60.33
	5	8	ALLSTATE INS GRP	88,096	83,988	101.45	102.41	6.22	66.54
	6	1278	CSAA INS GRP	52,355	45,471	195.85	202.31	3.69	70.24
	7	220	OKLAHOMA FARM BUREAU GRP	47,027	46,917	113.65	114.20	3.32	73.55
	8	123	SHELTER INS GRP	46,122	44,474	147.81	150.58	3.25	76.81
	9	3548	TRAVELERS GRP	33,655	33,757	108.89	110.61	2.37	79.18
	10	1321	AMERICAN FARMERS & RANCHERS GRP	28,996	27,826	96.87	98.39	2.05	81.23
			STATE TOTAL	1,417,307	1,343,101	131.41	132.62	100.00	100.00
Oregon	1	176	STATE FARM GRP	172,353	171,174	48.44	49.10	24.98	24.98
	2	69	FARMERS INS GRP	114,396	115,211	46.42	47.08	16.58	41.56
	3	111	LIBERTY MUT GRP	87,219	82,721	46.96	48.92	12.64	54.20
	4	8	ALLSTATE INS GRP	58,493	57,931	37.30	39.06	8.48	62.68
	5	200	UNITED SERV AUTOMOBILE ASSN GRP	37,503	35,699	40.23	40.47	5.44	68.11
	6	50	COUNTRY INS & FIN SERV GRP	32,481	32,174	40.93	40.61	4.71	72.82
	7	473	AMERICAN FAMILY INS GRP	31,477	30,741	43.51	43.87	4.56	77.38
	8	3548	TRAVELERS GRP	15,834	16,110	28.12	29.44	2.29	79.67
	9	140	NATIONWIDE CORP GRP	15,010	14,455	40.00	41.25	2.18	81.85
	10	91	HARTFORD FIRE & CAS GRP	13,791	13,828	42.27	44.67	2.00	83.85
			STATE TOTAL	690,006	679,543	44.83	45.84	100.00	100.00
Pennsylvania	1	176	STATE FARM GRP	573,456	551,334	30.72	32.37	18.78	18.78
	2	213	ERIE INS GRP	449,869	428,696	43.37	45.81	14.73	33.51
	3	8	ALLSTATE INS GRP	448,216	446,427	39.31	41.74	14.68	48.18
	4	140	NATIONWIDE CORP GRP	281,169	276,631	39.08	40.57	9.21	57.39
	5	111	LIBERTY MUT GRP	255,057	236,369	39.71	41.19	8.35	65.74
	6	3548	TRAVELERS GRP	233,393	239,202	30.10	31.37	7.64	73.38
	7	200	UNITED SERV AUTOMOBILE ASSN GRP	103,521	95,876	38.07	38.52	3.39	76.77
	8	38	CHUBB INC GRP	84,742	82,496	33.78	34.11	2.77	79.54
	9	250	DONEGAL GRP	59,295	56,503	35.74	38.33	1.94	81.48
	10	69	FARMERS INS GRP	53,327	48,301	50.65	53.10	1.75	83.23
			STATE TOTAL	3,054,206	2,953,843	38.13	39.83	100.00	100.00
Rhode Island	1	8	ALLSTATE INS GRP	50,274	50,550	28.68	29.42	14.72	14.72
	2	28	AMICA MUT GRP	48,677	45,360	36.67	37.81	14.26	28.98
	3	111	LIBERTY MUT GRP	32,184	31,358	37.82	39.41	9.43	38.40
	4	140	NATIONWIDE CORP GRP	26,423	26,912	43.32	44.58	7.74	46.14
	5	241	METROPOLITAN GRP	19,352	18,742	42.95	43.47	5.67	51.81
	6	200	UNITED SERV AUTOMOBILE ASSN GRP	18,142	17,309	29.92	30.35	5.31	57.12
	7	497	NBIC HOLDINGS GRP	17,144	17,252	37.83	40.79	5.02	62.14
	8	22	ANDOVER GRP	13,425	12,594	73.54	77.54	3.93	66.07
	9	38	CHUBB INC GRP	13,140	12,904	17.59	16.79	3.85	69.92
	10	10969	UNITED PROP & CAS INS CO	10,645	6,926	46.45	46.85	3.12	73.04
			STATE TOTAL	341,460	330,885	37.71	38.84	100.00	100.00

PROPERTY AND CASUALTY INSURANCE INDUSTRY
MARKET SHARE REPORT - TOTAL PREMIUM
BY GROUP
04 - HOMEOWNERS MULTIPLE PERIL

May 15, 2014

STATE	Rank	Group/ Company Code	Group/ Company Name	Direct Premiums Written (000)	Direct Premiums Earned (000)	Direct Loss to EP Ratio	Direct Loss & DCC to EP Ratio	Market Share %	Cumulative Market Share %
South Carolina	1	176	STATE FARM GRP	349,011	341,699	29.77	30.24	23.78	23.78
	2	8	ALLSTATE INS GRP	161,093	158,630	30.47	31.44	10.98	34.75
	3	200	UNITED SERV AUTOMOBILE ASSN GRP	107,726	101,331	31.46	31.67	7.34	42.09
	4	140	NATIONWIDE CORP GRP	90,965	91,805	44.33	45.68	6.20	48.29
	5	3548	TRAVELERS GRP	86,148	84,920	36.75	37.74	5.87	54.16
	6	533	SOUTH CAROLINA FARM BUREAU MUT GRP	70,208	72,966	41.74	42.67	4.78	58.94
	7	111	LIBERTY MUT GRP	68,389	64,667	39.69	40.90	4.66	63.60
	8	69	FARMERS INS GRP	48,701	48,060	39.78	40.16	3.32	66.92
	9	12	AMERICAN INTL GRP	41,394	40,873	18.88	20.46	2.82	69.74
	10	280	AUTO OWNERS GRP	41,187	39,987	49.10	50.28	2.81	72.55
			STATE TOTAL	1,467,760	1,425,458	32.10	32.90	100.00	100.00
South Dakota	1	176	STATE FARM GRP	38,795	36,957	95.24	95.50	20.67	20.67
	2	473	AMERICAN FAMILY INS GRP	23,345	22,211	118.23	118.23	12.44	33.11
	3	69	FARMERS INS GRP	14,510	14,519	83.24	84.35	7.73	40.84
	4	140	NATIONWIDE CORP GRP	12,693	11,571	88.44	89.32	6.76	47.61
	5	13889	FARMERS MUT INS CO OF NE	12,616	12,091	47.19	47.58	6.72	54.33
	6	205	DE SMET INS GRP	9,843	9,638	105.90	102.92	5.24	59.57
	7	513	IOWA FARM BUREAU GRP	8,407	7,550	183.95	184.33	4.48	64.05
	8	280	AUTO OWNERS GRP	7,322	7,157	92.00	92.66	3.90	67.96
	9	698	NORTH STAR CO GRP	6,991	6,565	55.05	55.13	3.73	71.68
	10	200	UNITED SERV AUTOMOBILE ASSN GRP	6,878	6,311	109.01	109.66	3.67	75.35
			STATE TOTAL	187,668	178,770	103.56	104.45	100.00	100.00
Tennessee	1	176	STATE FARM GRP	451,949	435,719	45.65	46.28	25.92	25.92
	2	694	TENNESSEE FARMERS GRP	337,047	326,071	55.24	56.17	19.33	45.24
	3	8	ALLSTATE INS GRP	141,744	141,111	31.72	32.53	8.13	53.37
	4	111	LIBERTY MUT GRP	117,992	107,524	47.98	49.57	6.77	60.14
	5	200	UNITED SERV AUTOMOBILE ASSN GRP	86,103	77,163	53.12	53.97	4.94	65.08
	6	3548	TRAVELERS GRP	85,176	88,046	39.05	39.89	4.88	69.96
	7	69	FARMERS INS GRP	68,643	65,083	47.74	48.14	3.94	73.90
	8	140	NATIONWIDE CORP GRP	68,452	65,374	44.55	45.87	3.93	77.82
	9	213	ERIE INS GRP	41,945	34,813	75.54	78.17	2.41	80.23
	10	280	AUTO OWNERS GRP	36,596	35,698	48.55	49.67	2.10	82.33
			STATE TOTAL	1,743,832	1,673,390	47.80	48.67	100.00	100.00
Texas	1	176	STATE FARM GRP	1,920,866	1,828,871	40.20	42.12	26.49	26.49
	2	69	FARMERS INS GRP	851,139	815,426	49.69	51.40	11.74	38.22
	3	8	ALLSTATE INS GRP	841,027	794,093	39.25	40.31	11.60	49.82
	4	200	UNITED SERV AUTOMOBILE ASSN GRP	625,471	586,935	49.41	50.38	8.62	58.44
	5	111	LIBERTY MUT GRP	566,059	510,589	43.67	45.26	7.81	66.25
	6	3548	TRAVELERS GRP	271,938	276,303	38.93	40.34	3.75	70.00
	7	140	NATIONWIDE CORP GRP	234,812	221,359	39.75	42.35	3.24	73.24
	8	809	TEXAS FARM BUREAU MUT GRP	204,699	192,126	85.65	86.08	2.82	76.06
	9	1344	ARX HOLDING CORP GRP	172,032	157,696	38.75	39.96	2.37	78.43
	10	38	CHUBB INC GRP	136,570	131,539	43.67	43.95	1.88	80.31
			STATE TOTAL	7,252,301	6,860,181	44.65	46.33	100.00	100.00
Utah	1	176	STATE FARM GRP	83,248	82,256	39.40	40.55	18.86	18.86
	2	69	FARMERS INS GRP	67,276	66,011	43.88	44.97	15.24	34.09
	3	8	ALLSTATE INS GRP	53,534	53,240	46.57	47.75	12.13	46.22
	4	13471	BEAR RIVER MUT INS CO	29,619	28,710	51.21	51.44	6.71	52.93
	5	473	AMERICAN FAMILY INS GRP	23,668	22,938	56.06	56.96	5.36	58.29
	6	200	UNITED SERV AUTOMOBILE ASSN GRP	22,564	21,258	45.03	47.04	5.11	63.40
	7	111	LIBERTY MUT GRP	20,820	19,075	61.41	63.38	4.72	68.11
	8	140	NATIONWIDE CORP GRP	18,610	18,491	70.42	72.14	4.22	72.33
	9	513	IOWA FARM BUREAU GRP	13,581	13,185	53.08	53.97	3.08	75.41
	10	280	AUTO OWNERS GRP	12,789	12,257	48.48	49.14	2.90	78.30
			STATE TOTAL	441,508	429,487	48.23	49.45	100.00	100.00

PROPERTY AND CASUALTY INSURANCE INDUSTRY
MARKET SHARE REPORT - TOTAL PREMIUM
BY GROUP
04 - HOMEOWNERS MULTIPLE PERIL

May 15, 2014

STATE	Rank	Group/ Company Code	Group/ Company Name	Direct Premiums Written (000)	Direct Premiums Earned (000)	Direct Loss to EP Ratio	Direct Loss & DCC to EP Ratio	Market Share %	Cumulative Market Share %
Vermont	1	234	VERMONT MUT GRP	21,204	20,826	45.57	45.66	11.92	11.92
	2	18686	CO OPERATIVE INS CO	19,217	18,904	49.88	50.55	10.81	22.73
	3	111	LIBERTY MUT GRP	18,506	17,900	37.32	38.72	10.41	33.13
	4	176	STATE FARM GRP	13,364	13,084	39.26	41.37	7.51	40.65
	5	45	CONCORD GRP	12,245	11,983	53.33	54.40	6.88	47.53
	6	195	UNION MUTUAL FIRE INS GRP	12,082	12,151	46.40	46.97	6.79	54.33
	7	8	ALLSTATE INS GRP	9,879	9,734	43.86	44.45	5.55	59.88
	8	38	CHUBB INC GRP	8,904	8,790	80.45	81.03	5.01	64.89
	9	3548	TRAVELERS GRP	8,370	8,123	21.70	22.01	4.71	69.59
	10	200	UNITED SERV AUTOMOBILE ASSN GRP	7,768	7,470	45.67	45.94	4.37	73.96
			STATE TOTAL	177,849	174,590	45.13	45.98	100.00	100.00
Virginia	1	176	STATE FARM GRP	396,300	387,121	30.73	31.38	20.50	20.50
	2	200	UNITED SERV AUTOMOBILE ASSN GRP	290,200	273,403	36.67	36.94	15.01	35.52
	3	8	ALLSTATE INS GRP	203,258	204,536	26.92	27.67	10.52	46.04
	4	3548	TRAVELERS GRP	197,716	200,924	30.47	31.26	10.23	56.27
	5	140	NATIONWIDE CORP GRP	181,503	178,549	37.28	37.94	9.39	65.66
	6	111	LIBERTY MUT GRP	105,410	97,528	47.98	49.10	5.45	71.11
	7	213	ERIE INS GRP	102,761	96,698	37.59	39.02	5.32	76.43
	8	69	FARMERS INS GRP	53,371	52,076	42.65	43.35	2.76	79.19
	9	203	VIRGINIA FARM BUREAU GRP	48,068	49,440	39.88	40.49	2.49	81.68
	10	38	CHUBB INC GRP	32,146	31,054	22.99	23.70	1.66	83.34
			STATE TOTAL	1,932,738	1,876,812	34.44	35.19	100.00	100.00
Washington	1	176	STATE FARM GRP	268,495	263,098	44.27	44.33	18.27	18.27
	2	69	FARMERS INS GRP	201,633	199,669	41.67	42.56	13.72	31.99
	3	111	LIBERTY MUT GRP	185,891	176,552	38.87	40.93	12.65	44.63
	4	8	ALLSTATE INS GRP	167,561	165,004	44.53	46.45	11.40	56.03
	5	200	UNITED SERV AUTOMOBILE ASSN GRP	112,167	108,593	41.97	42.74	7.63	63.66
	6	24341	PEMCO MUT INS CO	86,916	84,032	55.61	57.32	5.91	69.58
	7	473	AMERICAN FAMILY INS GRP	50,810	47,200	49.52	51.09	3.46	73.03
	8	333	MUTUAL OF ENUMCLAW GRP	47,739	47,459	43.66	45.37	3.25	76.28
	9	91	HARTFORD FIRE & CAS GRP	45,021	45,611	43.07	45.39	3.06	79.35
	10	241	METROPOLITAN GRP	39,174	37,932	54.39	55.81	2.67	82.01
			STATE TOTAL	1,469,817	1,434,956	44.68	46.01	100.00	100.00
West Virginia	1	176	STATE FARM GRP	98,215	95,488	44.31	45.61	24.71	24.71
	2	213	ERIE INS GRP	61,392	57,571	49.16	50.88	15.44	40.15
	3	140	NATIONWIDE CORP GRP	53,958	53,344	47.34	48.31	13.57	53.72
	4	8	ALLSTATE INS GRP	36,200	35,117	38.63	40.00	9.11	62.83
	5	111	LIBERTY MUT GRP	21,911	20,320	61.24	63.35	5.51	68.34
	6	228	WESTFIELD GRP	16,993	16,916	41.48	42.07	4.27	72.62
	7	200	UNITED SERV AUTOMOBILE ASSN GRP	15,350	14,170	56.93	56.84	3.86	76.48
	8	4339	FARMERS & MECHANICS MUT GRP	10,527	10,320	57.05	59.38	2.65	79.13
	9	175	STATE AUTO MUT GRP	10,244	10,122	33.09	35.58	2.58	81.70
	10	11003	WVA INS CO	7,902	7,889	50.65	51.55	1.99	83.69
			STATE TOTAL	397,519	384,521	46.76	48.07	100.00	100.00
Wisconsin	1	473	AMERICAN FAMILY INS GRP	274,607	264,864	42.17	42.44	22.40	22.40
	2	176	STATE FARM GRP	205,638	197,758	47.64	48.74	16.77	39.17
	3	14184	ACUITY A MUT INS CO	54,704	51,545	48.06	48.50	4.46	43.63
	4	69	FARMERS INS GRP	48,217	47,165	39.79	40.84	3.93	47.56
	5	8	ALLSTATE INS GRP	47,487	45,887	48.28	50.05	3.87	51.43
	6	111	LIBERTY MUT GRP	47,187	43,279	50.96	53.03	3.85	55.28
	7	15350	WEST BEND MUT INS CO	44,437	41,390	61.90	62.13	3.62	58.91
	8	280	AUTO OWNERS GRP	43,737	42,112	47.42	48.52	3.57	62.47
	9	213	ERIE INS GRP	32,175	29,066	63.64	66.06	2.62	65.10
	10	200	UNITED SERV AUTOMOBILE ASSN GRP	29,493	27,513	44.95	45.53	2.41	67.50
			STATE TOTAL	1,226,127	1,181,646	49.00	49.98	100.00	100.00

PROPERTY AND CASUALTY INSURANCE INDUSTRY
MARKET SHARE REPORT - TOTAL PREMIUM
BY GROUP
04 - HOMEOWNERS MULTIPLE PERIL

May 15, 2014

STATE	Rank	Group/ Company Code	Group/ Company Name	Direct Premiums Written (000)	Direct Premiums Earned (000)	Direct Loss to EP Ratio	Direct Loss & DCC to EP Ratio	Market Share %	Cumulative Market Share %
Wyoming	1	176	STATE FARM GRP	38,049	36,793	76.98	77.05	23.93	23.93
	2	69	FARMERS INS GRP	29,556	28,131	53.51	54.80	18.59	42.52
	3	4683	MOUNTAIN WEST FARM GRP	23,272	22,458	78.18	79.53	14.64	57.15
	4	111	LIBERTY MUT GRP	13,924	13,342	67.57	68.23	8.76	65.91
	5	8	ALLSTATE INS GRP	8,565	7,981	39.06	40.24	5.39	71.30
	6	140	NATIONWIDE CORP GRP	8,431	8,332	73.72	74.33	5.30	76.60
	7	200	UNITED SERV AUTOMOBILE ASSN GRP	7,594	7,038	44.25	43.96	4.78	81.38
	8	91	HARTFORD FIRE & CAS GRP	5,293	5,251	86.58	88.20	3.33	84.71
	9	38	CHUBB INC GRP	4,131	3,990	2.90	2.37	2.60	87.30
	10	241	METROPOLITAN GRP	3,000	2,848	101.19	101.32	1.89	89.19
			**STATE TOTAL **	159,002	152,646	66.36	67.14	100.00	100.00
American Samoa			**STATE TOTAL **	0	0	N/A	N/A		100.00
Guam	1	13597	CHUNG KUO INS CO LTD	5,750	5,632	8.89	9.78	30.97	30.97
	2	12	AMERICAN INTL GRP	5,013	5,657	9.94	9.33	27.00	57.98
	3	10972	FIRST NET INS CO	2,140	2,175	1.31	1.99	11.53	69.50
	4	4672	DONGBU INS GRP	1,674	1,701	3.36	4.33	9.02	78.52
	5	3098	TOKIO MARINE HOLDINGS INC GRP	1,388	1,359	0.12	0.28	7.48	86.00
	6	12633	CENTURY INS CO GU LTD	900	64	106.91	106.91	4.85	90.85
	7	18380	PACIFIC IND INS CO	799	811	5.21	5.60	4.30	95.15
	8	200	UNITED SERV AUTOMOBILE ASSN GRP	783	784	23.03	23.12	4.22	99.36
	9	13635	NIPPONKOA INS CO LTD	118	44	0.00	0.00	0.64	100.00
			**STATE TOTAL **	18,566	18,227	7.91	8.20	100.00	100.00
Puerto Rico	1	71	UNIVERSAL INS CO GRP	29,574	29,625	38.04	37.05	63.90	63.90
	2	411	MAPFRE INS GRP	7,602	6,858	23.65	26.13	16.43	80.32
	3	3526	COOPERATIVA DE SEGUROS MULTIPLES GRP	7,226	7,259	28.40	29.23	15.61	95.94
	4	12	AMERICAN INTL GRP	788	806	25.19	32.58	1.70	97.64
	5	10308	ANTILLES INS CO	771	735	56.19	58.17	1.66	99.31
	6	200	UNITED SERV AUTOMOBILE ASSN GRP	153	159	16.06	16.25	0.33	99.64
	7	4802	TRIPLE S GRP	102	98	1.52	0.20	0.22	99.86
	8	26778	INTEGRAND ASSUR CO	54	58	- 13.23	- 13.23	0.12	99.97
	9	4804	MULTINATIONAL GRP	13	14	9.28	9.92	0.03	100.00
			**STATE TOTAL **	46,282	45,612	34.18	34.20	100.00	100.00
U.S. Virgin Islands	1	3526	COOPERATIVA DE SEGUROS MULTIPLES GRP	11,156	11,237	0.55	0.48	72.29	72.29
	2	4706	LOCKHART CO GRP	1,616	1,591	1.94	1.98	10.47	82.76
	3	411	MAPFRE INS GRP	1,430	1,677	0.00	0.39	9.26	92.02
	4	161	TOPA EQUITIES LTD GRP	847	826	- 22.08	- 21.75	5.49	97.51
	5	12	AMERICAN INTL GRP	221	233	0.00	0.00	1.43	98.94
	6	200	UNITED SERV AUTOMOBILE ASSN GRP	164	167	34.37	43.11	1.06	100.00
			**STATE TOTAL **	15,433	15,733	- 0.22	- 0.12	100.00	100.00
Northern Mariana Islands	1	10972	FIRST NET INS CO	84	86	0.53	0.54	41.65	41.65
	2	4672	DONGBU INS GRP	64	57	0.00	0.00	31.75	73.40
	3	18380	PACIFIC IND INS CO	30	36	0.00	0.00	14.70	88.10
	4	3098	TOKIO MARINE HOLDINGS INC GRP	24	22	0.81	2.36	11.90	100.00
			**STATE TOTAL **	202	201	0.32	0.49	100.00	100.00
Canada	1	176	STATE FARM GRP	406,425	406,760	47.50	48.82	99.99	99.99
	2	65	FM GLOBAL GRP	55	63	61.52	61.52	0.01	100.00
			**STATE TOTAL **	406,481	406,823	47.51	48.82	100.00	100.00

PROPERTY AND CASUALTY INSURANCE INDUSTRY
MARKET SHARE REPORT - TOTAL PREMIUM
BY GROUP
04 - HOMEOWNERS MULTIPLE PERIL

May 15, 2014

STATE	Rank	Group/ Company Code	Group/ Company Name	Direct Premiums Written (000)	Direct Premiums Earned (000)	Direct Loss to EP Ratio	Direct Loss & DCC to EP Ratio	Market Share %	Cumulative Market Share %
Aggregate Other Alien	1	3526	COOPERATIVA DE SEGUROS MULTIPLES GRP	1,567	1,527	0.34	0.38	-0.13	-0.13
	2	626	ACE LTD GRP	1,390	1,479	158.08	65.97	-0.12	-0.25
	3	38	CHUBB INC GRP	356	4,234	19.89	19.87	-0.03	-0.28
	4	98	WR BERKLEY CORP GRP	76	55	- 39.79	- 39.64	-0.01	-0.28
	5	161	TOPA EQUITIES LTD GRP	11	14	0.00	0.00	0.00	-0.28
	6	18380	PACIFIC IND INS CO	4	4	0.00	0.00	0.00	-0.29
	7	4672	DONGBU INS GRP	4	4	0.00	0.00	0.00	-0.29
	8	10972	FIRST NET INS CO	3	3	32.22	33.84	0.00	-0.29
			STATE TOTAL	(1,194,037)	181,022	5.38	9.12	100.00	100.00

05.1, 05.2—Total Commercial Multiple Peril

PROPERTY AND CASUALTY INSURANCE INDUSTRY
MARKET SHARE REPORT - TOTAL PREMIUM
BY GROUP
05 - TOTAL COMMERCIAL MULTIPLE PERIL

May 15, 2014

STATE	Rank	Group/ Company Code	Group/ Company Name	Direct Premiums Written (000)	Direct Premiums Earned (000)	Direct Loss to EP Ratio	Direct Loss & DCC to EP Ratio	Market Share %	Cumulative Market Share %
Countrywide	1	3548	TRAVELERS GRP	3,172,134	3,193,495	45.08	52.70	8.36	8.36
	2	111	LIBERTY MUT GRP	2,306,769	2,290,182	41.16	48.77	6.08	14.44
	3	140	NATIONWIDE CORP GRP	2,287,357	2,179,575	51.63	58.72	6.03	20.47
	4	91	HARTFORD FIRE & CAS GRP	1,720,663	1,715,576	44.33	54.90	4.54	25.01
	5	38	CHUBB INC GRP	1,551,355	1,558,229	28.02	34.65	4.09	29.10
	6	176	STATE FARM GRP	1,540,654	1,525,543	43.16	49.29	4.06	33.16
	7	3098	TOKIO MARINE HOLDINGS INC GRP	1,496,225	1,436,158	45.10	54.70	3.94	37.10
	8	69	FARMERS INS GRP	1,429,345	1,372,190	54.53	57.32	3.77	40.87
	9	218	CNA INS GRP	1,132,093	1,103,728	49.27	63.02	2.98	43.85
	10	244	CINCINNATI FIN GRP	1,087,362	1,044,647	47.26	53.27	2.87	46.72
	11	212	ZURICH INS GRP	1,050,472	1,124,368	46.80	50.52	2.77	49.49
	12	796	QBE INS GRP	1,000,579	1,103,403	44.32	47.95	2.64	52.13
	13	88	THE HANOVER INS GRP	854,743	838,029	42.01	48.52	2.25	54.38
	14	280	AUTO OWNERS GRP	786,980	758,609	46.09	57.32	2.07	56.46
	15	12	AMERICAN INTL GRP	715,930	649,499	42.02	48.36	1.89	58.34
	16	213	ERIE INS GRP	701,109	666,419	47.33	55.36	1.85	60.19
	17	8	ALLSTATE INS GRP	678,807	679,096	38.06	41.10	1.79	61.98
	18	98	WR BERKLEY CORP GRP	635,327	617,022	41.60	46.84	1.67	63.66
	19	761	ALLIANZ INS GRP	549,625	566,392	63.48	67.21	1.45	65.10
	20	626	ACE LTD GRP	482,231	463,911	9.27	22.56	1.27	66.38
	21	18767	CHURCH MUT INS CO	440,365	436,551	48.61	49.73	1.16	67.54
	22	473	AMERICAN FAMILY INS GRP	397,468	384,378	68.22	67.00	1.05	68.58
	23	228	WESTFIELD GRP	374,754	367,666	47.17	57.91	0.99	69.57
	24	311	MAIN STREET AMER GRP	337,058	326,224	41.99	46.53	0.89	70.46
	25	3703	TOWER GRP	331,442	352,633	74.58	88.48	0.87	71.33
	26	303	GUIDEONE INS GRP	307,200	292,245	57.31	59.44	0.81	72.14
	27	12968	AMERICAN COASTAL INS CO	300,102	285,359	3.25	3.79	0.79	72.93
	28	222	GREATER NY GRP	279,433	270,502	30.46	38.30	0.74	73.67
	29	50	COUNTRY INS & FIN SERV GRP	258,335	241,546	49.85	53.39	0.68	74.35
	30	84	AMERICAN FINANCIAL GRP	250,901	234,218	69.30	78.21	0.66	75.01
	31	175	STATE AUTO MUT GRP	243,090	226,548	50.88	57.40	0.64	75.65
	32	785	MARKEL CORP GRP	239,372	215,739	30.73	37.93	0.63	76.29
	33	13528	BROTHERHOOD MUT INS CO	233,241	219,357	61.11	64.57	0.61	76.90
	34	158	FAIRFAX FIN GRP	218,934	221,076	52.43	62.75	0.58	77.48
	35	361	MUNICH RE GRP	218,861	223,246	37.95	47.03	0.58	78.05
	36	34215	NUCLEAR ELECTRIC INS LTD	203,119	208,155	56.89	57.53	0.54	78.59
	37	201	UTICA GRP	181,601	171,512	40.06	49.70	0.48	79.07
	38	802	CAPITAL INS GRP	169,719	157,919	59.94	65.14	0.45	79.52
	39	4670	STARR GRP	158,318	144,509	53.63	58.51	0.42	79.93
	40	457	ARGONAUT GRP	155,847	160,919	42.27	52.80	0.41	80.34
	41	37800	LEADING INS GRP INS CO LTD	154,917	133,120	77.97	100.11	0.41	80.75
	42	1279	ARCH INS GRP	141,599	133,572	45.70	51.31	0.37	81.13
	43	242	SELECTIVE INS GRP	139,319	128,002	40.93	44.33	0.37	81.49
	44	4698	ASPEN INS HOLDING GRP	137,334	99,726	60.24	64.34	0.36	81.85
	45	501	ALLEGHANY GRP	131,137	115,752	54.03	62.61	0.35	82.20
	46	807	COLUMBIA INS GRP	125,476	123,870	57.67	63.01	0.33	82.53
	47	14184	ACUITY A MUT INS CO	120,496	112,481	49.06	56.57	0.32	82.85
	48	267	GRANGE MUT CAS GRP	120,281	116,614	48.65	57.37	0.31	83.17
	49	124	AMERISURE CO GRP	118,552	117,254	75.71	100.70	0.31	83.48
	50	411	MAPFRE INS GRP	116,590	117,701	16.03	18.65	0.31	83.79
	51	1309	FRANKENMUTH GRP	116,207	112,622	64.27	74.07	0.31	84.09
	52	93	STATE NATL GRP	115,769	104,628	92.81	105.40	0.31	84.40
	53	36	CENTRAL MUT INS CO GRP	113,985	105,812	30.18	25.40	0.30	84.70
	54	250	DONEGAL GRP	103,606	98,721	47.96	54.96	0.27	84.97
	55	234	VERMONT MUT GRP	101,672	95,598	29.20	29.63	0.27	85.24
	56	474	FCCI MUT INS GRP	98,168	90,112	34.18	45.73	0.26	85.50
	57	2538	AMTRUST NGH GRP	95,580	100,177	62.39	73.93	0.25	85.75
	58	4715	MS & AD INS GRP	92,525	92,077	24.07	30.65	0.24	85.99
	59	1129	WHITE MOUNTAINS GRP	92,202	84,758	15.18	33.77	0.24	86.24
	60	4702	SPARTA GRP	91,898	83,309	61.22	73.61	0.24	86.48
	61	150	OLD REPUBLIC GRP	91,477	90,251	41.83	62.55	0.24	86.72
	62	153	PEKIN INS GRP	91,056	88,168	42.68	48.18	0.24	86.96
	63	1344	ARX HOLDING CORP GRP	90,965	89,553	1.69	2.85	0.24	87.20
	64	96	SECURA INS GRP	90,656	85,145	52.56	61.76	0.24	87.44
	65	920	GLOBAL IND GRP	90,293	82,048	60.65	68.85	0.24	87.68
	66	15326	UTICA FIRST INS CO	88,351	84,429	56.25	67.95	0.23	87.91

PROPERTY AND CASUALTY INSURANCE INDUSTRY
MARKET SHARE REPORT - TOTAL PREMIUM
BY GROUP
05 - TOTAL COMMERCIAL MULTI-PERIL

May 15, 2014

STATE	Rank	Group/ Company Code	Group/ Company Name	Direct Premiums Written (000)	Direct Premiums Earned (000)	Direct Loss to EP Ratio	Direct Loss & DCC to EP Ratio	Market Share %	Cumulative Market Share %
Countrywide	67	226	MERCHANTS MUT GRP	85,968	83,767	59.32	66.94	0.23	88.14
	68	748	MEADOWBROOK INS GRP	83,377	117,584	70.86	83.74	0.22	88.36
	69	447	HARFORD GRP	82,952	78,350	44.12	48.66	0.22	88.57
	70	65	FM GLOBAL GRP	79,487	78,281	60.72	60.79	0.21	88.78
	71	62	EMC INS CO GRP	77,964	73,463	59.82	64.34	0.21	88.99
	72	291	MOTORISTS MUT GRP	76,453	73,759	46.72	50.01	0.20	89.19
	73	4672	DONGBU INS GRP	76,444	63,907	54.62	66.59	0.20	89.39
	74	225	IAT REINS CO GRP	72,591	65,916	43.71	51.14	0.19	89.58
	75	853	PUBLIC SERV GRP	71,712	69,692	76.58	87.38	0.19	89.77
	76	3219	NKSJ HOLDINGS INC GRP	71,698	76,757	15.46	18.93	0.19	89.96
	77	4802	TRIPLE S GRP	70,870	73,599	27.91	31.90	0.19	90.15
	78	4359	HOUSING AUTHORITY PROP GRP	69,745	67,494	44.16	45.04	0.18	90.33
	79	15261	SOCIETY INS	68,927	66,423	50.08	58.24	0.18	90.51
	80	1120	EVEREST REINS HOLDINGS GRP	68,906	78,903	61.78	122.51	0.18	90.70
	81	866	WESTERN WORLD GRP	68,154	61,248	62.62	76.02	0.18	90.88
	82	7	FEDERATED MUT GRP	67,197	63,502	32.47	39.92	0.18	91.05
	83	19	ASSURANT INC GRP	64,462	64,654	54.91	59.04	0.17	91.22
	84	31	BERKSHIRE HATHAWAY GRP	63,784	72,595	49.07	54.41	0.17	91.39
	85	109	KENTUCKY FARM BUREAU GRP	61,553	59,174	24.18	26.41	0.16	91.55
	86	71	UNIVERSAL INS CO GRP	61,404	66,192	22.32	22.17	0.16	91.72
	87	248	UNITED FIRE & CAS GRP	60,647	67,345	-113.10	-221.81	0.16	91.88
	88	22	ANDOVER GRP	59,742	58,730	23.11	24.01	0.16	92.03
	89	14176	HASTINGS MUT INS CO	59,352	57,530	66.99	74.68	0.16	92.19
	90	306	CUNA MUT GRP	58,725	60,251	29.10	36.19	0.15	92.34
	91	513	IOWA FARM BUREAU GRP	57,320	54,227	52.84	61.17	0.15	92.49
	92	518	GRINNELL MUT GRP	55,693	53,731	80.47	83.63	0.15	92.64
	93	271	PENNSYLVANIA NATL INS GRP	54,484	51,879	43.72	48.42	0.14	92.79
	94	3489	DELEK GRP	54,360	57,696	31.99	43.95	0.14	92.93
	95	689	BANKERS INS GRP	53,676	48,052	19.87	22.84	0.14	93.07
	96	14575	MILLERS CAPITAL INS CO	52,506	52,616	60.16	63.18	0.14	93.21
	97	3478	HALLMARK FIN SERV GRP	52,146	51,165	60.41	69.65	0.14	93.35
	98	195	UNION MUTUAL FIRE INS GRP	49,710	40,439	30.17	30.35	0.13	93.48
	99	660	MERCURY GEN GRP	48,782	45,561	48.91	53.97	0.13	93.61
	100	4574	CATLIN US INS GRP	47,999	41,092	32.38	35.07	0.13	93.73
	101	783	RLI INS GRP	47,714	46,137	20.82	28.22	0.13	93.86
	102	408	AMERICAN NATL FIN GRP	47,247	46,360	35.44	45.98	0.12	93.98
	103	3526	COOPERATIVA DE SEGUROS MULTIPLES GRP	46,703	42,731	13.62	18.53	0.12	94.11
	104	775	PHARMACISTS MUT GRP	46,288	44,090	31.14	35.91	0.12	94.23
	105	4726	ARCHER DANIELS MIDLAND GRP	45,738	42,651	4.07	9.91	0.12	94.35
	106	661	BCBS OF SC GRP	45,516	65,253	39.66	38.53	0.12	94.47
	107	15024	PREFERRED MUT INS CO	45,508	42,811	44.86	49.81	0.12	94.59
	108	984	HCC INS HOLDINGS GRP	41,864	52,232	65.34	80.29	0.11	94.70
	109	333	MUTUAL OF ENUMCLAW GRP	41,324	38,964	42.91	46.63	0.11	94.81
	110	17710	ALABAMA MUNICIPAL INS CORP	40,746	39,868	32.45	47.76	0.11	94.91
	111	23574	MIDWEST FAMILY MUT INS CO	40,734	38,474	85.14	93.68	0.11	95.02
	112	26778	INTEGRAND ASSUR CO	38,933	38,019	23.04	29.07	0.10	95.12
	113	38300	SAMSUNG FIRE & MARINE INS CO LTD	36,339	27,322	34.24	49.18	0.10	95.22
	114	144	NORFOLK & DEDHAM GRP	36,235	34,677	25.01	25.80	0.10	95.32
	115	12961	CANOPIUS US INS	34,430	32,314	66.99	74.08	0.09	95.41
	116	645	OREGON MUT GRP	33,569	32,750	41.67	49.05	0.09	95.50
	117	542	INDIANA FARM BUREAU GRP	32,629	31,249	49.65	46.63	0.09	95.58
	118	15997	MMG INS CO	31,565	29,406	31.18	34.65	0.08	95.66
	119	762	FRANKLIN MUT GRP	30,915	30,673	34.33	37.01	0.08	95.75
	120	123	SHELTER INS GRP	30,822	29,974	52.83	54.04	0.08	95.83
	121	1285	XL AMER GRP	30,637	44,469	40.56	60.34	0.08	95.91
	122	14010	CRUSADER INS CO	30,597	31,351	32.48	46.40	0.08	95.99
	123	1275	QUINCY MUT GRP	30,113	28,698	32.64	40.20	0.08	96.07
	124	67	MICHIGAN FARM BUREAU GRP	29,720	27,337	45.38	52.88	0.08	96.15
	125	13420	BADGER MUT INS CO	29,600	28,643	56.75	68.48	0.08	96.22
			INDUSTRY TOTAL	37,935,565	37,211,492	45.11	52.08	100.00	100.00

PROPERTY AND CASUALTY INSURANCE INDUSTRY
MARKET SHARE REPORT - TOTAL PREMIUM
BY GROUP
05 - TOTAL COMMERCIAL MULTI-PERIL

May 15, 2014

STATE	Rank	Group/ Company Code	Group/ Company Name	Direct Premiums Written (000)	Direct Premiums Earned (000)	Direct Loss to EP Ratio	Direct Loss & DCC to EP Ratio	Market Share %	Cumulative Market Share %
Alabama	1	3548	TRAVELERS GRP	53,472	52,612	23.58	28.90	9.39	9.39
	2	17710	ALABAMA MUNICIPAL INS CORP	40,746	39,868	32.45	47.76	7.15	16.54
	3	280	AUTO OWNERS GRP	40,657	39,599	32.52	37.88	7.14	23.68
	4	244	CINCINNATI FIN GRP	35,572	34,074	40.60	43.30	6.25	29.93
	5	140	NATIONWIDE CORP GRP	34,188	33,013	61.33	70.37	6.00	35.93
	6	176	STATE FARM GRP	30,169	29,824	58.61	61.53	5.30	41.23
	7	5	ALFA INS GRP	20,489	20,608	59.44	61.85	3.60	44.82
	8	3098	TOKIO MARINE HOLDINGS INC GRP	20,336	19,567	31.13	39.89	3.57	48.39
	9	91	HARTFORD FIRE & CAS GRP	17,381	17,027	46.38	48.07	3.05	51.44
	10	4670	STARR GRP	16,458	17,079	46.37	56.87	2.89	54.33
			STATE TOTAL	569,562	559,176	43.43	50.05	100.00	100.00
Alaska	1	111	LIBERTY MUT GRP	23,514	22,983	25.21	30.28	19.66	19.66
	2	176	STATE FARM GRP	12,425	12,359	38.00	39.25	10.39	30.05
	3	761	ALLIANZ INS GRP	9,924	9,841	16.94	12.51	8.30	38.35
	4	38733	ALASKA NATL INS CO	9,757	9,444	27.33	28.47	8.16	46.51
	5	309	WESTERN NATL MUT GRP	9,321	8,848	51.04	53.97	7.79	54.30
	6	8	ALLSTATE INS GRP	8,449	8,749	53.09	59.03	7.06	61.37
	7	38	CHUBB INC GRP	6,465	6,598	- 7.35	- 5.73	5.41	66.77
	8	3098	TOKIO MARINE HOLDINGS INC GRP	5,552	5,346	19.78	29.09	4.64	71.41
	9	12	AMERICAN INTL GRP	4,264	4,072	8.07	7.76	3.57	74.98
	10	212	ZURICH INS GRP	3,242	3,333	7.46	- 7.36	2.71	77.69
			STATE TOTAL	119,596	116,587	25.89	28.44	100.00	100.00
Arizona	1	69	FARMERS INS GRP	66,914	64,893	48.49	50.70	11.48	11.48
	2	3548	TRAVELERS GRP	54,689	54,914	59.75	67.55	9.38	20.87
	3	111	LIBERTY MUT GRP	32,600	32,177	55.13	62.41	5.59	26.46
	4	3098	TOKIO MARINE HOLDINGS INC GRP	29,865	29,114	37.30	43.87	5.12	31.58
	5	218	CNA INS GRP	28,781	27,976	38.13	51.06	4.94	36.52
	6	140	NATIONWIDE CORP GRP	28,657	26,863	57.09	63.41	4.92	41.44
	7	91	HARTFORD FIRE & CAS GRP	25,033	24,634	26.84	33.23	4.30	45.74
	8	8	ALLSTATE INS GRP	24,768	24,702	49.24	52.32	4.25	49.99
	9	176	STATE FARM GRP	20,053	20,012	55.33	67.69	3.44	53.43
	10	38	CHUBB INC GRP	20,025	19,624	24.80	29.69	3.44	56.86
			STATE TOTAL	582,773	569,274	43.70	49.89	100.00	100.00
Arkansas	1	3548	TRAVELERS GRP	26,006	25,960	32.70	38.58	8.46	8.46
	2	244	CINCINNATI FIN GRP	21,398	20,755	36.21	40.26	6.96	15.42
	3	140	NATIONWIDE CORP GRP	19,146	18,086	32.58	37.14	6.23	21.64
	4	69	FARMERS INS GRP	13,577	12,968	24.01	25.58	4.42	26.06
	5	176	STATE FARM GRP	13,162	12,795	22.01	24.74	4.28	30.34
	6	280	AUTO OWNERS GRP	13,155	11,752	24.89	25.77	4.28	34.61
	7	807	COLUMBIA INS GRP	12,193	11,795	27.62	30.99	3.97	38.58
	8	218	CNA INS GRP	11,760	11,881	21.64	33.71	3.82	42.40
	9	13528	BROTHERHOOD MUT INS CO	11,710	11,062	40.50	40.49	3.81	46.21
	10	98	WR BERKLEY CORP GRP	10,457	9,746	21.59	28.22	3.40	49.61
			STATE TOTAL	307,511	299,390	30.79	33.51	100.00	100.00
California	1	69	FARMERS INS GRP	641,324	629,008	48.70	52.35	14.71	14.71
	2	3548	TRAVELERS GRP	459,814	462,424	39.65	56.35	10.54	25.25
	3	111	LIBERTY MUT GRP	387,272	376,258	36.99	45.81	8.88	34.13
	4	176	STATE FARM GRP	311,653	314,772	36.22	46.84	7.15	41.28
	5	140	NATIONWIDE CORP GRP	292,903	279,436	42.39	47.98	6.72	47.99
	6	91	HARTFORD FIRE & CAS GRP	248,021	252,368	32.69	47.43	5.69	53.68
	7	38	CHUBB INC GRP	193,186	198,428	18.37	26.34	4.43	58.11
	8	3098	TOKIO MARINE HOLDINGS INC GRP	177,155	174,139	43.58	57.39	4.06	62.17
	9	761	ALLIANZ INS GRP	145,690	152,882	49.23	56.87	3.34	65.51
	10	802	CAPITAL INS GRP	130,931	124,466	58.93	64.08	3.00	68.51
			STATE TOTAL	4,361,132	4,311,605	40.52	50.44	100.00	100.00

PROPERTY AND CASUALTY INSURANCE INDUSTRY
MARKET SHARE REPORT - TOTAL PREMIUM
BY GROUP
05 - TOTAL COMMERCIAL MULTI-PERIL

May 15, 2014

STATE	Rank	Group/ Company Code	Group/ Company Name	Direct Premiums Written (000)	Direct Premiums Earned (000)	Direct Loss to EP Ratio	Direct Loss & DCC to EP Ratio	Market Share %	Cumulative Market Share %
Colorado	1	3548	TRAVELERS GRP	73,825	75,077	53.40	62.34	10.81	10.81
	2	473	AMERICAN FAMILY INS GRP	67,690	65,029	97.65	94.34	9.91	20.71
	3	69	FARMERS INS GRP	49,659	49,427	65.64	66.41	7.27	27.98
	4	111	LIBERTY MUT GRP	45,279	43,603	56.79	64.13	6.63	34.61
	5	140	NATIONWIDE CORP GRP	37,591	34,184	77.60	83.32	5.50	40.11
	6	91	HARTFORD FIRE & CAS GRP	37,108	37,361	38.21	60.28	5.43	45.54
	7	176	STATE FARM GRP	33,977	33,443	42.47	44.61	4.97	50.51
	8	3098	TOKIO MARINE HOLDINGS INC GRP	32,885	31,876	38.64	43.24	4.81	55.33
	9	280	AUTO OWNERS GRP	30,678	27,576	70.15	94.03	4.49	59.82
	10	38	CHUBB INC GRP	29,351	27,548	69.80	76.16	4.30	64.11
			**STATE TOTAL **	683,224	662,422	58.43	66.39	100.00	100.00
Connecticut	1	3548	TRAVELERS GRP	72,096	73,421	32.58	37.46	11.78	11.78
	2	91	HARTFORD FIRE & CAS GRP	62,196	62,558	58.50	80.26	10.16	21.94
	3	111	LIBERTY MUT GRP	49,163	51,360	47.12	53.37	8.03	29.97
	4	3098	TOKIO MARINE HOLDINGS INC GRP	39,297	35,628	39.44	45.81	6.42	36.39
	5	38	CHUBB INC GRP	35,091	34,507	41.30	48.68	5.73	42.12
	6	796	QBE INS GRP	33,789	32,732	52.47	52.46	5.52	47.64
	7	140	NATIONWIDE CORP GRP	33,606	31,609	55.08	67.61	5.49	53.13
	8	311	MAIN STREET AMER GRP	24,333	23,537	45.78	53.51	3.97	57.10
	9	88	THE HANOVER INS GRP	23,690	23,327	34.31	39.77	3.87	60.97
	10	212	ZURICH INS GRP	21,026	25,754	55.69	58.44	3.43	64.41
			**STATE TOTAL **	612,171	597,614	45.91	53.94	100.00	100.00
Delaware	1	34215	NUCLEAR ELECTRIC INS LTD	203,119	208,155	56.89	57.53	64.80	64.80
	2	3548	TRAVELERS GRP	10,136	10,146	46.93	50.87	3.23	68.04
	3	140	NATIONWIDE CORP GRP	10,032	9,568	29.26	32.15	3.20	71.24
	4	250	DONEGAL GRP	8,075	7,479	54.71	64.32	2.58	73.81
	5	212	ZURICH INS GRP	6,115	6,771	4.60	10.14	1.95	75.76
	6	111	LIBERTY MUT GRP	5,972	6,149	46.18	59.79	1.91	77.67
	7	447	HARFORD GRP	5,406	4,816	16.37	19.12	1.72	79.39
	8	244	CINCINNATI FIN GRP	4,832	4,704	- 2.28	6.69	1.54	80.94
	9	3098	TOKIO MARINE HOLDINGS INC GRP	4,363	4,343	85.18	92.42	1.39	82.33
	10	38	CHUBB INC GRP	4,356	3,804	12.43	17.84	1.39	83.72
			**STATE TOTAL **	313,441	316,441	48.06	49.87	100.00	100.00
District Of Columbia	1	3548	TRAVELERS GRP	35,223	36,101	17.30	28.00	22.94	22.94
	2	91	HARTFORD FIRE & CAS GRP	20,982	20,556	73.79	71.56	13.66	36.60
	3	38	CHUBB INC GRP	15,324	15,541	27.60	29.04	9.98	46.58
	4	3098	TOKIO MARINE HOLDINGS INC GRP	9,538	8,743	32.01	34.74	6.21	52.79
	5	213	ERIE INS GRP	9,409	8,624	67.03	83.31	6.13	58.92
	6	447	HARFORD GRP	8,686	8,610	18.33	21.05	5.66	64.57
	7	140	NATIONWIDE CORP GRP	5,255	5,185	55.48	63.57	3.42	67.99
	8	176	STATE FARM GRP	4,899	4,860	58.87	61.76	3.19	71.18
	9	218	CNA INS GRP	3,778	3,945	9.70	13.52	2.46	73.64
	10	212	ZURICH INS GRP	3,760	4,259	18.74	19.63	2.45	76.09
			**STATE TOTAL **	153,568	152,471	34.86	40.31	100.00	100.00
Florida	1	12968	AMERICAN COASTAL INS CO	300,102	285,359	3.25	3.79	14.28	14.28
	2	212	ZURICH INS GRP	234,885	235,715	18.12	21.45	11.18	25.46
	3	111	LIBERTY MUT GRP	130,114	124,321	14.87	18.20	6.19	31.65
	4	140	NATIONWIDE CORP GRP	120,338	116,706	30.31	38.67	5.73	37.37
	5	796	QBE INS GRP	118,044	164,357	29.10	36.41	5.62	42.99
	6	3098	TOKIO MARINE HOLDINGS INC GRP	87,278	84,973	55.56	69.76	4.74	47.14
	7	311	MAIN STREET AMER GRP	84,757	82,075	26.91	31.06	4.03	51.17
	8	1344	ARX HOLDING CORP GRP	83,256	83,660	1.23	2.38	3.96	55.14
	9	3548	TRAVELERS GRP	62,679	64,804	29.67	37.21	2.98	58.12
	10	91	HARTFORD FIRE & CAS GRP	59,803	60,513	48.45	57.66	2.85	60.96
			**STATE TOTAL **	2,101,658	2,108,929	23.91	29.71	100.00	100.00

PROPERTY AND CASUALTY INSURANCE INDUSTRY
MARKET SHARE REPORT - TOTAL PREMIUM
BY GROUP
05 - TOTAL COMMERCIAL MULTI-PERIL

May 15, 2014

STATE	Rank	Group/ Company Code	Group/ Company Name	Direct Premiums Written (000)	Direct Premiums Earned (000)	Direct Loss to EP Ratio	Direct Loss & DCC to EP Ratio	Market Share %	Cumulative Market Share %
Georgia	1	3548	TRAVELERS GRP	82,206	82,912	65.06	69.73	9.01	9.01
	2	280	AUTO OWNERS GRP	62,897	61,118	51.15	69.23	6.89	15.90
	3	140	NATIONWIDE CORP GRP	54,121	51,582	55.55	62.67	5.93	21.83
	4	176	STATE FARM GRP	49,856	48,764	59.35	66.67	5.46	27.30
	5	244	CINCINNATI FIN GRP	46,711	44,558	72.46	79.31	5.12	32.41
	6	91	HARTFORD FIRE & CAS GRP	43,642	42,524	23.63	29.17	4.78	37.20
	7	8	ALLSTATE INS GRP	38,369	37,069	61.47	63.39	4.20	41.40
	8	111	LIBERTY MUT GRP	36,138	35,957	81.65	89.24	3.96	45.36
	9	38	CHUBB INC GRP	32,677	33,568	39.59	44.70	3.58	48.94
	10	3098	TOKIO MARINE HOLDINGS INC GRP	28,434	26,836	153.56	159.83	3.12	52.06
			**STATE TOTAL **	912,549	897,884	57.02	64.06	100.00	100.00
Hawaii	1	3098	TOKIO MARINE HOLDINGS INC GRP	44,541	43,692	12.37	15.75	30.13	30.13
	2	761	ALLIANZ INS GRP	32,469	31,029	32.63	30.94	21.96	52.09
	3	106	ISLAND INS CO GRP	11,885	11,562	- 0.95	11.27	8.04	60.13
	4	4672	DONGBU INS GRP	11,547	10,521	32.44	35.78	7.81	67.94
	5	176	STATE FARM GRP	10,583	10,649	33.89	32.18	7.16	75.10
	6	12	AMERICAN INTL GRP	8,654	8,231	27.92	41.12	5.85	80.95
	7	158	FAIRFAX FIN GRP	3,384	3,368	15.55	24.99	2.29	83.24
	8	785	MARKEL CORP GRP	2,921	2,504	47.14	46.32	1.98	85.22
	9	140	NATIONWIDE CORP GRP	2,556	2,447	13.80	13.90	1.73	86.95
	10	4715	MS & AD INS GRP	1,820	2,691	-197.15	-199.98	1.23	88.18
			**STATE TOTAL **	147,835	142,906	15.91	19.32	100.00	100.00
Idaho	1	36480	IDAHO COUNTIES RISK MGMT PROGRAM	19,708	19,976	44.52	60.30	10.86	10.86
	2	111	LIBERTY MUT GRP	16,849	16,737	41.49	44.20	9.28	20.14
	3	842	FARM BUREAU GRP	15,410	14,844	55.43	60.49	8.49	28.63
	4	3548	TRAVELERS GRP	12,216	12,646	- 5.53	- 8.32	6.73	35.36
	5	244	CINCINNATI FIN GRP	11,641	11,279	45.86	53.89	6.41	41.77
	6	140	NATIONWIDE CORP GRP	10,728	10,283	31.74	34.38	5.91	47.68
	7	69	FARMERS INS GRP	10,551	10,182	30.00	29.40	5.81	53.49
	8	218	CNA INS GRP	8,823	9,099	27.70	36.33	4.86	58.35
	9	98	WR BERKLEY CORP GRP	8,114	7,895	101.20	105.80	4.47	62.82
	10	280	AUTO OWNERS GRP	5,518	4,976	16.10	20.60	3.04	65.86
			**STATE TOTAL **	181,532	179,114	41.97	45.72	100.00	100.00
Illinois	1	3548	TRAVELERS GRP	157,447	158,547	29.57	35.86	9.71	9.71
	2	176	STATE FARM GRP	110,077	108,558	46.99	54.71	6.79	16.49
	3	38	CHUBB INC GRP	83,519	78,066	43.03	47.74	5.15	21.64
	4	91	HARTFORD FIRE & CAS GRP	75,558	76,397	59.97	71.31	4.66	26.30
	5	244	CINCINNATI FIN GRP	70,021	69,029	46.80	52.48	4.32	30.61
	6	50	COUNTRY INS & FIN SERV GRP	64,675	60,307	64.59	73.51	3.99	34.60
	7	140	NATIONWIDE CORP GRP	60,598	57,933	95.87	105.15	3.74	38.34
	8	153	PEKIN INS GRP	56,736	55,717	40.07	47.19	3.50	41.83
	9	69	FARMERS INS GRP	52,901	52,035	54.36	55.05	3.26	45.09
	10	111	LIBERTY MUT GRP	52,748	55,349	45.61	54.36	3.25	48.35
			**STATE TOTAL **	1,622,225	1,582,128	49.54	57.78	100.00	100.00
Indiana	1	244	CINCINNATI FIN GRP	65,872	63,963	57.16	62.62	8.51	8.51
	2	111	LIBERTY MUT GRP	64,700	63,887	65.78	72.15	8.35	16.86
	3	3548	TRAVELERS GRP	54,082	55,893	94.72	103.43	6.98	23.85
	4	280	AUTO OWNERS GRP	45,359	44,545	55.43	66.84	5.86	29.70
	5	213	ERIE INS GRP	33,721	31,462	63.31	72.69	4.35	34.06
	6	542	INDIANA FARM BUREAU GRP	32,629	31,249	49.65	46.63	4.21	38.27
	7	140	NATIONWIDE CORP GRP	30,481	29,025	90.24	94.37	3.94	42.21
	8	12	AMERICAN INTL GRP	27,656	26,622	9.87	11.56	3.57	45.78
	9	38	CHUBB INC GRP	26,229	25,785	41.96	40.78	3.39	49.17
	10	176	STATE FARM GRP	25,123	25,064	75.83	85.29	3.24	52.41
			**STATE TOTAL **	774,389	755,089	56.58	63.31	100.00	100.00

PROPERTY AND CASUALTY INSURANCE INDUSTRY
MARKET SHARE REPORT - TOTAL PREMIUM
BY GROUP
05 - TOTAL COMMERCIAL MULTI-PERIL

May 15, 2014

STATE	Rank	Group/ Company Code	Group/ Company Name	Direct Premiums Written (000)	Direct Premiums Earned (000)	Direct Loss to EP Ratio	Direct Loss & DCC to EP Ratio	Market Share %	Cumulative Market Share %
Iowa	1	140	NATIONWIDE CORP GRP	50,782	49,707	40.19	41.82	14.51	14.51
	2	3548	TRAVELERS GRP	24,389	23,271	19.88	23.47	6.97	21.48
	3	244	CINCINNATI FIN GRP	23,353	21,953	37.49	42.88	6.67	28.16
	4	176	STATE FARM GRP	21,994	20,946	43.81	48.17	6.29	34.44
	5	280	AUTO OWNERS GRP	20,544	19,434	57.75	78.05	5.87	40.31
	6	98	WR BERKLEY CORP GRP	16,015	15,786	24.95	19.96	4.58	44.89
	7	518	GRINNELL MUT GRP	12,926	12,526	90.90	90.01	3.69	48.58
	8	38	CHUBB INC GRP	12,659	12,722	19.39	20.14	3.62	52.20
	9	513	IOWA FARM BUREAU GRP	11,850	11,259	34.82	41.66	3.39	55.59
	10	796	QBE INS GRP	10,585	11,496	44.17	34.45	3.02	58.61
			**STATE TOTAL **	349,934	341,229	42.46	46.20	100.00	100.00
Kansas	1	140	NATIONWIDE CORP GRP	41,859	40,448	53.29	55.18	11.36	11.36
	2	3548	TRAVELERS GRP	31,993	32,132	35.62	46.08	8.68	20.03
	3	176	STATE FARM GRP	18,598	17,740	68.57	70.64	5.05	25.08
	4	91	HARTFORD FIRE & CAS GRP	18,112	17,687	55.13	79.43	4.91	29.99
	5	244	CINCINNATI FIN GRP	16,566	16,032	146.91	152.93	4.49	34.49
	6	69	FARMERS INS GRP	14,558	17,219	44.49	45.46	3.95	38.44
	7	473	AMERICAN FAMILY INS GRP	14,424	13,768	58.63	61.29	3.91	42.35
	8	98	WR BERKLEY CORP GRP	14,090	14,283	47.82	56.81	3.82	46.17
	9	513	IOWA FARM BUREAU GRP	13,469	12,483	45.93	51.24	3.65	49.83
	10	111	LIBERTY MUT GRP	12,580	13,895	57.05	62.81	3.41	53.24
			**STATE TOTAL **	368,620	363,282	60.45	65.57	100.00	100.00
Kentucky	1	109	KENTUCKY FARM BUREAU GRP	61,553	59,174	24.18	26.41	12.70	12.70
	2	111	LIBERTY MUT GRP	58,168	57,263	32.17	38.22	12.00	24.70
	3	244	CINCINNATI FIN GRP	40,769	38,463	37.10	41.23	8.41	33.11
	4	3548	TRAVELERS GRP	32,931	33,797	25.04	30.28	6.79	39.90
	5	280	AUTO OWNERS GRP	22,895	21,778	45.74	57.95	4.72	44.63
	6	38	CHUBB INC GRP	20,583	19,810	180.07	181.48	4.25	48.87
	7	228	WESTFIELD GRP	15,833	16,072	33.71	40.65	3.27	52.14
	8	218	CNA INS GRP	13,523	12,659	37.82	50.08	2.79	54.93
	9	176	STATE FARM GRP	13,344	12,993	49.31	57.00	2.75	57.68
	10	3098	TOKIO MARINE HOLDINGS INC GRP	11,966	11,050	15.91	23.43	2.47	60.15
			**STATE TOTAL **	484,725	468,096	39.28	44.89	100.00	100.00
Louisiana	1	176	STATE FARM GRP	63,087	62,414	30.88	38.64	12.15	12.15
	2	111	LIBERTY MUT GRP	46,875	45,024	30.83	35.73	9.02	21.17
	3	140	NATIONWIDE CORP GRP	39,098	35,676	33.33	41.58	7.53	28.70
	4	3548	TRAVELERS GRP	35,310	35,166	15.66	20.74	6.80	35.49
	5	212	ZURICH INS GRP	34,400	36,524	32.16	34.13	6.62	42.12
	6	12	AMERICAN INTL GRP	25,349	23,777	- 1.21	0.55	4.88	47.00
	7	218	CNA INS GRP	24,528	24,554	66.73	77.53	4.72	51.72
	8	303	GUIDEONE INS GRP	23,256	22,080	40.70	55.69	4.48	56.20
	9	18767	CHURCH MUT INS CO	17,252	16,660	19.24	23.32	3.32	59.52
	10	3489	DELEK GRP	15,158	16,376	6.85	9.76	2.92	62.44
			**STATE TOTAL **	519,431	513,404	29.72	36.60	100.00	100.00
Maine	1	88	THE HANOVER INS GRP	35,009	34,876	24.61	26.19	16.78	16.78
	2	111	LIBERTY MUT GRP	33,955	32,984	46.86	53.32	16.28	33.06
	3	98	WR BERKLEY CORP GRP	31,247	30,133	23.51	22.66	14.98	48.04
	4	15997	MMG INS CO	13,978	13,103	23.33	26.58	6.70	54.74
	5	1309	FRANKENMUTH GRP	12,676	11,573	42.31	45.27	6.08	60.81
	6	3548	TRAVELERS GRP	10,338	10,259	34.29	34.86	4.96	65.77
	7	234	VERMONT MUT GRP	7,853	7,359	29.00	28.39	3.76	69.53
	8	3098	TOKIO MARINE HOLDINGS INC GRP	7,498	7,072	30.39	26.55	3.59	73.13
	9	12	AMERICAN INTL GRP	4,748	4,196	40.50	38.46	2.28	75.40
	10	50	COUNTRY INS & FIN SERV GRP	4,584	4,816	32.69	33.03	2.20	77.60
			**STATE TOTAL **	208,619	202,084	34.23	36.29	100.00	100.00

PROPERTY AND CASUALTY INSURANCE INDUSTRY
MARKET SHARE REPORT - TOTAL PREMIUM
BY GROUP
05 - TOTAL COMMERCIAL MULTI-PERIL

May 15, 2014

STATE	Rank	Group/ Company Code	Group/ Company Name	Direct Premiums Written (000)	Direct Premiums Earned (000)	Direct Loss to EP Ratio	Direct Loss & DCC to EP Ratio	Market Share %	Cumulative Market Share %
Maryland	1	213	ERIE INS GRP	69,026	66,292	51.86	66.07	11.40	11.40
	2	3548	TRAVELERS GRP	61,482	62,511	43.67	48.07	10.16	21.56
	3	91	HARTFORD FIRE & CAS GRP	50,546	51,904	73.08	85.94	8.35	29.91
	4	140	NATIONWIDE CORP GRP	37,929	36,734	36.85	42.37	6.27	36.18
	5	111	LIBERTY MUT GRP	29,185	29,638	33.42	40.03	4.82	41.00
	6	176	STATE FARM GRP	28,902	28,710	62.17	68.61	4.78	45.78
	7	447	HARFORD GRP	28,883	27,134	54.02	59.80	4.77	50.55
	8	38	CHUBB INC GRP	22,031	21,200	29.28	28.80	3.64	54.19
	9	218	CNA INS GRP	21,252	21,490	46.09	52.89	3.51	57.70
	10	3098	TOKIO MARINE HOLDINGS INC GRP	19,197	19,196	28.54	33.02	3.17	60.87
			**STATE TOTAL **	605,264	596,585	54.14	60.74	100.00	100.00
Massachusetts	1	3548	TRAVELERS GRP	127,831	132,303	33.64	37.15	12.17	12.17
	2	88	THE HANOVER INS GRP	71,786	70,432	24.95	27.80	6.84	19.01
	3	111	LIBERTY MUT GRP	65,445	66,108	46.90	56.70	6.23	25.25
	4	3098	TOKIO MARINE HOLDINGS INC GRP	60,770	57,432	41.09	48.85	5.79	31.03
	5	38	CHUBB INC GRP	59,718	58,249	29.34	29.90	5.69	36.72
	6	234	VERMONT MUT GRP	50,452	47,571	33.41	33.56	4.81	41.53
	7	91	HARTFORD FIRE & CAS GRP	41,020	41,230	15.99	17.67	3.91	45.43
	8	98	WR BERKLEY CORP GRP	38,752	37,174	32.83	35.98	3.69	49.12
	9	140	NATIONWIDE CORP GRP	38,152	36,464	35.73	43.66	3.63	52.76
	10	218	CNA INS GRP	34,175	33,671	30.69	40.87	3.25	56.01
			**STATE TOTAL **	1,049,956	1,029,107	37.20	41.70	100.00	100.00
Michigan	1	280	AUTO OWNERS GRP	115,536	113,545	44.82	51.48	11.43	11.43
	2	88	THE HANOVER INS GRP	70,738	71,348	48.85	54.75	7.00	18.43
	3	3548	TRAVELERS GRP	67,126	69,375	69.22	74.36	6.64	25.07
	4	244	CINCINNATI FIN GRP	49,067	47,611	61.71	64.63	4.86	29.93
	5	140	NATIONWIDE CORP GRP	41,574	40,259	34.05	39.75	4.11	34.04
	6	91	HARTFORD FIRE & CAS GRP	37,234	37,894	33.55	34.39	3.68	37.73
	7	38	CHUBB INC GRP	37,005	39,061	36.19	36.70	3.66	41.39
	8	1309	FRANKENMUTH GRP	36,513	36,309	56.00	67.19	3.61	45.00
	9	14176	HASTINGS MUT INS CO	34,372	32,966	68.36	76.66	3.40	48.40
	10	3098	TOKIO MARINE HOLDINGS INC GRP	31,562	30,250	25.53	29.98	3.12	51.53
			**STATE TOTAL **	1,010,627	992,033	51.83	57.19	100.00	100.00
Minnesota	1	473	AMERICAN FAMILY INS GRP	62,013	59,400	112.54	108.55	9.38	9.38
	2	3548	TRAVELERS GRP	55,021	54,224	47.95	53.30	8.32	17.69
	3	280	AUTO OWNERS GRP	54,848	52,657	47.72	60.51	8.29	25.99
	4	176	STATE FARM GRP	48,121	46,240	48.18	48.34	7.28	33.26
	5	140	NATIONWIDE CORP GRP	30,932	29,190	25.67	30.48	4.68	37.94
	6	244	CINCINNATI FIN GRP	27,995	27,579	69.31	76.38	4.23	42.17
	7	38	CHUBB INC GRP	22,530	22,263	44.41	45.70	3.41	45.58
	8	88	THE HANOVER INS GRP	20,640	19,654	68.43	76.05	3.12	48.70
	9	111	LIBERTY MUT GRP	20,042	21,359	51.50	58.86	3.03	51.73
	10	98	WR BERKLEY CORP GRP	19,788	20,766	32.82	38.31	2.99	54.72
			**STATE TOTAL **	661,442	645,885	63.10	66.97	100.00	100.00
Mississippi	1	3548	TRAVELERS GRP	35,053	34,749	95.05	99.56	10.62	10.62
	2	212	ZURICH INS GRP	29,899	31,023	126.38	133.60	9.06	19.69
	3	140	NATIONWIDE CORP GRP	28,547	27,448	179.66	187.63	8.65	28.34
	4	176	STATE FARM GRP	19,057	19,053	91.64	93.23	5.78	34.11
	5	98	WR BERKLEY CORP GRP	15,206	15,386	75.93	85.22	4.61	38.72
	6	474	FCCI MUT INS GRP	14,365	13,731	46.53	49.19	4.35	43.08
	7	111	LIBERTY MUT GRP	13,251	12,359	55.10	59.41	4.02	47.09
	8	218	CNA INS GRP	11,168	11,457	135.61	145.79	3.38	50.48
	9	38	CHUBB INC GRP	10,778	11,070	64.21	64.04	3.27	53.74
	10	175	STATE AUTO MUT GRP	10,451	9,817	74.55	80.39	3.17	56.91
			**STATE TOTAL **	329,949	324,684	106.72	113.48	100.00	100.00

PROPERTY AND CASUALTY INSURANCE INDUSTRY
MARKET SHARE REPORT - TOTAL PREMIUM
BY GROUP
05 - TOTAL COMMERCIAL MULTI-PERIL

May 15, 2014

STATE	Rank	Group/ Company Code	Group/ Company Name	Direct Premiums Written (000)	Direct Premiums Earned (000)	Direct Loss to EP Ratio	Direct Loss & DCC to EP Ratio	Market Share %	Cumulative Market Share %
Missouri	1	473	AMERICAN FAMILY INS GRP	70,852	67,438	55.65	56.90	9.79	9.79
	2	3548	TRAVELERS GRP	57,383	57,383	43.78	53.74	7.93	17.72
	3	244	CINCINNATI FIN GRP	41,731	40,127	20.49	25.75	5.77	23.49
	4	3098	TOKIO MARINE HOLDINGS INC GRP	39,139	37,880	30.30	35.33	5.41	28.90
	5	140	NATIONWIDE CORP GRP	38,060	36,480	49.05	55.15	5.26	34.16
	6	111	LIBERTY MUT GRP	34,795	35,845	38.25	45.08	4.81	38.97
	7	91	HARTFORD FIRE & CAS GRP	32,805	32,955	18.28	16.55	4.53	43.50
	8	176	STATE FARM GRP	31,773	31,782	44.42	50.66	4.39	47.90
	9	38	CHUBB INC GRP	26,224	26,608	46.65	50.98	3.62	51.52
	10	807	COLUMBIA INS GRP	25,323	24,429	36.27	41.10	3.50	55.02
			STATE TOTAL	723,523	710,808	48.32	53.37	100.00	100.00
Montana	1	111	LIBERTY MUT GRP	15,610	14,922	51.99	63.62	9.92	9.92
	2	3548	TRAVELERS GRP	14,153	14,901	17.99	23.02	9.00	18.92
	3	244	CINCINNATI FIN GRP	13,941	13,088	4.39	15.11	8.86	27.78
	4	69	FARMERS INS GRP	10,328	9,656	55.99	60.67	6.56	34.34
	5	140	NATIONWIDE CORP GRP	10,071	9,312	24.76	28.96	6.40	40.74
	6	3098	TOKIO MARINE HOLDINGS INC GRP	9,096	8,268	33.60	40.52	5.78	46.52
	7	4683	MOUNTAIN WEST FARM GRP	7,384	7,103	77.75	93.33	4.69	51.22
	8	98	WR BERKLEY CORP GRP	6,251	5,906	59.70	67.62	3.97	55.19
	9	28436	FARMERS UNION MUT INS CO	5,821	5,719	27.54	38.39	3.70	58.89
	10	176	STATE FARM GRP	5,609	5,506	23.90	27.12	3.56	62.46
			STATE TOTAL	157,334	152,008	43.08	50.53	100.00	100.00
Nebraska	1	140	NATIONWIDE CORP GRP	33,428	31,759	133.23	135.24	13.79	13.79
	2	176	STATE FARM GRP	24,122	23,734	89.09	91.19	9.95	23.74
	3	3548	TRAVELERS GRP	23,232	23,013	133.65	139.27	9.58	33.33
	4	807	COLUMBIA INS GRP	15,002	14,753	60.06	63.05	6.19	39.52
	5	98	WR BERKLEY CORP GRP	13,953	13,493	55.88	59.05	5.76	45.27
	6	244	CINCINNATI FIN GRP	12,721	11,948	91.13	93.95	5.25	50.52
	7	513	IOWA FARM BUREAU GRP	9,315	8,606	55.51	60.50	3.84	54.36
	8	38	CHUBB INC GRP	8,242	8,314	35.04	46.39	3.40	57.76
	9	280	AUTO OWNERS GRP	7,486	7,223	47.36	55.47	3.09	60.85
	10	91	HARTFORD FIRE & CAS GRP	7,215	7,506	29.91	26.36	2.98	63.83
			STATE TOTAL	242,392	237,469	87.58	89.89	100.00	100.00
Nevada	1	69	FARMERS INS GRP	35,166	34,224	55.71	62.52	12.16	12.16
	2	3548	TRAVELERS GRP	31,020	30,579	36.48	54.06	10.73	22.90
	3	111	LIBERTY MUT GRP	19,704	19,140	41.08	50.54	6.82	29.71
	4	218	CNA INS GRP	17,640	17,363	44.71	68.05	6.10	35.81
	5	140	NATIONWIDE CORP GRP	17,302	16,257	56.83	64.85	5.99	41.80
	6	91	HARTFORD FIRE & CAS GRP	16,154	15,875	72.47	103.33	5.59	47.39
	7	796	QBE INS GRP	14,188	16,034	29.24	31.44	4.91	52.29
	8	8	ALLSTATE INS GRP	13,879	13,859	34.46	36.92	4.80	57.09
	9	38	CHUBB INC GRP	12,426	12,854	50.31	63.78	4.30	61.39
	10	3098	TOKIO MARINE HOLDINGS INC GRP	11,192	10,860	57.86	79.29	3.87	65.26
			STATE TOTAL	289,086	284,531	50.95	61.55	100.00	100.00
New Hampshire	1	111	LIBERTY MUT GRP	31,864	31,734	52.16	59.28	14.59	14.59
	2	98	WR BERKLEY CORP GRP	24,493	23,805	60.63	62.37	11.21	25.80
	3	88	THE HANOVER INS GRP	18,774	18,407	48.78	51.24	8.60	34.40
	4	3548	TRAVELERS GRP	13,642	13,852	27.96	30.75	6.25	40.65
	5	234	VERMONT MUT GRP	11,707	11,190	26.06	26.20	5.36	46.01
	6	15997	MMG INS CO	9,025	8,478	45.12	48.41	4.13	50.14
	7	195	UNION MUTUAL FIRE INS GRP	8,409	7,783	48.24	49.91	3.85	53.99
	8	3098	TOKIO MARINE HOLDINGS INC GRP	8,398	7,725	63.59	64.29	3.85	57.84
	9	311	MAIN STREET AMER GRP	7,069	6,847	51.26	54.12	3.24	61.07
	10	50	COUNTRY INS & FIN SERV GRP	6,968	6,931	91.91	94.57	3.19	64.26
			STATE TOTAL	218,398	212,976	43.72	46.06	100.00	100.00

PROPERTY AND CASUALTY INSURANCE INDUSTRY
MARKET SHARE REPORT - TOTAL PREMIUM
BY GROUP
05 - TOTAL COMMERCIAL MULTI-PERIL

May 15, 2014

STATE	Rank	Group/ Company Code	Group/ Company Name	Direct Premiums Written (000)	Direct Premiums Earned (000)	Direct Loss to EP Ratio	Direct Loss & DCC to EP Ratio	Market Share %	Cumulative Market Share %
New Jersey	1	3548	TRAVELERS GRP	127,258	127,369	34.90	41.90	9.23	9.23
	2	111	LIBERTY MUT GRP	105,492	103,189	36.34	46.76	7.65	16.87
	3	91	HARTFORD FIRE & CAS GRP	104,776	103,229	32.97	49.62	7.60	24.47
	4	140	NATIONWIDE CORP GRP	88,375	81,169	45.79	61.59	6.41	30.87
	5	38	CHUBB INC GRP	82,968	83,357	- 12.24	- 4.03	6.01	36.89
	6	3098	TOKIO MARINE HOLDINGS INC GRP	61,140	55,561	45.33	60.71	4.43	41.32
	7	222	GREATER NY GRP	54,106	51,838	39.41	46.08	3.92	45.24
	8	218	CNA INS GRP	53,932	54,159	39.10	59.00	3.91	49.15
	9	88	THE HANOVER INS GRP	53,400	52,531	41.96	45.62	3.87	53.02
	10	796	QBE INS GRP	51,085	44,961	65.77	78.91	3.70	56.73
			STATE TOTAL	1,379,459	1,339,988	44.08	54.41	100.00	100.00
New Mexico	1	111	LIBERTY MUT GRP	20,202	20,372	47.68	54.07	9.43	9.43
	2	69	FARMERS INS GRP	19,244	19,182	39.22	40.90	8.98	18.40
	3	3548	TRAVELERS GRP	19,052	18,940	49.23	54.38	8.89	27.29
	4	218	CNA INS GRP	14,085	13,993	38.58	54.28	6.57	33.86
	5	3098	TOKIO MARINE HOLDINGS INC GRP	12,313	11,879	38.13	39.80	5.74	39.61
	6	91	HARTFORD FIRE & CAS GRP	10,653	10,431	45.70	61.57	4.97	44.58
	7	140	NATIONWIDE CORP GRP	10,337	9,366	41.38	47.64	4.82	49.40
	8	176	STATE FARM GRP	8,743	8,744	46.88	46.15	4.08	53.48
	9	791	MOUNTAIN STATES INS CO GRP	7,553	7,837	45.94	68.26	3.52	57.00
	10	8	ALLSTATE INS GRP	7,425	7,435	50.82	52.17	3.46	60.47
			STATE TOTAL	214,342	209,463	46.56	53.66	100.00	100.00
New York	1	3548	TRAVELERS GRP	287,817	291,060	34.32	39.79	8.08	8.08
	2	140	NATIONWIDE CORP GRP	272,712	250,144	60.69	72.54	7.65	15.73
	3	38	CHUBB INC GRP	229,515	230,543	- 19.29	- 11.32	6.44	22.18
	4	3098	TOKIO MARINE HOLDINGS INC GRP	218,792	206,592	52.25	65.01	6.14	28.32
	5	3703	TOWER GRP	211,271	228,483	64.66	78.45	5.93	34.25
	6	91	HARTFORD FIRE & CAS GRP	182,571	180,995	60.21	81.43	5.12	39.37
	7	222	GREATER NY GRP	146,871	142,123	31.53	39.63	4.12	43.49
	8	111	LIBERTY MUT GRP	112,645	114,313	44.22	54.00	3.16	46.66
	9	88	THE HANOVER INS GRP	112,085	108,569	32.81	34.40	3.15	49.80
	10	218	CNA INS GRP	102,315	98,844	49.71	69.26	2.87	52.67
			STATE TOTAL	3,562,625	3,459,137	46.60	56.52	100.00	100.00
North Carolina	1	796	QBE INS GRP	107,790	147,386	32.81	34.07	11.29	11.29
	2	140	NATIONWIDE CORP GRP	95,658	90,242	28.00	32.43	10.02	21.31
	3	3548	TRAVELERS GRP	86,408	84,779	29.45	30.97	9.05	30.36
	4	213	ERIE INS GRP	56,999	53,502	38.94	41.16	5.97	36.33
	5	244	CINCINNATI FIN GRP	55,252	55,227	40.86	43.33	5.79	42.12
	6	91	HARTFORD FIRE & CAS GRP	49,192	50,046	39.99	41.09	5.15	47.27
	7	280	AUTO OWNERS GRP	39,538	38,122	45.69	59.93	4.14	51.41
	8	111	LIBERTY MUT GRP	34,598	38,076	33.49	35.64	3.62	55.04
	9	38	CHUBB INC GRP	33,180	33,021	19.41	20.94	3.48	58.51
	10	176	STATE FARM GRP	25,992	25,932	27.64	31.26	2.72	61.24
			STATE TOTAL	954,686	976,198	34.07	37.83	100.00	100.00
North Dakota	1	140	NATIONWIDE CORP GRP	16,648	16,737	35.91	38.43	12.36	12.36
	2	98	WR BERKLEY CORP GRP	11,955	11,469	62.35	68.55	8.87	21.23
	3	244	CINCINNATI FIN GRP	8,869	8,401	33.78	37.11	6.58	27.82
	4	3548	TRAVELERS GRP	8,698	8,809	67.36	74.10	6.46	34.27
	5	280	AUTO OWNERS GRP	8,250	8,382	55.36	78.91	6.12	40.40
	6	32670	FARMERS UNION MUT INS CO	5,517	5,335	86.21	86.04	4.10	44.49
	7	14184	ACUITY A MUT INS CO	5,460	5,074	21.46	23.24	4.05	48.55
	8	175	STATE AUTO MUT GRP	5,286	5,132	44.73	47.50	3.92	52.47
	9	23574	MIDWEST FAMILY MUT INS CO	4,370	4,315	40.37	47.40	3.24	55.71
	10	518	GRINNELL MUT GRP	4,280	3,990	70.48	74.16	3.18	58.89
			STATE TOTAL	134,713	130,877	44.73	51.10	100.00	100.00

PROPERTY AND CASUALTY INSURANCE INDUSTRY
MARKET SHARE REPORT - TOTAL PREMIUM
BY GROUP
05 - TOTAL COMMERCIAL MULTI-PERIL

May 15, 2014

STATE	Rank	Group/ Company Code	Group/ Company Name	Direct Premiums Written (000)	Direct Premiums Earned (000)	Direct Loss to EP Ratio	Direct Loss & DCC to EP Ratio	Market Share %	Cumulative Market Share %
Ohio	1	244	CINCINNATI FIN GRP	167,213	161,840	42.64	47.64	13.88	13.88
	2	228	WESTFIELD GRP	106,921	105,470	37.55	44.42	8.88	22.76
	3	3548	TRAVELERS GRP	79,205	79,765	49.88	57.65	6.58	29.33
	4	111	LIBERTY MUT GRP	65,843	66,655	58.23	64.99	5.47	34.80
	5	213	ERIE INS GRP	64,641	62,000	39.76	44.87	5.37	40.17
	6	140	NATIONWIDE CORP GRP	60,341	59,889	48.49	54.87	5.01	45.18
	7	176	STATE FARM GRP	54,452	52,293	58.87	61.68	4.52	49.70
	8	280	AUTO OWNERS GRP	47,394	45,509	39.87	51.38	3.93	53.63
	9	38	CHUBB INC GRP	44,961	44,723	17.95	15.69	3.73	57.37
	10	218	CNA INS GRP	37,141	34,732	25.05	24.51	3.08	60.45
			**STATE TOTAL **	1,204,507	1,175,082	41.14	45.71	100.00	100.00
Oklahoma	1	3548	TRAVELERS GRP	53,123	54,684	147.04	155.52	10.69	10.69
	2	69	FARMERS INS GRP	39,917	38,294	98.55	100.47	8.03	18.73
	3	38	CHUBB INC GRP	29,876	29,932	284.98	353.45	6.01	24.74
	4	218	CNA INS GRP	29,205	27,568	119.97	130.98	5.88	30.62
	5	91	HARTFORD FIRE & CAS GRP	28,206	27,275	112.73	116.84	5.68	36.29
	6	111	LIBERTY MUT GRP	27,111	27,254	66.33	72.21	5.46	41.75
	7	176	STATE FARM GRP	25,060	23,913	79.98	81.37	5.04	46.79
	8	3098	TOKIO MARINE HOLDINGS INC GRP	18,493	18,491	56.33	63.89	3.72	50.52
	9	13528	BROTHERHOOD MUT INS CO	17,152	16,322	86.90	90.12	3.45	53.97
	10	212	ZURICH INS GRP	13,521	14,379	198.74	198.23	2.72	56.69
			**STATE TOTAL **	496,846	484,328	113.23	122.33	100.00	100.00
Oregon	1	111	LIBERTY MUT GRP	76,343	74,547	31.65	40.91	17.64	17.64
	2	69	FARMERS INS GRP	50,085	49,974	40.49	41.50	11.57	29.21
	3	3548	TRAVELERS GRP	27,170	27,727	35.86	34.67	6.28	35.49
	4	176	STATE FARM GRP	24,175	24,295	32.62	35.80	5.59	41.07
	5	3098	TOKIO MARINE HOLDINGS INC GRP	19,102	18,130	34.41	37.33	4.41	45.48
	6	796	QBE INS GRP	16,910	17,106	32.43	31.29	3.91	49.39
	7	140	NATIONWIDE CORP GRP	16,845	15,223	68.40	74.18	3.89	53.28
	8	218	CNA INS GRP	15,801	15,463	12.58	33.33	3.65	56.93
	9	91	HARTFORD FIRE & CAS GRP	13,831	13,779	24.60	21.20	3.20	60.13
	10	38	CHUBB INC GRP	13,180	12,551	27.07	57.47	3.04	63.17
			**STATE TOTAL **	432,845	425,074	36.74	43.50	100.00	100.00
Pennsylvania	1	213	ERIE INS GRP	213,503	205,438	42.86	51.96	12.98	12.98
	2	3548	TRAVELERS GRP	131,091	132,126	44.15	52.00	7.97	20.95
	3	140	NATIONWIDE CORP GRP	112,639	111,670	41.37	49.53	6.85	27.80
	4	111	LIBERTY MUT GRP	85,392	86,433	38.55	46.88	5.19	32.99
	5	3098	TOKIO MARINE HOLDINGS INC GRP	80,642	78,096	52.65	64.65	4.90	37.89
	6	38	CHUBB INC GRP	76,567	78,645	17.49	23.44	4.66	42.55
	7	244	CINCINNATI FIN GRP	65,603	62,667	26.91	34.58	3.99	46.54
	8	91	HARTFORD FIRE & CAS GRP	51,732	51,818	52.26	56.33	3.15	49.68
	9	8	ALLSTATE INS GRP	44,955	44,693	33.81	37.55	2.73	52.42
	10	250	DONEGAL GRP	40,566	39,296	47.49	56.33	2.47	54.88
			**STATE TOTAL **	1,644,791	1,616,652	44.02	52.21	100.00	100.00
Rhode Island	1	140	NATIONWIDE CORP GRP	13,615	13,117	49.83	57.44	9.08	9.08
	2	3548	TRAVELERS GRP	12,864	13,101	47.45	47.45	8.58	17.65
	3	111	LIBERTY MUT GRP	12,108	12,327	30.74	33.55	8.07	25.73
	4	3098	TOKIO MARINE HOLDINGS INC GRP	9,477	8,647	58.13	73.18	6.32	32.04
	5	38	CHUBB INC GRP	8,963	8,997	35.81	38.38	5.98	38.02
	6	91	HARTFORD FIRE & CAS GRP	7,094	7,227	- 28.03	- 63.95	4.73	42.75
	7	311	MAIN STREET AMER GRP	6,228	6,089	38.35	47.04	4.15	46.90
	8	218	CNA INS GRP	5,739	5,542	37.44	35.95	3.83	50.73
	9	8	ALLSTATE INS GRP	5,525	5,528	58.97	62.91	3.68	54.41
	10	88	THE HANOVER INS GRP	5,110	5,086	41.39	51.22	3.41	57.82
			**STATE TOTAL **	149,992	147,126	40.39	41.05	100.00	100.00

PROPERTY AND CASUALTY INSURANCE INDUSTRY
MARKET SHARE REPORT - TOTAL PREMIUM
BY GROUP
05 - TOTAL COMMERCIAL MULTI-PERIL

May 15, 2014

STATE	Rank	Group/ Company Code	Group/ Company Name	Direct Premiums Written (000)	Direct Premiums Earned (000)	Direct Loss to EP Ratio	Direct Loss & DCC to EP Ratio	Market Share %	Cumulative Market Share %
South Carolina	1	3548	TRAVELERS GRP	39,047	39,162	28.08	31.59	8.62	8.62
	2	140	NATIONWIDE CORP GRP	35,837	34,774	58.77	66.22	7.91	16.53
	3	91	HARTFORD FIRE & CAS GRP	32,894	32,749	12.71	15.50	7.26	23.79
	4	280	AUTO OWNERS GRP	31,536	30,447	25.00	33.05	6.96	30.75
	5	111	LIBERTY MUT GRP	26,941	27,650	42.96	53.45	5.95	36.69
	6	176	STATE FARM GRP	25,740	24,889	16.25	18.30	5.68	42.37
	7	212	ZURICH INS GRP	18,449	21,798	6.26	26.71	4.07	46.44
	8	8	ALLSTATE INS GRP	17,043	16,671	28.97	30.29	3.76	50.20
	9	244	CINCINNATI FIN GRP	15,754	14,946	62.04	74.52	3.48	53.68
	10	26468	SOUTHERN MUT CHURCH INS CO	15,095	14,824	17.32	17.87	3.33	57.01
			**STATE TOTAL **	453,118	447,303	32.99	40.81	100.00	100.00
South Dakota	1	140	NATIONWIDE CORP GRP	13,789	15,195	111.35	114.23	11.16	11.16
	2	98	WR BERKLEY CORP GRP	12,068	11,545	64.21	70.75	9.77	20.93
	3	280	AUTO OWNERS GRP	8,792	8,343	84.04	102.12	7.12	28.05
	4	23574	MIDWEST FAMILY MUT INS CO	7,667	7,987	133.92	144.68	6.21	34.26
	5	3548	TRAVELERS GRP	6,859	7,386	67.76	74.22	5.55	39.81
	6	176	STATE FARM GRP	6,605	6,356	81.67	95.31	5.35	45.16
	7	473	AMERICAN FAMILY INS GRP	5,938	5,840	170.05	175.21	4.81	49.96
	8	796	QBE INS GRP	5,723	5,820	71.72	63.02	4.63	54.60
	9	14184	ACUITY A MUT INS CO	5,442	5,122	78.46	71.30	4.41	59.00
	10	3098	TOKIO MARINE HOLDINGS INC GRP	5,424	4,690	34.79	33.26	4.39	63.39
			**STATE TOTAL **	123,524	121,883	93.30	97.71	100.00	100.00
Tennessee	1	3548	TRAVELERS GRP	51,854	51,764	43.76	46.79	7.98	7.98
	2	280	AUTO OWNERS GRP	44,834	43,333	59.39	72.49	6.90	14.89
	3	244	CINCINNATI FIN GRP	43,510	41,682	37.97	44.44	6.70	21.59
	4	140	NATIONWIDE CORP GRP	35,580	34,050	55.93	61.31	5.48	27.07
	5	213	ERIE INS GRP	30,154	28,315	33.80	38.13	4.64	31.71
	6	111	LIBERTY MUT GRP	26,824	27,502	29.45	36.97	4.13	35.84
	7	176	STATE FARM GRP	24,671	24,453	38.17	40.68	3.80	39.64
	8	91	HARTFORD FIRE & CAS GRP	24,576	23,854	28.09	36.27	3.78	43.42
	9	3098	TOKIO MARINE HOLDINGS INC GRP	23,802	23,302	50.79	56.06	3.66	47.09
	10	38	CHUBB INC GRP	22,814	22,630	28.04	30.59	3.51	50.60
			**STATE TOTAL **	649,453	634,271	38.85	43.94	100.00	100.00
Texas	1	3548	TRAVELERS GRP	216,537	213,198	50.31	56.59	8.69	8.69
	2	91	HARTFORD FIRE & CAS GRP	200,310	196,230	67.66	78.73	8.04	16.74
	3	140	NATIONWIDE CORP GRP	181,162	172,662	51.35	57.86	7.27	24.01
	4	111	LIBERTY MUT GRP	177,607	172,933	42.09	48.90	7.13	31.14
	5	69	FARMERS INS GRP	141,764	136,313	67.42	69.68	5.69	36.84
	6	218	CNA INS GRP	123,364	119,505	51.48	66.58	4.95	41.79
	7	212	ZURICH INS GRP	118,672	126,115	44.10	45.47	4.77	46.55
	8	3098	TOKIO MARINE HOLDINGS INC GRP	95,797	92,179	45.55	54.32	3.85	50.40
	9	38	CHUBB INC GRP	93,152	96,496	37.57	40.19	3.74	54.14
	10	12	AMERICAN INTL GRP	90,966	82,445	27.38	31.14	3.65	57.79
			**STATE TOTAL **	2,490,427	2,430,502	49.35	55.77	100.00	100.00
Utah	1	3548	TRAVELERS GRP	32,461	33,708	33.87	41.80	13.58	13.58
	2	111	LIBERTY MUT GRP	19,607	19,454	44.72	53.15	8.21	21.79
	3	69	FARMERS INS GRP	18,598	18,304	37.91	39.85	7.78	29.57
	4	280	AUTO OWNERS GRP	17,383	16,486	50.05	81.81	7.27	36.85
	5	140	NATIONWIDE CORP GRP	15,540	14,216	47.23	50.31	6.50	43.35
	6	796	QBE INS GRP	11,484	11,379	37.75	38.24	4.81	48.16
	7	244	CINCINNATI FIN GRP	10,486	9,880	66.40	74.84	4.39	52.54
	8	176	STATE FARM GRP	9,888	9,930	44.97	62.27	4.14	56.68
	9	91	HARTFORD FIRE & CAS GRP	9,069	9,240	27.90	27.44	3.80	60.48
	10	218	CNA INS GRP	7,858	7,735	35.62	50.79	3.29	63.77
			**STATE TOTAL **	238,955	235,729	45.38	55.58	100.00	100.00

PROPERTY AND CASUALTY INSURANCE INDUSTRY
MARKET SHARE REPORT - TOTAL PREMIUM
BY GROUP
05 - TOTAL COMMERCIAL MULTI-PERIL

May 15, 2014

STATE	Rank	Group/ Company Code	Group/ Company Name	Direct Premiums Written (000)	Direct Premiums Earned (000)	Direct Loss to EP Ratio	Direct Loss & DCC to EP Ratio	Market Share %	Cumulative Market Share %
Vermont	1	4726	ARCHER DANIELS MIDLAND GRP	45,738	42,651	4.07	9.91	26.41	26.41
	2	111	LIBERTY MUT GRP	17,263	16,873	24.59	30.03	9.97	36.37
	3	98	WR BERKLEY CORP GRP	15,742	15,163	33.47	31.76	9.09	45.46
	4	234	VERMONT MUT GRP	11,615	11,134	27.73	26.22	6.71	52.17
	5	195	UNION MUTUAL FIRE INS GRP	9,057	8,869	38.79	41.66	5.23	57.39
	6	3548	TRAVELERS GRP	8,777	8,382	27.53	35.37	5.07	62.46
	7	244	CINCINNATI FIN GRP	7,151	6,578	39.46	44.21	4.13	66.59
	8	3098	TOKIO MARINE HOLDINGS INC GRP	5,988	5,786	16.70	19.27	3.46	70.05
	9	15997	MMG INS CO	4,953	4,693	27.30	30.67	2.86	72.91
	10	18686	CO OPERATIVE INS CO	4,536	4,456	54.61	55.23	2.62	75.52
			**STATE TOTAL **	173,215	166,316	27.09	31.36	100.00	100.00
Virginia	1	213	ERIE INS GRP	75,986	72,205	38.65	42.19	10.45	10.45
	2	140	NATIONWIDE CORP GRP	70,418	68,573	34.79	39.45	9.69	20.14
	3	3548	TRAVELERS GRP	68,411	68,501	31.95	37.21	9.41	29.55
	4	91	HARTFORD FIRE & CAS GRP	49,149	48,572	46.88	52.11	6.76	36.31
	5	244	CINCINNATI FIN GRP	36,926	35,661	18.99	21.45	5.08	41.39
	6	176	STATE FARM GRP	31,717	31,448	34.50	39.52	4.36	45.75
	7	38	CHUBB INC GRP	28,834	28,255	19.76	21.28	3.97	49.72
	8	111	LIBERTY MUT GRP	28,677	29,004	28.62	33.55	3.94	53.66
	9	88	THE HANOVER INS GRP	21,887	21,450	30.53	37.05	3.01	56.67
	10	3098	TOKIO MARINE HOLDINGS INC GRP	20,369	19,867	23.74	29.73	2.80	59.48
			**STATE TOTAL **	726,965	711,084	28.33	31.68	100.00	100.00
Washington	1	111	LIBERTY MUT GRP	130,940	126,500	38.31	48.26	17.57	17.57
	2	69	FARMERS INS GRP	81,634	81,289	58.33	59.27	10.95	28.53
	3	3548	TRAVELERS GRP	49,355	49,684	40.88	46.44	6.62	35.15
	4	796	QBE INS GRP	35,272	34,492	46.80	61.11	4.73	39.88
	5	3098	TOKIO MARINE HOLDINGS INC GRP	33,005	32,893	28.32	38.49	4.43	44.31
	6	218	CNA INS GRP	30,247	29,700	38.40	54.27	4.06	48.37
	7	8	ALLSTATE INS GRP	29,077	29,538	39.26	45.52	3.90	52.27
	8	91	HARTFORD FIRE & CAS GRP	28,608	28,758	38.76	46.35	3.84	56.11
	9	140	NATIONWIDE CORP GRP	27,415	26,535	50.07	53.04	3.68	59.79
	10	176	STATE FARM GRP	27,070	27,303	35.00	40.99	3.63	63.42
			**STATE TOTAL **	745,197	729,389	42.13	49.72	100.00	100.00
West Virginia	1	213	ERIE INS GRP	27,873	26,753	48.23	55.55	14.30	14.30
	2	3548	TRAVELERS GRP	23,783	23,600	38.24	43.77	12.20	26.51
	3	228	WESTFIELD GRP	20,052	20,211	36.48	46.53	10.29	36.80
	4	140	NATIONWIDE CORP GRP	15,798	15,271	30.05	36.07	8.11	44.91
	5	244	CINCINNATI FIN GRP	10,293	10,171	91.24	97.01	5.28	50.19
	6	12	AMERICAN INTL GRP	9,355	8,932	17.41	19.02	4.80	54.99
	7	38	CHUBB INC GRP	9,139	9,008	24.48	42.36	4.69	59.68
	8	175	STATE AUTO MUT GRP	7,328	6,839	44.48	53.44	3.76	63.44
	9	91	HARTFORD FIRE & CAS GRP	6,298	5,975	9.26	10.81	3.23	66.67
	10	111	LIBERTY MUT GRP	5,646	5,429	174.09	185.27	2.90	69.57
			**STATE TOTAL **	194,871	188,995	42.47	49.56	100.00	100.00
Wisconsin	1	3548	TRAVELERS GRP	54,143	53,432	141.98	152.19	8.55	8.55
	2	473	AMERICAN FAMILY INS GRP	43,189	43,209	43.14	42.98	6.82	15.36
	3	15261	SOCIETY INS	35,038	33,421	43.21	47.10	5.53	20.89
	4	796	QBE INS GRP	33,267	33,915	65.49	57.54	5.25	26.15
	5	280	AUTO OWNERS GRP	29,861	28,632	49.66	60.90	4.71	30.86
	6	244	CINCINNATI FIN GRP	29,309	29,150	21.01	27.77	4.63	35.49
	7	38	CHUBB INC GRP	28,698	28,606	46.34	45.02	4.53	40.02
	8	15091	RURAL MUT INS CO	23,518	22,960	47.36	55.61	3.71	43.73
	9	14184	ACUITY A MUT INS CO	22,221	21,137	43.25	46.28	3.51	47.24
	10	96	SECURA INS GRP	20,580	19,347	72.26	79.42	3.25	50.48
			**STATE TOTAL **	633,515	618,207	58.86	63.47	100.00	100.00

PROPERTY AND CASUALTY INSURANCE INDUSTRY
MARKET SHARE REPORT - TOTAL PREMIUM
BY GROUP
05 - TOTAL COMMERCIAL MULTI-PERIL

May 15, 2014

STATE	Rank	Group/ Company Code	Group/ Company Name	Direct Premiums Written (000)	Direct Premiums Earned (000)	Direct Loss to EP Ratio	Direct Loss & DCC to EP Ratio	Market Share %	Cumulative Market Share %
Wyoming	1	111	LIBERTY MUT GRP	13,260	13,125	65.57	68.26	14.23	14.23
	2	140	NATIONWIDE CORP GRP	9,131	8,377	62.14	71.18	9.80	24.02
	3	3548	TRAVELERS GRP	8,664	8,796	34.22	40.27	9.30	33.32
	4	4683	MOUNTAIN WEST FARM GRP	8,016	7,953	63.17	71.46	8.60	41.92
	5	69	FARMERS INS GRP	6,881	6,432	42.35	45.50	7.38	49.30
	6	3098	TOKIO MARINE HOLDINGS INC GRP	5,167	5,100	10.72	9.25	5.54	54.85
	7	12	AMERICAN INTL GRP	4,571	4,432	65.51	64.64	4.90	59.75
	8	176	STATE FARM GRP	4,527	4,385	49.76	49.71	4.86	64.61
	9	212	ZURICH INS GRP	3,021	3,204	24.42	33.92	3.24	67.85
	10	626	ACE LTD GRP	2,894	2,597	- 54.43	- 45.73	3.11	70.95
			STATE TOTAL	93,204	90,634	49.93	55.36	100.00	100.00
American Samoa	1	38	CHUBB INC GRP	2	1	11.78	12.05	100.00	100.00
			STATE TOTAL	2	1	11.78	12.05	100.00	100.00
Guam	1	3098	TOKIO MARINE HOLDINGS INC GRP	2,460	2,601	1.10	1.40	67.30	67.30
	2	18380	PACIFIC IND INS CO	774	811	24.91	25.37	21.18	88.47
	3	626	ACE LTD GRP	205	196	3.46	3.46	5.60	94.07
	4	13635	NIPPONKOA INS CO LTD	188	99	84.85	84.85	5.14	99.22
	5	38	CHUBB INC GRP	29	27	8.37	10.75	0.78	100.00
			STATE TOTAL	3,656	3,811	8.78	9.12	100.00	100.00
Puerto Rico	1	411	MAPFRE INS GRP	83,243	82,697	12.50	14.51	23.93	23.93
	2	4802	TRIPLE S GRP	70,870	73,599	27.91	31.90	20.37	44.30
	3	71	UNIVERSAL INS CO GRP	52,239	55,530	23.42	22.99	15.02	59.32
	4	3526	COOPERATIVA DE SEGUROS MULTIPLES GRP	45,855	41,806	13.85	18.88	13.18	72.50
	5	26778	INTEGRAND ASSUR CO	38,408	37,495	22.96	29.08	11.04	83.55
	6	4804	MULTINATIONAL GRP	19,007	18,026	6.90	8.69	5.46	89.01
	7	796	QBE INS GRP	13,106	9,928	27.43	28.29	3.77	92.78
	8	626	ACE LTD GRP	12,322	12,054	11.13	16.00	3.54	96.32
	9	10308	ANTILLES INS CO	6,762	6,486	18.13	21.35	1.94	98.26
	10	12	AMERICAN INTL GRP	3,134	3,168	27.41	86.83	0.90	99.16
			STATE TOTAL	347,853	344,943	19.11	22.43	100.00	100.00
U.S. Virgin Islands	1	161	TOPA EQUITIES LTD GRP	4,123	3,856	76.20	80.54	43.22	43.22
	2	626	ACE LTD GRP	2,179	2,312	- 18.18	- 18.91	22.85	66.07
	3	4706	LOCKHART CO GRP	1,087	1,177	17.74	20.15	11.39	77.46
	4	411	MAPFRE INS GRP	999	898	- 0.09	12.72	10.47	87.93
	5	26778	INTEGRAND ASSUR CO	525	525	28.76	28.76	5.50	93.44
	6	111	LIBERTY MUT GRP	364	359	- 28.19	- 28.19	3.82	97.25
	7	3526	COOPERATIVA DE SEGUROS MULTIPLES GRP	167	153	30.31	30.31	1.75	99.00
	8	218	CNA INS GRP	35	32	0.90	1.10	0.37	99.37
	9	38	CHUBB INC GRP	35	40	- 28.11	- 35.27	0.36	99.73
	10	3098	TOKIO MARINE HOLDINGS INC GRP	24	38	7.74	10.85	0.25	99.98
			STATE TOTAL	9,539	9,402	24.57	27.34	100.00	100.00
Northern Mariana Islands	1	3098	TOKIO MARINE HOLDINGS INC GRP	389	377	0.00	0.00	96.74	96.74
	2	18380	PACIFIC IND INS CO	12	12	0.00	0.00	3.09	99.83
	3	38	CHUBB INC GRP	1	1	11.69	11.86	0.17	100.00
			STATE TOTAL	402	390	0.02	0.02	100.00	100.00

PROPERTY AND CASUALTY INSURANCE INDUSTRY
MARKET SHARE REPORT - TOTAL PREMIUM
BY GROUP
05 - TOTAL COMMERCIAL MULTI-PERIL

May 15, 2014

STATE	Rank	Group/ Company Code	Group/ Company Name	Direct Premiums Written (000)	Direct Premiums Earned (000)	Direct Loss to EP Ratio	Direct Loss & DCC to EP Ratio	Market Share %	Cumulative Market Share %
Canada	1	176	STATE FARM GRP	56,957	56,262	48.83	55.91	48.04	48.04
	2	218	CNA INS GRP	34,302	31,614	61.27	63.15	28.93	76.97
	3	761	ALLIANZ INS GRP	12,058	11,184	20.94	22.91	10.17	87.14
	4	65	FM GLOBAL GRP	8,440	7,258	35.15	35.40	7.12	94.25
	5	84	AMERICAN FINANCIAL GRP	2,544	1,926	28.67	30.60	2.15	96.40
	6	98	WR BERKLEY CORP GRP	2,455	2,296	46.94	47.13	2.07	98.47
	7	91	HARTFORD FIRE & CAS GRP	1,438	1,543	0.29	1.78	1.21	99.68
	8	14354	JEWELERS MUT INS CO	1,259	1,223	67.93	75.34	1.06	100.00
	9	111	LIBERTY MUT GRP	882	1,075	-269.92	-271.12	0.74	100.00
	10	38	CHUBB INC GRP	417	540	2.22	4.23	0.35	100.00
			STATE TOTAL	118,570	115,428	43.74	47.94	100.00	100.00
Aggregate Other Alien	1	12	AMERICAN INTL GRP	46,455	21,573	- 9.16	- 17.50	48.48	48.48
	2	111	LIBERTY MUT GRP	16,646	19,719	67.66	69.08	17.37	65.85
	3	212	ZURICH INS GRP	9,523	8,638	8.10	14.45	9.94	75.79
	4	626	ACE LTD GRP	7,228	9,681	- 54.07	100.00	7.54	83.33
	5	38	CHUBB INC GRP	4,421	4,258	- 23.33	- 27.66	4.61	87.94
	6	13528	BROTHERHOOD MUT INS CO	2,493	2,382	10.05	10.41	2.60	90.54
	7	1129	WHITE MOUNTAINS GRP	2,216	2,139	- 29.85	- 38.04	2.31	92.86
	8	98	WR BERKLEY CORP GRP	1,953	1,524	7.81	11.55	2.04	94.89
	9	91	HARTFORD FIRE & CAS GRP	1,510	698	- 34.89	343.02	1.58	96.47
	10	761	ALLIANZ INS GRP	1,325	1,371	85.13	102.89	1.38	97.85
			STATE TOTAL	95,827	74,067	9.93	32.25	100.00	100.00

06—Mortgage Guaranty

PROPERTY AND CASUALTY INSURANCE INDUSTRY
MARKET SHARE REPORT - TOTAL PREMIUM
BY GROUP
06 - MORTGAGE GUARANTY

May 15, 2014

STATE	Rank	Group/ Company Code	Group/ Company Name	Direct Premiums Written (000)	Direct Premiums Earned (000)	Direct Loss to EP Ratio	Direct Loss & DCC to EP Ratio	Market Share %	Cumulative Market Share %
Countrywide	1	766	RADIAN GRP	1,032,326	866,142	62.65	62.65	22.69	22.69
	2	12	AMERICAN INTL GRP	994,646	749,139	64.92	64.85	21.86	44.55
	3	105	MGIC GRP	989,915	971,565	87.03	87.57	21.76	66.31
	4	4011	GENWORTH FIN GRP	583,010	569,907	69.47	69.47	12.81	79.12
	5	1135	PMI GRP	375,961	391,040	90.48	90.48	8.26	87.39
	6	150	OLD REPUBLIC GRP	285,062	296,679	48.53	58.24	6.27	93.65
	7	4694	ESSENT GRP	186,201	123,372	1.84	1.88	4.09	97.74
	8	306	CUNA MUT GRP	98,829	98,082	69.11	69.11	2.17	99.92
	9	4760	NMI HOLDINGS GRP	3,541	2,095	0.00	0.00	0.08	99.99
	10	626	ACE LTD GRP	138	138	26.70	78.96	0.00	100.00
	11	16047	SOUTHERN PIONEER PROP & CAS INS CO	104	104	24.88	24.88	0.00	100.00
			INDUSTRY TOTAL	4,549,733	4,068,262	69.77	70.59	100.00	100.00

PROPERTY AND CASUALTY INSURANCE INDUSTRY
MARKET SHARE REPORT - TOTAL PREMIUM
BY GROUP
06 - MORTGAGE GUARANTY

May 15, 2014

STATE	Rank	Group/ Company Code	Group/ Company Name	Direct Premiums Written (000)	Direct Premiums Earned (000)	Direct Loss to EP Ratio	Direct Loss & DCC to EP Ratio	Market Share %	Cumulative Market Share %
Alabama	1	12	AMERICAN INTL GRP	17,781	11,688	49.34	49.45	26.04	26.04
	2	766	RADIAN GRP	13,025	10,055	45.51	45.51	19.07	45.11
	3	105	MGIC GRP	11,919	12,021	99.92	100.40	17.45	62.57
	4	4011	GENWORTH FIN GRP	10,211	9,907	64.08	64.08	14.95	77.52
	5	150	OLD REPUBLIC GRP	6,152	6,863	69.71	75.80	9.01	86.53
	6	1135	PMI GRP	5,665	5,871	46.94	46.94	8.30	94.82
	7	4694	ESSENT GRP	2,911	1,440	- 3.70	- 3.79	4.26	99.09
	8	306	CUNA MUT GRP	623	606	123.90	123.90	0.91	100.00
			STATE TOTAL	68,287	58,452	63.20	64.03	100.00	100.00
Alaska	1	766	RADIAN GRP	4,737	4,498	- 2.05	- 2.05	30.17	30.17
	2	306	CUNA MUT GRP	4,228	3,779	28.52	28.52	26.93	57.11
	3	105	MGIC GRP	2,237	2,270	58.34	58.99	14.25	71.36
	4	4011	GENWORTH FIN GRP	1,790	1,878	20.39	20.39	11.40	82.76
	5	12	AMERICAN INTL GRP	1,169	731	34.35	34.28	7.45	90.21
	6	1135	PMI GRP	978	1,022	4.64	4.64	6.23	96.44
	7	150	OLD REPUBLIC GRP	304	304	- 1.34	0.66	1.94	98.37
	8	4694	ESSENT GRP	255	188	0.00	0.00	1.63	100.00
			STATE TOTAL	15,699	14,671	20.36	20.50	100.00	100.00
Arizona	1	766	RADIAN GRP	30,513	26,933	80.67	80.67	33.13	33.13
	2	4011	GENWORTH FIN GRP	16,641	16,127	89.47	89.47	18.07	51.20
	3	105	MGIC GRP	15,483	15,307	140.30	139.91	16.81	68.01
	4	12	AMERICAN INTL GRP	11,330	9,591	146.71	146.05	12.30	80.31
	5	1135	PMI GRP	6,577	6,794	96.65	96.65	7.14	87.45
	6	4694	ESSENT GRP	5,602	4,089	- 0.07	- 0.03	6.08	93.54
	7	150	OLD REPUBLIC GRP	4,842	4,930	123.29	141.14	5.26	98.79
	8	306	CUNA MUT GRP	1,106	1,087	113.52	113.52	1.20	100.00
	9	4760	NMI HOLDINGS GRP	4	2	0.00	0.00	0.00	100.00
			STATE TOTAL	92,097	84,861	100.85	101.74	100.00	100.00
Arkansas	1	12	AMERICAN INTL GRP	8,175	6,061	30.30	30.11	25.28	25.28
	2	150	OLD REPUBLIC GRP	6,194	6,395	31.12	35.94	19.15	44.43
	3	766	RADIAN GRP	4,556	4,066	47.87	47.87	14.09	58.51
	4	105	MGIC GRP	4,390	4,402	112.64	113.94	13.57	72.09
	5	4011	GENWORTH FIN GRP	3,618	3,750	74.79	74.79	11.19	83.27
	6	4694	ESSENT GRP	3,230	1,960	3.31	3.42	9.99	93.26
	7	1135	PMI GRP	1,887	1,934	3.43	3.43	5.83	99.10
	8	306	CUNA MUT GRP	189	277	84.81	84.81	0.58	99.68
	9	16047	SOUTHERN PIONEER PROP & CAS INS CO	104	104	25.00	25.00	0.32	100.00
	10	4760	NMI HOLDINGS GRP	0	0	0.00	0.00	0.00	100.00
			STATE TOTAL	32,342	28,948	48.11	49.34	100.00	100.00
California	1	766	RADIAN GRP	146,369	113,853	37.79	37.79	37.52	37.52
	2	105	MGIC GRP	73,969	72,078	40.18	39.21	18.96	56.48
	3	12	AMERICAN INTL GRP	56,465	46,718	87.66	87.40	14.47	70.95
	4	4011	GENWORTH FIN GRP	38,722	37,157	67.30	67.30	9.93	80.88
	5	1135	PMI GRP	25,834	28,369	145.32	145.32	6.62	87.50
	6	4694	ESSENT GRP	21,499	13,765	1.31	1.32	5.51	93.01
	7	150	OLD REPUBLIC GRP	19,675	19,781	45.11	65.51	5.04	98.05
	8	306	CUNA MUT GRP	7,571	7,963	60.57	60.57	1.94	99.99
	9	4760	NMI HOLDINGS GRP	24	8	0.00	0.00	0.01	100.00
			STATE TOTAL	390,128	339,691	56.85	57.79	100.00	100.00
Colorado	1	12	AMERICAN INTL GRP	35,013	20,960	25.79	25.73	28.89	28.89
	2	766	RADIAN GRP	30,961	23,488	20.25	20.25	25.55	54.45
	3	105	MGIC GRP	24,126	22,829	17.00	17.67	19.91	74.35
	4	4011	GENWORTH FIN GRP	10,558	9,857	47.00	47.00	8.71	83.07
	5	1135	PMI GRP	7,470	8,089	- 26.64	- 26.64	6.16	89.23
	6	4694	ESSENT GRP	6,259	4,114	0.65	0.66	5.17	94.40
	7	150	OLD REPUBLIC GRP	4,686	4,959	12.70	17.58	3.87	98.27
	8	306	CUNA MUT GRP	2,102	2,012	13.40	13.40	1.73	100.00
	9	4760	NMI HOLDINGS GRP	1	1	0.00	0.00	0.00	100.00
			STATE TOTAL	121,177	96,308	18.12	18.51	100.00	100.00

PROPERTY AND CASUALTY INSURANCE INDUSTRY
MARKET SHARE REPORT - TOTAL PREMIUM
BY GROUP
06 - MORTGAGE GUARANTY

May 15, 2014

STATE	Rank	Group/ Company Code	Group/ Company Name	Direct Premiums Written (000)	Direct Premiums Earned (000)	Direct Loss to EP Ratio	Direct Loss & DCC to EP Ratio	Market Share %	Cumulative Market Share %
Connecticut	1	105	MGIC GRP	13,802	13,794	122.37	123.21	23.58	23.58
	2	766	RADIAN GRP	12,974	11,227	57.89	57.89	22.16	45.74
	3	12	AMERICAN INTL GRP	11,480	10,545	72.94	73.00	19.61	65.35
	4	4011	GENWORTH FIN GRP	9,379	9,326	76.92	76.92	16.02	81.38
	5	1135	PMI GRP	4,709	4,846	- 49.76	- 49.76	8.04	89.42
	6	150	OLD REPUBLIC GRP	3,116	3,207	64.17	74.49	5.32	94.75
	7	4694	ESSENT GRP	2,460	1,833	2.89	2.95	4.20	98.95
	8	306	CUNA MUT GRP	613	631	65.02	65.02	1.05	100.00
	9	4760	NMI HOLDINGS GRP	2	2	0.00	0.00	0.00	100.00
			STATE TOTAL	58,537	55,412	69.22	70.03	100.00	100.00
Delaware	1	105	MGIC GRP	5,767	5,606	52.57	52.27	28.27	28.27
	2	766	RADIAN GRP	4,222	3,409	73.78	73.78	20.70	48.97
	3	12	AMERICAN INTL GRP	3,965	3,163	48.57	48.82	19.44	68.41
	4	4011	GENWORTH FIN GRP	2,206	2,159	73.19	73.19	10.81	79.22
	5	150	OLD REPUBLIC GRP	1,855	1,874	68.22	74.69	9.09	88.31
	6	1135	PMI GRP	1,466	1,509	15.14	15.14	7.19	95.50
	7	4694	ESSENT GRP	790	426	0.00	0.00	3.87	99.37
	8	306	CUNA MUT GRP	128	130	51.19	51.19	0.63	100.00
			STATE TOTAL	20,398	18,277	55.55	56.16	100.00	100.00
District Of Columbia	1	1135	PMI GRP	10,884	10,836	1109.82	1109.82	32.37	32.37
	2	12	AMERICAN INTL GRP	6,459	4,682	-143.88	-145.81	19.21	51.58
	3	150	OLD REPUBLIC GRP	6,218	6,758	-193.40	-169.27	18.49	70.08
	4	766	RADIAN GRP	3,791	2,739	8.75	8.75	11.28	81.35
	5	105	MGIC GRP	2,067	2,307	-226.88	-229.33	6.15	87.50
	6	4760	NMI HOLDINGS GRP	1,890	1,890	0.00	0.00	5.62	93.12
	7	4011	GENWORTH FIN GRP	1,344	1,307	12.74	12.74	4.00	97.12
	8	4694	ESSENT GRP	846	391	0.00	0.00	2.51	99.63
	9	306	CUNA MUT GRP	123	122	- 13.93	- 13.93	0.37	100.00
			STATE TOTAL	33,622	31,033	308.09	312.88	100.00	100.00
Florida	1	766	RADIAN GRP	66,971	61,054	163.42	163.42	28.63	28.63
	2	105	MGIC GRP	41,739	41,400	355.75	359.06	17.85	46.48
	3	12	AMERICAN INTL GRP	35,794	33,788	197.38	196.95	15.30	61.78
	4	4011	GENWORTH FIN GRP	30,182	30,003	68.95	68.95	12.90	74.68
	5	1135	PMI GRP	28,871	29,013	49.82	49.82	12.34	87.03
	6	150	OLD REPUBLIC GRP	18,504	18,750	88.06	105.24	7.91	94.94
	7	4694	ESSENT GRP	7,247	5,352	0.40	0.43	3.10	98.04
	8	306	CUNA MUT GRP	4,589	4,673	195.97	195.97	1.96	100.00
			STATE TOTAL	233,896	224,035	167.20	169.18	100.00	100.00
Georgia	1	766	RADIAN GRP	43,717	36,930	61.48	61.48	25.64	25.64
	2	12	AMERICAN INTL GRP	33,486	29,595	63.06	62.82	19.64	45.28
	3	105	MGIC GRP	32,219	31,833	88.35	88.33	18.90	64.17
	4	4011	GENWORTH FIN GRP	21,373	20,795	87.96	87.96	12.53	76.71
	5	1135	PMI GRP	16,354	16,632	- 2.17	- 2.17	9.59	86.30
	6	150	OLD REPUBLIC GRP	14,210	14,369	47.73	55.58	8.33	94.63
	7	4694	ESSENT GRP	6,645	4,389	3.53	3.59	3.90	98.53
	8	306	CUNA MUT GRP	2,503	2,182	80.59	80.59	1.47	100.00
	9	4760	NMI HOLDINGS GRP	1	1	0.00	0.00	0.00	100.00
			STATE TOTAL	170,507	156,726	61.38	62.05	100.00	100.00
Hawaii	1	105	MGIC GRP	6,379	6,453	15.97	15.89	30.76	30.76
	2	766	RADIAN GRP	5,741	4,552	12.23	12.23	27.69	58.45
	3	12	AMERICAN INTL GRP	2,909	1,450	58.97	59.17	14.03	72.48
	4	1135	PMI GRP	2,875	2,944	9.57	9.57	13.86	86.34
	5	4011	GENWORTH FIN GRP	1,511	1,469	5.79	5.79	7.29	93.63
	6	4694	ESSENT GRP	518	364	0.00	0.00	2.50	96.13
	7	150	OLD REPUBLIC GRP	403	403	- 3.51	5.67	1.95	98.07
	8	306	CUNA MUT GRP	400	386	- 23.97	- 23.97	1.93	100.00
			STATE TOTAL	20,736	18,023	15.00	15.19	100.00	100.00

PROPERTY AND CASUALTY INSURANCE INDUSTRY
MARKET SHARE REPORT - TOTAL PREMIUM
BY GROUP
06 - MORTGAGE GUARANTY

May 15, 2014

STATE	Rank	Group/ Company Code	Group/ Company Name	Direct Premiums Written (000)	Direct Premiums Earned (000)	Direct Loss to EP Ratio	Direct Loss & DCC to EP Ratio	Market Share %	Cumulative Market Share %
Idaho	1	766	RADIAN GRP	7,264	6,110	94.34	94.34	28.21	28.21
	2	105	MGIC GRP	6,301	6,262	85.50	86.10	24.47	52.68
	3	4011	GENWORTH FIN GRP	3,575	4,062	205.38	205.38	13.88	66.57
	4	12	AMERICAN INTL GRP	3,487	2,307	45.26	44.95	13.54	80.11
	5	1135	PMI GRP	1,577	1,616	12.68	12.68	6.13	86.24
	6	306	CUNA MUT GRP	1,302	1,239	13.99	13.99	5.06	91.29
	7	4694	ESSENT GRP	1,196	828	9.47	9.77	4.64	95.93
	8	150	OLD REPUBLIC GRP	1,047	1,066	48.65	59.57	4.07	100.00
			STATE TOTAL	25,747	23,488	91.45	92.08	100.00	100.00
Illinois	1	766	RADIAN GRP	55,895	47,577	111.39	111.39	26.55	26.55
	2	12	AMERICAN INTL GRP	41,275	35,448	137.74	137.59	19.61	46.15
	3	105	MGIC GRP	39,195	38,991	146.40	146.58	18.62	64.77
	4	4011	GENWORTH FIN GRP	30,684	29,642	107.16	107.16	14.57	79.35
	5	1135	PMI GRP	19,949	20,334	32.60	32.60	9.48	88.82
	6	150	OLD REPUBLIC GRP	14,249	14,424	102.09	111.74	6.77	95.59
	7	4694	ESSENT GRP	6,562	4,915	5.56	5.65	3.12	98.71
	8	306	CUNA MUT GRP	2,721	2,704	86.31	86.31	1.29	100.00
	9	4760	NMI HOLDINGS GRP	1	1	0.00	0.00	0.00	100.00
			STATE TOTAL	210,531	194,036	110.61	111.34	100.00	100.00
Indiana	1	12	AMERICAN INTL GRP	30,543	24,804	49.38	49.29	30.01	30.01
	2	105	MGIC GRP	24,693	24,711	56.87	57.33	24.26	54.28
	3	766	RADIAN GRP	16,248	14,566	61.87	61.87	15.97	70.24
	4	4011	GENWORTH FIN GRP	13,469	13,182	45.25	45.25	13.23	83.48
	5	1135	PMI GRP	6,355	6,563	3.08	3.08	6.24	89.72
	6	150	OLD REPUBLIC GRP	6,007	6,226	75.15	82.27	5.90	95.62
	7	4694	ESSENT GRP	2,876	2,183	7.58	7.75	2.83	98.45
	8	306	CUNA MUT GRP	1,579	1,568	49.58	49.58	1.55	100.00
			STATE TOTAL	101,770	93,803	50.21	50.79	100.00	100.00
Iowa	1	12	AMERICAN INTL GRP	15,396	11,855	36.20	36.05	31.19	31.19
	2	105	MGIC GRP	10,408	10,169	65.11	65.51	21.09	52.28
	3	4011	GENWORTH FIN GRP	5,764	5,719	48.20	48.20	11.68	63.96
	4	1135	PMI GRP	5,460	5,619	426.25	426.25	11.06	75.02
	5	766	RADIAN GRP	5,276	4,717	45.53	45.53	10.69	85.71
	6	150	OLD REPUBLIC GRP	3,835	3,941	39.91	46.00	7.77	93.48
	7	306	CUNA MUT GRP	1,643	1,671	53.08	53.08	3.33	96.81
	8	4694	ESSENT GRP	1,576	998	- 0.06	- 0.12	3.19	100.00
			STATE TOTAL	49,357	44,689	94.49	95.08	100.00	100.00
Kansas	1	12	AMERICAN INTL GRP	14,298	11,178	28.77	28.69	31.63	31.63
	2	105	MGIC GRP	9,357	9,242	48.13	48.59	20.70	52.32
	3	4011	GENWORTH FIN GRP	8,174	8,914	41.37	41.37	18.08	70.40
	4	766	RADIAN GRP	5,911	5,081	42.86	42.86	13.07	83.48
	5	150	OLD REPUBLIC GRP	2,381	2,627	50.64	55.82	5.27	88.74
	6	1135	PMI GRP	1,839	2,075	- 8.45	- 8.45	4.07	92.81
	7	4694	ESSENT GRP	1,792	1,220	- 0.10	0.01	3.96	96.77
	8	306	CUNA MUT GRP	1,459	1,479	33.94	33.94	3.23	100.00
			STATE TOTAL	45,210	41,817	36.31	36.72	100.00	100.00
Kentucky	1	12	AMERICAN INTL GRP	10,092	8,027	56.91	56.79	26.80	26.80
	2	766	RADIAN GRP	8,280	6,937	63.35	63.35	21.99	48.78
	3	105	MGIC GRP	7,304	7,231	40.88	41.07	19.39	68.18
	4	4011	GENWORTH FIN GRP	4,800	4,681	42.56	42.56	12.74	80.92
	5	150	OLD REPUBLIC GRP	2,582	2,645	63.52	69.44	6.86	87.78
	6	1135	PMI GRP	2,482	2,523	33.77	33.77	6.59	94.37
	7	4694	ESSENT GRP	1,657	1,096	4.55	4.61	4.40	98.77
	8	306	CUNA MUT GRP	465	467	96.01	96.01	1.23	100.00
	9	4760	NMI HOLDINGS GRP	0	0	0.00	0.00	0.00	100.00
			STATE TOTAL	37,660	33,607	50.41	50.89	100.00	100.00

PROPERTY AND CASUALTY INSURANCE INDUSTRY
MARKET SHARE REPORT - TOTAL PREMIUM
BY GROUP
06 - MORTGAGE GUARANTY

May 15, 2014

STATE	Rank	Group/ Company Code	Group/ Company Name	Direct Premiums Written (000)	Direct Premiums Earned (000)	Direct Loss to EP Ratio	Direct Loss & DCC to EP Ratio	Market Share %	Cumulative Market Share %
Louisiana	1	766	RADIAN GRP	13,284	11,714	23.40	23.40	22.16	22.16
	2	105	MGIC GRP	12,297	12,213	20.55	21.23	20.52	42.68
	3	12	AMERICAN INTL GRP	12,088	9,972	34.64	34.93	20.17	62.85
	4	4011	GENWORTH FIN GRP	9,263	8,944	52.59	52.59	15.45	78.30
	5	1135	PMI GRP	7,478	7,847	16.27	16.27	12.48	90.78
	6	150	OLD REPUBLIC GRP	3,073	3,184	15.05	19.98	5.13	95.90
	7	4694	ESSENT GRP	1,651	1,073	- 0.75	- 0.84	2.75	98.66
	8	306	CUNA MUT GRP	804	805	33.24	33.24	1.34	100.00
	9	4760	NMI HOLDINGS GRP	0	0	0.00	0.00	0.00	100.00
			STATE TOTAL	59,939	55,752	27.67	28.15	100.00	100.00
Maine	1	105	MGIC GRP	5,498	5,548	107.22	108.18	32.36	32.36
	2	766	RADIAN GRP	3,613	3,091	85.84	85.84	21.27	53.62
	3	12	AMERICAN INTL GRP	3,402	2,699	66.70	66.55	20.02	73.64
	4	4011	GENWORTH FIN GRP	1,300	1,304	69.17	69.17	7.65	81.30
	5	1135	PMI GRP	1,212	1,233	- 77.50	- 77.50	7.14	88.43
	6	306	CUNA MUT GRP	831	831	35.15	35.15	4.89	93.32
	7	150	OLD REPUBLIC GRP	749	773	85.74	93.87	4.41	97.73
	8	4694	ESSENT GRP	386	258	0.00	0.00	2.27	100.00
			STATE TOTAL	16,991	15,738	71.82	72.54	100.00	100.00
Maryland	1	12	AMERICAN INTL GRP	35,465	23,075	73.26	73.14	28.51	28.51
	2	766	RADIAN GRP	27,479	20,331	44.59	44.59	22.09	50.61
	3	105	MGIC GRP	23,638	23,586	107.09	107.46	19.01	69.61
	4	4011	GENWORTH FIN GRP	11,798	10,620	112.50	112.50	9.49	79.10
	5	1135	PMI GRP	10,365	10,755	26.35	26.35	8.33	87.43
	6	150	OLD REPUBLIC GRP	6,839	7,303	98.81	109.75	5.50	92.93
	7	4694	ESSENT GRP	5,929	2,704	0.61	0.62	4.77	97.69
	8	306	CUNA MUT GRP	2,867	2,895	59.44	59.44	2.31	100.00
			STATE TOTAL	124,380	101,269	74.02	74.87	100.00	100.00
Massachusetts	1	105	MGIC GRP	29,278	29,221	67.68	67.99	24.58	24.58
	2	12	AMERICAN INTL GRP	27,563	20,899	33.08	33.13	23.14	47.71
	3	766	RADIAN GRP	25,028	19,632	13.18	13.18	21.01	68.72
	4	4011	GENWORTH FIN GRP	16,193	15,981	41.67	41.67	13.59	82.31
	5	1135	PMI GRP	7,329	7,760	37.83	37.83	6.15	88.47
	6	4694	ESSENT GRP	5,419	3,511	2.05	2.07	4.55	93.01
	7	150	OLD REPUBLIC GRP	4,410	4,557	99.82	112.73	3.70	96.72
	8	306	CUNA MUT GRP	3,899	3,933	43.08	43.08	3.27	99.99
	9	4760	NMI HOLDINGS GRP	13	3	0.00	0.00	0.01	100.00
			STATE TOTAL	119,133	105,497	42.83	43.49	100.00	100.00
Michigan	1	105	MGIC GRP	35,636	35,042	69.37	69.70	28.23	28.23
	2	766	RADIAN GRP	25,292	22,594	93.72	93.72	20.04	48.27
	3	12	AMERICAN INTL GRP	22,435	16,474	93.26	93.08	17.78	66.05
	4	4011	GENWORTH FIN GRP	18,028	17,574	71.55	71.55	14.28	80.33
	5	1135	PMI GRP	9,054	9,294	5.52	5.52	7.17	87.51
	6	150	OLD REPUBLIC GRP	6,469	6,928	78.21	92.85	5.13	92.63
	7	4694	ESSENT GRP	4,473	2,981	- 0.15	- 0.11	3.54	96.17
	8	306	CUNA MUT GRP	3,254	3,116	96.39	96.39	2.58	98.75
	9	4760	NMI HOLDINGS GRP	1,575	168	0.00	0.00	1.25	100.00
			STATE TOTAL	126,216	114,172	72.13	73.10	100.00	100.00
Minnesota	1	12	AMERICAN INTL GRP	32,749	26,448	61.08	60.92	26.28	26.28
	2	105	MGIC GRP	24,097	23,273	- 4.06	- 4.72	19.34	45.61
	3	766	RADIAN GRP	22,101	18,240	53.83	53.83	17.73	63.35
	4	150	OLD REPUBLIC GRP	13,497	13,856	52.50	61.31	10.83	74.18
	5	4011	GENWORTH FIN GRP	12,980	12,375	72.29	72.29	10.42	84.59
	6	1135	PMI GRP	8,942	9,193	1035.38	1035.38	7.17	91.77
	7	4694	ESSENT GRP	5,168	2,945	- 0.45	- 0.48	4.15	95.91
	8	306	CUNA MUT GRP	5,091	4,780	63.54	63.54	4.09	100.00
	9	4760	NMI HOLDINGS GRP	1	1	0.00	0.00	0.00	100.00
			STATE TOTAL	124,627	111,113	125.51	126.43	100.00	100.00

PROPERTY AND CASUALTY INSURANCE INDUSTRY
MARKET SHARE REPORT - TOTAL PREMIUM
BY GROUP
06 - MORTGAGE GUARANTY

May 15, 2014

STATE	Rank	Group/ Company Code	Group/ Company Name	Direct Premiums Written (000)	Direct Premiums Earned (000)	Direct Loss to EP Ratio	Direct Loss & DCC to EP Ratio	Market Share %	Cumulative Market Share %
Mississippi	1	105	MGIC GRP	8,870	8,811	57.14	57.74	32.59	32.59
	2	766	RADIAN GRP	5,124	5,130	65.36	65.36	18.82	51.41
	3	4011	GENWORTH FIN GRP	4,511	4,523	70.76	70.76	16.57	67.98
	4	12	AMERICAN INTL GRP	3,908	3,523	56.81	56.72	14.36	82.34
	5	1135	PMI GRP	2,319	2,355	- 11.68	- 11.68	8.52	90.85
	6	150	OLD REPUBLIC GRP	1,873	2,011	51.05	56.64	6.88	97.73
	7	4694	ESSENT GRP	510	429	- 0.36	- 0.33	1.87	99.61
	8	306	CUNA MUT GRP	107	113	89.12	89.12	0.39	100.00
			STATE TOTAL	27,222	26,895	53.69	54.29	100.00	100.00
Missouri	1	12	AMERICAN INTL GRP	29,371	20,283	37.81	37.79	32.76	32.76
	2	105	MGIC GRP	17,156	16,580	75.30	76.26	19.14	51.90
	3	766	RADIAN GRP	13,407	11,628	64.43	64.43	14.96	66.86
	4	4011	GENWORTH FIN GRP	11,781	11,984	80.24	80.24	13.14	80.00
	5	1135	PMI GRP	6,727	8,001	2.50	2.50	7.50	87.51
	6	150	OLD REPUBLIC GRP	5,591	6,043	72.98	80.42	6.24	93.74
	7	4694	ESSENT GRP	3,469	2,111	3.92	4.08	3.87	97.61
	8	306	CUNA MUT GRP	2,139	2,128	69.62	69.62	2.39	100.00
			STATE TOTAL	89,641	78,758	55.15	55.92	100.00	100.00
Montana	1	766	RADIAN GRP	3,856	3,216	27.43	27.43	28.99	28.99
	2	105	MGIC GRP	3,539	3,369	36.75	38.17	26.60	55.59
	3	12	AMERICAN INTL GRP	2,109	1,318	110.22	110.67	15.86	71.45
	4	4011	GENWORTH FIN GRP	1,914	1,899	71.95	71.95	14.39	85.84
	5	1135	PMI GRP	667	698	3.36	3.36	5.01	90.85
	6	4694	ESSENT GRP	597	410	2.92	3.00	4.49	95.34
	7	150	OLD REPUBLIC GRP	377	428	81.14	85.44	2.83	98.17
	8	306	CUNA MUT GRP	243	245	17.80	17.80	1.83	100.00
	9	4760	NMI HOLDINGS GRP	0	0	0.00	0.00	0.00	100.00
			STATE TOTAL	13,302	11,583	46.33	46.95	100.00	100.00
Nebraska	1	12	AMERICAN INTL GRP	9,894	6,746	12.27	12.21	34.57	34.57
	2	105	MGIC GRP	8,560	8,369	30.07	31.06	29.91	64.48
	3	4011	GENWORTH FIN GRP	2,746	2,704	19.39	19.39	9.60	74.08
	4	766	RADIAN GRP	2,485	2,257	43.05	43.05	8.68	82.76
	5	150	OLD REPUBLIC GRP	2,147	2,322	22.99	25.66	7.50	90.26
	6	1135	PMI GRP	1,326	1,349	- 7.69	- 7.69	4.63	94.90
	7	4694	ESSENT GRP	1,009	684	5.03	5.03	3.53	98.42
	8	306	CUNA MUT GRP	450	400	15.90	15.90	1.57	100.00
	9	4760	NMI HOLDINGS GRP	1	1	0.00	0.00	0.00	100.00
			STATE TOTAL	28,618	24,834	21.62	22.19	100.00	100.00
Nevada	1	766	RADIAN GRP	12,182	10,703	183.35	183.35	34.69	34.69
	2	105	MGIC GRP	6,301	6,309	257.83	257.09	17.94	52.63
	3	4011	GENWORTH FIN GRP	4,624	4,641	188.36	188.36	13.17	65.79
	4	12	AMERICAN INTL GRP	4,424	3,876	249.87	248.72	12.60	78.39
	5	1135	PMI GRP	3,415	3,423	198.50	198.50	9.72	88.11
	6	150	OLD REPUBLIC GRP	1,967	1,974	172.03	194.16	5.60	93.71
	7	4694	ESSENT GRP	1,391	852	- 0.65	- 0.72	3.96	97.67
	8	306	CUNA MUT GRP	816	883	708.44	708.44	2.32	100.00
	9	4760	NMI HOLDINGS GRP	0	0	0.00	0.00	0.00	100.00
			STATE TOTAL	35,122	32,660	216.64	217.70	100.00	100.00
New Hampshire	1	12	AMERICAN INTL GRP	7,271	7,030	189.68	189.58	27.11	27.11
	2	105	MGIC GRP	6,429	6,530	94.27	94.85	23.97	51.07
	3	766	RADIAN GRP	5,788	4,808	77.78	77.78	21.58	72.65
	4	4011	GENWORTH FIN GRP	3,119	3,151	60.10	60.10	11.63	84.28
	5	1135	PMI GRP	1,585	1,647	15.37	15.37	5.91	90.19
	6	306	CUNA MUT GRP	1,064	1,005	64.04	64.04	3.97	94.15
	7	150	OLD REPUBLIC GRP	818	872	48.31	56.41	3.05	97.20
	8	4694	ESSENT GRP	751	527	4.10	4.16	2.80	100.00
			STATE TOTAL	26,824	25,571	103.49	103.89	100.00	100.00

PROPERTY AND CASUALTY INSURANCE INDUSTRY
MARKET SHARE REPORT - TOTAL PREMIUM
BY GROUP
06 - MORTGAGE GUARANTY

May 15, 2014

STATE	Rank	Group/ Company Code	Group/ Company Name	Direct Premiums Written (000)	Direct Premiums Earned (000)	Direct Loss to EP Ratio	Direct Loss & DCC to EP Ratio	Market Share %	Cumulative Market Share %
New Jersey	1	766	RADIAN GRP	42,090	36,152	67.56	67.56	26.98	26.98
	2	105	MGIC GRP	33,578	33,096	177.36	178.74	21.52	48.50
	3	12	AMERICAN INTL GRP	25,947	22,310	82.04	82.26	16.63	65.13
	4	4011	GENWORTH FIN GRP	23,131	22,581	83.43	83.43	14.83	79.96
	5	1135	PMI GRP	14,512	14,696	- 78.14	- 78.14	9.30	89.26
	6	150	OLD REPUBLIC GRP	8,835	9,191	54.94	65.63	5.66	94.92
	7	4694	ESSENT GRP	6,928	4,777	2.82	2.86	4.44	99.36
	8	306	CUNA MUT GRP	997	1,017	185.48	185.48	0.64	100.00
			STATE TOTAL	156,019	143,820	80.56	81.59	100.00	100.00
New Mexico	1	766	RADIAN GRP	6,775	6,026	87.16	87.16	26.24	26.24
	2	105	MGIC GRP	6,577	6,465	54.95	55.38	25.47	51.70
	3	4011	GENWORTH FIN GRP	3,506	3,535	107.53	107.53	13.58	65.28
	4	12	AMERICAN INTL GRP	2,894	2,546	102.12	102.15	11.21	76.48
	5	1135	PMI GRP	2,478	2,546	31.81	31.81	9.60	86.08
	6	150	OLD REPUBLIC GRP	1,612	1,637	118.29	125.90	6.24	92.32
	7	306	CUNA MUT GRP	1,021	1,014	42.50	42.50	3.96	96.28
	8	4694	ESSENT GRP	961	663	7.83	8.00	3.72	100.00
			STATE TOTAL	25,824	24,432	75.45	76.09	100.00	100.00
New York	1	105	MGIC GRP	41,126	40,743	113.62	114.57	22.37	22.37
	2	4011	GENWORTH FIN GRP	38,973	38,417	44.84	44.84	21.20	43.57
	3	766	RADIAN GRP	37,831	35,120	36.09	36.09	20.58	64.16
	4	12	AMERICAN INTL GRP	30,540	23,519	54.78	55.27	16.61	80.77
	5	1135	PMI GRP	19,588	19,907	-229.98	-229.98	10.66	91.43
	6	150	OLD REPUBLIC GRP	6,810	6,879	- 41.54	- 31.54	3.71	95.13
	7	4694	ESSENT GRP	5,642	4,391	0.70	0.72	3.07	98.20
	8	306	CUNA MUT GRP	3,309	3,328	42.62	42.62	1.80	100.00
			STATE TOTAL	183,818	172,304	24.31	25.00	100.00	100.00
North Carolina	1	12	AMERICAN INTL GRP	39,121	29,015	44.31	44.36	26.56	26.56
	2	105	MGIC GRP	28,104	27,314	72.58	73.73	19.08	45.65
	3	766	RADIAN GRP	26,253	22,583	51.72	51.72	17.83	63.47
	4	4011	GENWORTH FIN GRP	20,778	20,652	64.09	64.09	14.11	77.58
	5	150	OLD REPUBLIC GRP	12,296	13,669	43.62	51.06	8.35	85.93
	6	1135	PMI GRP	11,615	13,031	278.94	278.94	7.89	93.81
	7	4694	ESSENT GRP	8,149	5,385	5.04	5.10	5.53	99.35
	8	306	CUNA MUT GRP	962	1,000	56.01	56.01	0.65	100.00
	9	4760	NMI HOLDINGS GRP	0	0	0.00	0.00	0.00	100.00
			STATE TOTAL	147,278	132,650	75.94	76.96	100.00	100.00
North Dakota	1	105	MGIC GRP	2,789	2,687	2.08	2.04	34.04	34.04
	2	12	AMERICAN INTL GRP	2,069	1,467	1.46	1.33	25.26	59.30
	3	4011	GENWORTH FIN GRP	1,298	1,279	- 4.88	- 4.88	15.84	75.14
	4	766	RADIAN GRP	1,147	946	12.36	12.36	14.00	89.13
	5	1135	PMI GRP	284	286	- 36.52	- 36.52	3.47	92.60
	6	4694	ESSENT GRP	271	200	0.00	0.00	3.31	95.92
	7	150	OLD REPUBLIC GRP	244	253	23.34	26.87	2.98	98.89
	8	306	CUNA MUT GRP	91	91	- 13.20	- 13.20	1.11	100.00
			STATE TOTAL	8,192	7,208	1.03	1.11	100.00	100.00
Ohio	1	105	MGIC GRP	46,992	45,874	59.46	59.66	28.52	28.52
	2	12	AMERICAN INTL GRP	34,917	21,831	66.61	66.38	21.19	49.71
	3	766	RADIAN GRP	31,308	28,243	89.70	89.70	19.00	68.71
	4	4011	GENWORTH FIN GRP	20,952	19,645	61.03	61.03	12.72	81.42
	5	1135	PMI GRP	14,143	15,219	59.42	59.42	8.58	90.01
	6	150	OLD REPUBLIC GRP	8,761	9,710	98.02	106.93	5.32	95.32
	7	4694	ESSENT GRP	4,823	3,158	1.05	1.04	2.93	98.25
	8	306	CUNA MUT GRP	2,880	2,881	91.37	91.37	1.75	100.00
	9	4760	NMI HOLDINGS GRP	2	2	0.00	0.00	0.00	100.00
			STATE TOTAL	164,779	146,563	68.48	69.10	100.00	100.00

PROPERTY AND CASUALTY INSURANCE INDUSTRY
MARKET SHARE REPORT - TOTAL PREMIUM
BY GROUP
06 - MORTGAGE GUARANTY

May 15, 2014

STATE	Rank	Group/ Company Code	Group/ Company Name	Direct Premiums Written (000)	Direct Premiums Earned (000)	Direct Loss to EP Ratio	Direct Loss & DCC to EP Ratio	Market Share %	Cumulative Market Share %
Oklahoma	1	12	AMERICAN INTL GRP	12,025	8,610	41.50	41.58	26.91	26.91
	2	766	RADIAN GRP	10,118	8,722	49.26	49.26	22.64	49.55
	3	4011	GENWORTH FIN GRP	6,709	6,453	38.83	38.83	15.01	64.57
	4	105	MGIC GRP	5,331	5,356	65.32	66.47	11.93	76.50
	5	150	OLD REPUBLIC GRP	3,813	4,027	36.42	42.05	8.53	85.03
	6	4694	ESSENT GRP	3,057	2,022	0.43	0.44	6.84	91.87
	7	1135	PMI GRP	2,359	2,672	- 30.61	- 30.61	5.28	97.15
	8	306	CUNA MUT GRP	1,135	1,122	23.70	23.70	2.54	99.69
	9	626	ACE LTD GRP	138	138	31.78	84.04	0.31	100.00
			STATE TOTAL	44,683	39,122	37.94	38.88	100.00	100.00
Oregon	1	766	RADIAN GRP	17,036	12,911	58.59	58.59	26.39	26.39
	2	105	MGIC GRP	16,474	15,133	43.80	43.59	25.52	51.90
	3	12	AMERICAN INTL GRP	14,161	8,792	74.38	74.34	21.93	73.84
	4	1135	PMI GRP	5,232	5,501	3.88	3.88	8.10	81.94
	5	4011	GENWORTH FIN GRP	5,102	5,045	107.06	107.06	7.90	89.84
	6	4694	ESSENT GRP	2,791	1,607	- 3.70	- 3.72	4.32	94.17
	7	150	OLD REPUBLIC GRP	2,629	2,838	44.14	50.50	4.07	98.24
	8	306	CUNA MUT GRP	1,137	1,114	93.61	93.61	1.76	100.00
			STATE TOTAL	64,560	52,941	53.99	54.26	100.00	100.00
Pennsylvania	1	105	MGIC GRP	52,879	51,508	87.57	88.32	29.68	29.68
	2	766	RADIAN GRP	36,771	29,998	55.75	55.75	20.64	50.32
	3	12	AMERICAN INTL GRP	29,957	23,436	46.96	46.93	16.81	67.13
	4	4011	GENWORTH FIN GRP	24,018	23,048	59.13	59.13	13.48	80.61
	5	1135	PMI GRP	13,596	14,596	- 9.57	- 9.57	7.63	88.24
	6	150	OLD REPUBLIC GRP	11,587	12,178	57.48	65.79	6.50	94.74
	7	4694	ESSENT GRP	6,871	4,639	0.77	0.81	3.86	98.60
	8	306	CUNA MUT GRP	2,492	2,506	50.95	50.95	1.40	100.00
	9	4760	NMI HOLDINGS GRP	4	4	0.00	0.00	0.00	100.00
			STATE TOTAL	178,175	161,912	57.67	58.53	100.00	100.00
Rhode Island	1	105	MGIC GRP	4,573	4,718	174.31	174.84	28.09	28.09
	2	766	RADIAN GRP	3,678	2,982	83.38	83.38	22.59	50.68
	3	4011	GENWORTH FIN GRP	2,185	2,339	108.74	108.74	13.42	64.10
	4	12	AMERICAN INTL GRP	2,126	1,667	98.89	98.91	13.06	77.15
	5	1135	PMI GRP	1,414	1,447	23.97	23.97	8.69	85.84
	6	306	CUNA MUT GRP	1,140	1,146	66.73	66.73	7.00	92.84
	7	150	OLD REPUBLIC GRP	624	639	54.24	66.72	3.83	96.67
	8	4694	ESSENT GRP	539	380	2.63	2.72	3.31	99.98
	9	4760	NMI HOLDINGS GRP	3	3	0.00	0.00	0.02	100.00
			STATE TOTAL	16,281	15,320	106.85	107.54	100.00	100.00
South Carolina	1	12	AMERICAN INTL GRP	19,650	15,572	62.85	62.81	25.16	25.16
	2	105	MGIC GRP	16,352	16,220	74.43	74.95	20.94	46.10
	3	766	RADIAN GRP	13,203	11,147	60.84	60.84	16.91	63.01
	4	4011	GENWORTH FIN GRP	9,689	9,565	86.00	86.00	12.41	75.42
	5	150	OLD REPUBLIC GRP	7,440	7,589	25.13	29.88	9.53	84.95
	6	1135	PMI GRP	7,141	7,345	9.52	9.52	9.15	94.09
	7	4694	ESSENT GRP	3,619	2,263	3.52	3.62	4.63	98.73
	8	306	CUNA MUT GRP	991	1,007	33.47	33.47	1.27	100.00
	9	4760	NMI HOLDINGS GRP	2	2	0.00	0.00	0.00	100.00
			STATE TOTAL	78,086	70,710	56.41	57.04	100.00	100.00
South Dakota	1	105	MGIC GRP	3,688	3,528	29.96	30.75	36.52	36.52
	2	12	AMERICAN INTL GRP	2,577	1,924	37.40	37.59	25.52	62.04
	3	766	RADIAN GRP	1,514	1,340	34.07	34.07	15.00	77.04
	4	4011	GENWORTH FIN GRP	1,123	1,160	4.59	4.59	11.12	88.15
	5	1135	PMI GRP	428	455	60.15	60.15	4.23	92.39
	6	4694	ESSENT GRP	335	240	0.00	0.00	3.32	95.71
	7	150	OLD REPUBLIC GRP	280	294	55.20	59.48	2.77	98.47
	8	306	CUNA MUT GRP	154	155	104.05	104.05	1.53	100.00
			STATE TOTAL	10,098	9,096	31.71	32.19	100.00	100.00

PROPERTY AND CASUALTY INSURANCE INDUSTRY
MARKET SHARE REPORT - TOTAL PREMIUM
BY GROUP
06 - MORTGAGE GUARANTY

May 15, 2014

STATE	Rank	Group/ Company Code	Group/ Company Name	Direct Premiums Written (000)	Direct Premiums Earned (000)	Direct Loss to EP Ratio	Direct Loss & DCC to EP Ratio	Market Share %	Cumulative Market Share %
Tennessee	1	12	AMERICAN INTL GRP	21,917	15,289	39.71	39.71	26.34	26.34
	2	105	MGIC GRP	16,553	16,507	67.69	68.40	19.89	46.23
	3	766	RADIAN GRP	15,293	13,134	57.14	57.14	18.38	64.60
	4	4011	GENWORTH FIN GRP	12,952	12,547	60.29	60.29	15.56	80.17
	5	150	OLD REPUBLIC GRP	5,637	5,834	54.99	62.47	6.77	86.94
	6	1135	PMI GRP	5,558	5,878	- 27.85	- 27.85	6.68	93.62
	7	4694	ESSENT GRP	3,068	2,034	3.30	3.34	3.69	97.30
	8	306	CUNA MUT GRP	2,243	2,228	30.75	30.75	2.70	100.00
			STATE TOTAL	83,221	73,452	47.16	47.91	100.00	100.00
Texas	1	12	AMERICAN INTL GRP	97,829	80,717	20.90	20.99	27.13	27.13
	2	105	MGIC GRP	76,602	76,056	4.06	5.60	21.24	48.37
	3	766	RADIAN GRP	67,456	60,470	12.81	12.81	18.70	67.07
	4	4011	GENWORTH FIN GRP	42,308	41,938	23.41	23.41	11.73	78.80
	5	1135	PMI GRP	32,753	34,640	- 19.60	- 19.60	9.08	87.88
	6	150	OLD REPUBLIC GRP	24,660	25,098	9.94	14.62	6.84	94.72
	7	4694	ESSENT GRP	13,126	10,542	1.59	1.62	3.64	98.36
	8	306	CUNA MUT GRP	5,916	5,927	15.14	15.14	1.64	100.00
	9	4760	NMI HOLDINGS GRP	1	1	0.00	0.00	0.00	100.00
			STATE TOTAL	360,650	335,389	10.23	10.95	100.00	100.00
Utah	1	12	AMERICAN INTL GRP	19,220	9,604	26.69	26.67	27.86	27.86
	2	766	RADIAN GRP	17,208	12,616	32.95	32.95	24.95	52.81
	3	105	MGIC GRP	10,455	10,092	41.83	42.03	15.16	67.96
	4	4011	GENWORTH FIN GRP	8,624	8,274	75.56	75.56	12.50	80.47
	5	1135	PMI GRP	4,744	5,511	42.46	42.46	6.88	87.34
	6	4694	ESSENT GRP	3,532	2,440	1.34	1.38	5.12	92.47
	7	150	OLD REPUBLIC GRP	3,361	3,427	12.12	21.98	4.87	97.34
	8	306	CUNA MUT GRP	1,835	1,774	73.17	73.17	2.66	100.00
	9	4760	NMI HOLDINGS GRP	2	2	0.00	0.00	0.00	100.00
			STATE TOTAL	68,981	53,739	39.60	40.26	100.00	100.00
Vermont	1	105	MGIC GRP	3,769	3,884	74.72	75.08	40.71	40.71
	2	4011	GENWORTH FIN GRP	1,847	1,780	29.38	29.38	19.94	60.65
	3	12	AMERICAN INTL GRP	998	899	65.29	65.53	10.78	71.43
	4	306	CUNA MUT GRP	977	985	40.33	40.33	10.56	81.98
	5	766	RADIAN GRP	953	904	71.66	71.66	10.29	92.28
	6	1135	PMI GRP	312	(3,022)	N/A	N/A	3.37	95.65
	7	150	OLD REPUBLIC GRP	244	247	164.78	169.22	2.64	98.29
	8	4694	ESSENT GRP	159	124	0.00	0.00	1.71	100.00
			STATE TOTAL	9,259	5,801	90.34	90.81	100.00	100.00
Virginia	1	12	AMERICAN INTL GRP	44,476	24,522	35.36	35.39	28.62	28.62
	2	766	RADIAN GRP	35,746	25,660	41.38	41.38	23.00	51.63
	3	105	MGIC GRP	27,640	26,898	167.70	167.71	17.79	69.42
	4	4011	GENWORTH FIN GRP	15,134	14,340	62.20	62.20	9.74	79.16
	5	150	OLD REPUBLIC GRP	11,460	12,350	- 2.67	1.84	7.38	86.53
	6	1135	PMI GRP	10,873	12,030	351.54	351.54	7.00	93.53
	7	4694	ESSENT GRP	7,346	3,964	1.70	1.71	4.73	98.26
	8	306	CUNA MUT GRP	2,697	2,754	56.61	56.61	1.74	99.99
	9	4760	NMI HOLDINGS GRP	12	2	0.00	0.00	0.01	100.00
			STATE TOTAL	155,385	122,519	95.41	95.88	100.00	100.00
Washington	1	12	AMERICAN INTL GRP	40,225	22,754	73.60	73.49	29.13	29.13
	2	105	MGIC GRP	28,967	27,987	97.87	97.89	20.98	50.10
	3	766	RADIAN GRP	27,026	22,156	86.70	86.70	19.57	69.67
	4	4011	GENWORTH FIN GRP	13,384	12,586	154.03	154.03	9.69	79.37
	5	1135	PMI GRP	10,776	11,184	48.83	48.83	7.80	87.17
	6	4694	ESSENT GRP	7,004	4,193	2.72	2.79	5.07	92.24
	7	150	OLD REPUBLIC GRP	6,263	6,519	95.56	104.04	4.54	96.78
	8	306	CUNA MUT GRP	4,453	4,354	98.69	98.69	3.22	100.00
			STATE TOTAL	138,099	111,733	88.46	88.94	100.00	100.00

PROPERTY AND CASUALTY INSURANCE INDUSTRY
MARKET SHARE REPORT - TOTAL PREMIUM
BY GROUP
06 - MORTGAGE GUARANTY

May 15, 2014

STATE	Rank	Group/ Company Code	Group/ Company Name	Direct Premiums Written (000)	Direct Premiums Earned (000)	Direct Loss to EP Ratio	Direct Loss & DCC to EP Ratio	Market Share %	Cumulative Market Share %
West Virginia	1	105	MGIC GRP	3,917	3,843	46.68	46.73	30.07	30.07
	2	4011	GENWORTH FIN GRP	2,193	2,187	55.44	55.44	16.83	46.90
	3	12	AMERICAN INTL GRP	2,094	1,933	60.29	60.07	16.08	62.98
	4	766	RADIAN GRP	1,780	1,720	74.57	74.57	13.66	76.64
	5	1135	PMI GRP	1,379	1,402	25.15	25.15	10.59	87.23
	6	150	OLD REPUBLIC GRP	1,040	1,042	33.50	40.56	7.98	95.21
	7	4694	ESSENT GRP	336	278	0.00	0.00	2.58	97.79
	8	306	CUNA MUT GRP	288	289	25.13	25.13	2.21	100.00
			STATE TOTAL	13,027	12,694	49.07	49.63	100.00	100.00
Wisconsin	1	105	MGIC GRP	30,472	30,462	81.43	81.63	33.44	33.44
	2	12	AMERICAN INTL GRP	19,831	15,667	58.16	58.10	21.76	55.20
	3	4011	GENWORTH FIN GRP	12,521	12,512	102.85	102.85	13.74	68.94
	4	766	RADIAN GRP	9,393	8,317	52.53	52.53	10.31	79.24
	5	306	CUNA MUT GRP	8,998	9,077	48.37	48.37	9.87	89.12
	6	1135	PMI GRP	4,375	4,578	20.14	20.14	4.80	93.92
	7	150	OLD REPUBLIC GRP	2,908	2,980	95.80	103.94	3.19	97.11
	8	4694	ESSENT GRP	2,635	1,805	0.77	0.80	2.89	100.00
	9	4760	NMI HOLDINGS GRP	0	0	0.00	0.00	0.00	100.00
			STATE TOTAL	91,134	85,397	69.48	69.83	100.00	100.00
Wyoming	1	105	MGIC GRP	4,131	4,077	19.27	19.74	33.45	33.45
	2	766	RADIAN GRP	3,454	3,177	18.04	18.04	27.96	61.42
	3	4011	GENWORTH FIN GRP	2,302	2,308	102.57	102.57	18.64	80.06
	4	12	AMERICAN INTL GRP	936	792	47.54	47.70	7.58	87.64
	5	1135	PMI GRP	545	548	- 46.58	- 46.58	4.42	92.05
	6	150	OLD REPUBLIC GRP	490	504	57.51	61.22	3.97	96.02
	7	4694	ESSENT GRP	336	226	0.00	0.00	2.72	98.74
	8	306	CUNA MUT GRP	156	151	52.92	52.92	1.26	100.00
			STATE TOTAL	12,350	11,784	35.79	36.12	100.00	100.00
Guam	1	105	MGIC GRP	322	299	0.00	0.00	58.33	58.33
	2	766	RADIAN GRP	154	165	- 29.40	- 29.40	27.86	86.19
	3	1135	PMI GRP	76	76	- 79.73	- 79.73	13.81	100.00
			STATE TOTAL	551	541	- 20.22	- 20.22	100.00	100.00
Puerto Rico	1	105	MGIC GRP	15,972	13,060	131.99	133.28	98.90	98.90
	2	1135	PMI GRP	128	371	531.01	531.01	0.79	99.69
	3	306	CUNA MUT GRP	50	51	-121.83	-121.83	0.31	100.00
	4	12	AMERICAN INTL GRP	0	0	0.00	0.00	0.00	100.00
			STATE TOTAL	16,150	13,482	142.03	143.28	100.00	100.00
U.S. Virgin Islands	1	4011	GENWORTH FIN GRP	226	226	96.82	96.82	100.00	100.00
			STATE TOTAL	226	226	96.82	96.82	100.00	100.00
Aggregate Other Alien	1	4011	GENWORTH FIN GRP	1,801	1,857	118.61	118.61	56.48	56.48
	2	12	AMERICAN INTL GRP	1,339	1,339	222.02	222.02	41.99	98.47
	3	766	RADIAN GRP	49	512	- 2.07	- 2.07	1.53	100.00
			STATE TOTAL	3,189	3,708	139.09	139.09	100.00	100.00

08—Ocean Marine

PROPERTY AND CASUALTY INSURANCE INDUSTRY
MARKET SHARE REPORT - TOTAL PREMIUM
BY GROUP
08 - OCEAN MARINE

May 15, 2014

STATE	Rank	Group/ Company Code	Group/ Company Name	Direct Premiums Written (000)	Direct Premiums Earned (000)	Direct Loss to EP Ratio	Direct Loss & DCC to EP Ratio	Market Share %	Cumulative Market Share %
Countrywide	1	12	AMERICAN INTL GRP	926,845	932,695	16.65	17.34	23.43	23.43
	2	3548	TRAVELERS GRP	288,960	292,319	36.31	40.94	7.30	30.73
	3	4670	STARR GRP	225,613	216,850	80.91	90.13	5.70	36.44
	4	761	ALLIANZ INS GRP	221,512	215,135	58.04	61.02	5.60	42.04
	5	218	CNA INS GRP	202,524	228,723	36.82	42.79	5.12	47.16
	6	626	ACE LTD GRP	190,479	187,559	48.76	49.57	4.82	51.97
	7	510	NAVIGATORS GRP	175,175	174,025	41.66	44.94	4.43	56.40
	8	1129	WHITE MOUNTAINS GRP	128,431	127,794	37.78	39.40	3.25	59.65
	9	31	BERKSHIRE HATHAWAY GRP	122,968	85,585	58.53	58.76	3.11	62.75
	10	38	CHUBB INC GRP	112,972	118,096	21.24	20.25	2.86	65.61
	11	13366	AMERICAN STEAMSHIP OWNERS MUT PROT	105,417	105,299	50.08	55.42	2.66	68.27
	12	158	FAIRFAX FIN GRP	100,085	89,666	47.07	46.54	2.53	70.80
	13	212	ZURICH INS GRP	94,882	93,930	41.27	42.98	2.40	73.20
	14	984	HCC INS HOLDINGS GRP	92,532	95,772	45.47	51.69	2.34	75.54
	15	1285	XL AMER GRP	90,261	86,800	49.90	51.16	2.28	77.82
	16	84	AMERICAN FINANCIAL GRP	86,474	83,220	27.48	31.27	2.19	80.01
	17	111	LIBERTY MUT GRP	84,549	82,049	27.94	34.01	2.14	82.15
	18	785	MARKEL CORP GRP	79,916	77,276	18.71	21.17	2.02	84.17
	19	256	PROSIGHT GRP	72,320	68,993	2.23	34.02	1.83	86.00
	20	3098	TOKIO MARINE HOLDINGS INC GRP	59,663	44,729	- 2.76	- 1.13	1.51	87.50
	21	4574	CATLIN US INS GRP	38,875	34,455	53.10	56.13	0.98	88.49
	22	88	THE HANOVER INS GRP	37,593	34,445	31.65	36.66	0.95	89.44
	23	69	FARMERS INS GRP	36,282	35,011	61.53	62.13	0.92	90.35
	24	98	WR BERKLEY CORP GRP	33,699	31,737	13.76	13.97	0.85	91.21
	25	91	HARTFORD FIRE & CAS GRP	29,170	28,416	43.50	46.41	0.74	91.94
	26	3219	NKSJ HOLDINGS INC GRP	26,222	25,546	4.60	16.52	0.66	92.61
	27	783	RLI INS GRP	23,267	24,989	63.04	64.16	0.59	93.19
	28	65	FM GLOBAL GRP	21,172	22,929	84.74	84.98	0.54	93.73
	29	176	STATE FARM GRP	20,370	20,307	33.76	35.73	0.51	94.24
	30	3416	AXIS CAPITAL GRP	18,542	24,017	33.56	33.32	0.47	94.71
	31	4715	MS & AD INS GRP	18,075	18,843	37.63	37.78	0.46	95.17
	32	38300	SAMSUNG FIRE & MARINE INS CO LTD	17,283	20,142	26.13	26.08	0.44	95.61
	33	37672	SEVEN SEAS INS CO INC	15,497	15,501	11.63	11.63	0.39	96.00
	34	4698	ASPEN INS HOLDING GRP	14,996	11,537	61.44	64.48	0.38	96.38
	35	361	MUNICH RE GRP	14,421	14,871	52.86	56.12	0.36	96.74
	36	968	AXA INS GRP	10,222	9,999	50.87	52.79	0.26	97.00
	37	181	SWISS RE GRP	10,012	9,202	- 57.56	- 87.26	0.25	97.25
	38	200	UNITED SERV AUTOMOBILE ASSN GRP	8,859	9,334	19.43	19.56	0.22	97.48
	39	3239	ALLIED WORLD ASSUR HOLDING GRP	7,702	7,326	50.72	77.81	0.19	97.67
	40	517	HANNOVER GRP	6,416	5,276	87.97	92.29	0.16	97.83
	41	4726	ARCHER DANIELS MIDLAND GRP	6,385	6,169	141.49	142.88	0.16	98.00
	42	93	STATE NATL GRP	6,038	4,179	34.01	180.18	0.15	98.15
	43	3786	ENDURANCE GRP	5,579	1,364	60.38	66.48	0.14	98.29
	44	748	MEADOWBROOK INS GRP	5,497	6,967	128.81	139.65	0.14	98.43
	45	8	ALLSTATE INS GRP	5,131	5,120	34.07	34.51	0.13	98.56
	46	28	AMICA MUT GRP	4,814	4,821	35.26	40.14	0.12	98.68
	47	10838	SUNDERLAND MARINE MUT CO LTD	4,786	4,375	81.73	81.73	0.12	98.80
	48	19	ASSURANT INC GRP	4,767	4,700	66.94	73.19	0.12	98.92
	49	3703	TOWER GRP	4,562	2,263	52.63	59.41	0.12	99.04
	50	140	NATIONWIDE CORP GRP	4,507	13,118	76.53	76.63	0.11	99.15
	51	4509	IRONSHORE GRP	4,410	2,899	47.41	53.14	0.11	99.26
	52	50	COUNTRY INS & FIN SERV GRP	3,345	3,605	39.12	30.79	0.08	99.35
	53	697	VAN ENT GRP	2,718	3,297	13.02	21.40	0.07	99.42
	54	3485	ROTHSCHILD INTL GRP	2,658	2,702	7.43	8.69	0.07	99.48
	55	10048	HYUNDAI MARINE & FIRE INS CO LTD	2,196	2,227	22.97	22.26	0.06	99.54
	56	796	QBE INS GRP	2,187	1,955	22.53	22.53	0.06	99.59
	57	3526	COOPERATIVA DE SEGUROS MULTIPLES GRP	1,753	1,820	28.04	29.50	0.04	99.64
	58	456	LANCER FINANCIAL GRP	1,290	1,325	6.49	7.06	0.03	99.67
	59	37540	BEAZLEY INS CO INC	1,269	1,143	55.59	56.54	0.03	99.70
	60	38733	ALASKA NATL INS CO	1,232	824	15.90	28.66	0.03	99.73
	61	4706	LOCKHART CO GRP	1,161	1,146	11.57	12.56	0.03	99.76
	62	4774	CLOISTER MUT & WINDSOR MOUNT JOY GRP	1,110	1,158	- 5.68	- 27.83	0.03	99.79
	63	4701	TORUS INS GRP	1,045	614	74.44	75.94	0.03	99.82

PROPERTY AND CASUALTY INSURANCE INDUSTRY
MARKET SHARE REPORT - TOTAL PREMIUM
BY GROUP
08 - OCEAN MARINE

May 15, 2014

STATE	Rank	Group/ Company Code	Group/ Company Name	Direct Premiums Written (000)	Direct Premiums Earned (000)	Direct Loss to EP Ratio	Direct Loss & DCC to EP Ratio	Market Share %	Cumulative Market Share %
Countrywide	64	4664	PURE COMPANIES GRP	897	660	115.00	119.86	0.02	99.84
	65	411	MAPFRE INS GRP	838	952	85.16	89.84	0.02	99.86
	66	1309	FRANKENMUTH GRP	667	609	78.16	79.66	0.02	99.88
	67	175	STATE AUTO MUT GRP	622	678	8.18	7.46	0.02	99.89
	68	4131	PRIME HOLDINGS INS GRP	558	524	9.69	16.78	0.01	99.91
	69	71	UNIVERSAL INS CO GRP	546	644	42.89	44.54	0.01	99.92
	70	171	GERMANIA INS GRP	510	490	27.20	27.20	0.01	99.93
	71	408	AMERICAN NATL FIN GRP	427	432	39.56	39.56	0.01	99.95
	72	32727	UNDERWRITERS AT LLOYDS	384	397	55.65	57.97	0.01	99.95
	73	291	MOTORISTS MUT GRP	316	319	30.82	30.56	0.01	99.96
	74	4672	DONGBU INS GRP	293	257	1.33	1.78	0.01	99.97
	75	26778	INTEGRAND ASSUR CO	254	318	0.00	0.24	0.01	99.98
	76	57	ELECTRIC INS GRP	190	195	48.90	51.19	0.00	99.98
	77	4802	TRIPLE S GRP	171	182	8.97	9.21	0.00	99.99
	78	14176	HASTINGS MUT INS CO	139	141	95.20	98.59	0.00	99.99
	79	457	ARGONAUT GRP	111	96	0.00	0.00	0.00	99.99
	80	4725	ENSTAR GRP	95	21	-7126.38	-8776.50	0.00	99.99
	81	18380	PACIFIC IND INS CO	85	79	0.00	0.00	0.00	100.00
	82	11231	GENERALI US BRANCH	78	59	0.00	0.00	0.00	100.00
	83	316	NATIONAL SECURITY GRP	74	525	18.82	28.53	0.00	100.00
	84	10972	FIRST NET INS CO	74	71	14.22	16.06	0.00	100.00
	85	10308	ANTILLES INS CO	50	80	- 12.43	- 12.56	0.00	100.00
	86	12633	CENTURY INS CO GU LTD	45	28	0.00	1.79	0.00	100.00
	87	225	IAT REINS CO GRP	35	35	101.81	107.72	0.00	100.00
	88	1316	KNIGHTBROOK INS GRP	35	2	0.00	0.00	0.00	100.00
	89	1321	AMERICAN FARMERS & RANCHERS GRP	31	33	15.76	15.76	0.00	100.00
	90	13597	CHUNG KUO INS CO LTD	25	25	0.00	0.00	0.00	100.00
	91	33502	MACHINERY INS INC ASSESSABLE MUT CO	0	0	0.00	0.00	0.00	100.00
			INDUSTRY TOTAL	3,955,930	3,895,798	36.55	39.95	100.00	100.00

PROPERTY AND CASUALTY INSURANCE INDUSTRY
MARKET SHARE REPORT - TOTAL PREMIUM
BY GROUP
08 - OCEAN MARINE

May 15, 2014

STATE	Rank	Group/ Company Code	Group/ Company Name	Direct Premiums Written (000)	Direct Premiums Earned (000)	Direct Loss to EP Ratio	Direct Loss & DCC to EP Ratio	Market Share %	Cumulative Market Share %
Alabama	1	3548	TRAVELERS GRP	3,981	3,761	12.99	14.62	10.59	10.59
	2	1129	WHITE MOUNTAINS GRP	3,866	4,001	89.70	90.84	10.29	20.88
	3	761	ALLIANZ INS GRP	3,369	3,269	32.20	32.90	8.96	29.84
	4	4670	STARR GRP	2,888	2,963	63.79	87.24	7.68	37.53
	5	12	AMERICAN INTL GRP	2,548	2,723	28.67	43.38	6.78	44.31
	6	84	AMERICAN FINANCIAL GRP	2,393	2,229	22.97	42.42	6.37	50.68
	7	785	MARKEL CORP GRP	2,156	1,938	91.50	106.11	5.74	56.41
	8	218	CNA INS GRP	1,760	2,313	- 10.85	- 10.36	4.68	61.10
	9	31	BERKSHIRE HATHAWAY GRP	1,630	932	65.16	67.01	4.34	65.43
	10	212	ZURICH INS GRP	1,528	1,534	52.49	51.58	4.07	69.50
			**STATE TOTAL **	37,582	36,369	42.32	48.62	100.00	100.00
Alaska	1	510	NAVIGATORS GRP	7,650	7,161	70.08	73.19	20.33	20.33
	2	10838	SUNDERLAND MARINE MUT CO LTD	4,786	4,375	81.73	81.73	12.72	33.04
	3	3548	TRAVELERS GRP	4,228	4,247	47.19	52.44	11.23	44.28
	4	1129	WHITE MOUNTAINS GRP	3,665	3,610	58.82	59.13	9.74	54.02
	5	111	LIBERTY MUT GRP	2,892	2,517	90.45	87.73	7.69	61.70
	6	158	FAIRFAX FIN GRP	2,866	1,919	156.74	161.67	7.62	69.32
	7	761	ALLIANZ INS GRP	1,844	1,761	122.48	120.09	4.90	74.22
	8	12	AMERICAN INTL GRP	1,667	1,797	45.61	45.13	4.43	78.65
	9	218	CNA INS GRP	1,563	1,505	18.03	26.06	4.15	82.80
	10	626	ACE LTD GRP	1,110	1,203	- 14.42	- 20.63	2.95	85.75
			**STATE TOTAL **	37,634	35,716	63.96	65.99	100.00	100.00
Arizona	1	12	AMERICAN INTL GRP	2,859	3,077	- 3.17	- 2.56	17.39	17.39
	2	785	MARKEL CORP GRP	2,277	2,189	12.20	16.83	13.85	31.24
	3	761	ALLIANZ INS GRP	1,914	1,415	75.56	79.27	11.64	42.89
	4	69	FARMERS INS GRP	999	970	32.20	32.10	6.08	48.96
	5	3548	TRAVELERS GRP	937	994	92.15	112.53	5.70	54.67
	6	31	BERKSHIRE HATHAWAY GRP	811	554	229.59	230.31	4.94	59.61
	7	510	NAVIGATORS GRP	750	678	- 7.17	63.35	4.57	64.17
	8	218	CNA INS GRP	740	798	37.95	43.35	4.50	68.67
	9	38	CHUBB INC GRP	733	751	129.47	110.41	4.46	73.13
	10	19	ASSURANT INC GRP	635	636	24.12	26.02	3.86	77.00
			**STATE TOTAL **	16,436	15,449	36.85	42.44	100.00	100.00
Arkansas	1	4670	STARR GRP	3,243	3,219	27.15	28.55	18.87	18.87
	2	984	HCC INS HOLDINGS GRP	2,333	2,304	55.64	55.64	13.57	32.44
	3	12	AMERICAN INTL GRP	1,671	1,643	3.53	3.42	9.73	42.17
	4	3548	TRAVELERS GRP	1,277	1,205	99.15	102.82	7.43	49.60
	5	218	CNA INS GRP	895	1,038	-235.61	-227.47	5.21	54.81
	6	1129	WHITE MOUNTAINS GRP	787	741	6.33	6.33	4.58	59.39
	7	1285	XL AMER GRP	706	694	- 34.28	- 43.23	4.11	63.49
	8	69	FARMERS INS GRP	643	640	43.13	42.89	3.74	67.24
	9	4574	CATLIN US INS GRP	587	492	8.03	8.67	3.41	70.65
	10	212	ZURICH INS GRP	516	515	- 0.51	- 1.03	3.00	73.65
			**STATE TOTAL **	17,185	16,653	19.10	21.02	100.00	100.00
California	1	12	AMERICAN INTL GRP	41,603	41,770	37.35	38.41	15.55	15.55
	2	761	ALLIANZ INS GRP	28,445	27,988	73.41	78.83	10.63	26.18
	3	3098	TOKIO MARINE HOLDINGS INC GRP	23,722	18,297	- 0.28	3.06	8.86	35.04
	4	3548	TRAVELERS GRP	21,947	22,414	32.37	39.07	8.20	43.24
	5	4670	STARR GRP	16,685	16,535	29.77	37.78	6.23	49.48
	6	218	CNA INS GRP	14,503	16,485	49.55	54.79	5.42	54.90
	7	510	NAVIGATORS GRP	13,044	13,144	55.94	62.37	4.87	59.77
	8	1129	WHITE MOUNTAINS GRP	11,340	10,973	32.81	34.06	4.24	64.01
	9	212	ZURICH INS GRP	10,612	10,099	54.68	54.82	3.97	67.97
	10	785	MARKEL CORP GRP	9,698	9,430	16.94	21.95	3.62	71.60
			**STATE TOTAL **	267,605	260,258	35.85	43.14	100.00	100.00

PROPERTY AND CASUALTY INSURANCE INDUSTRY
MARKET SHARE REPORT - TOTAL PREMIUM
BY GROUP
08 - OCEAN MARINE

May 15, 2014

STATE	Rank	Group/ Company Code	Group/ Company Name	Direct Premiums Written (000)	Direct Premiums Earned (000)	Direct Loss to EP Ratio	Direct Loss & DCC to EP Ratio	Market Share %	Cumulative Market Share %
Colorado	1	12	AMERICAN INTL GRP	2,422	2,774	19.81	19.80	16.96	16.96
	2	1285	XL AMER GRP	1,712	1,707	- 11.17	- 12.27	11.99	28.95
	3	761	ALLIANZ INS GRP	1,440	1,302	33.36	35.69	10.08	39.03
	4	256	PROSIGHT GRP	1,092	1,228	- 26.39	- 12.15	7.64	46.68
	5	218	CNA INS GRP	735	849	21.05	26.54	5.15	51.83
	6	3548	TRAVELERS GRP	690	700	26.80	27.99	4.83	56.66
	7	984	HCC INS HOLDINGS GRP	668	581	48.00	48.40	4.68	61.33
	8	212	ZURICH INS GRP	645	646	41.58	41.90	4.52	65.85
	9	1129	WHITE MOUNTAINS GRP	564	517	27.33	27.33	3.95	69.80
	10	69	FARMERS INS GRP	545	549	47.94	47.67	3.82	73.62
			STATE TOTAL	14,279	14,066	21.80	24.21	100.00	100.00
Connecticut	1	3548	TRAVELERS GRP	8,551	8,364	49.49	52.57	16.56	16.56
	2	12	AMERICAN INTL GRP	5,891	6,002	96.21	100.32	11.41	27.96
	3	761	ALLIANZ INS GRP	4,696	4,727	81.98	83.03	9.09	37.05
	4	626	ACE LTD GRP	3,351	3,759	61.43	65.36	6.49	43.54
	5	1129	WHITE MOUNTAINS GRP	3,063	3,087	19.00	19.31	5.93	49.47
	6	218	CNA INS GRP	2,857	3,806	51.98	56.47	5.53	55.00
	7	38	CHUBB INC GRP	2,807	2,767	26.96	24.52	5.43	60.44
	8	4670	STARR GRP	2,565	2,575	49.10	55.66	4.97	65.40
	9	31	BERKSHIRE HATHAWAY GRP	2,251	1,091	49.63	47.91	4.36	69.76
	10	212	ZURICH INS GRP	2,116	2,098	53.64	53.52	4.10	73.86
			STATE TOTAL	51,652	51,402	60.43	63.25	100.00	100.00
Delaware	1	3548	TRAVELERS GRP	665	658	30.57	33.74	9.42	9.42
	2	12	AMERICAN INTL GRP	619	711	15.85	17.27	8.77	18.19
	3	4670	STARR GRP	550	680	100.21	106.08	7.80	25.99
	4	98	WR BERKLEY CORP GRP	532	506	8.38	8.17	7.53	33.52
	5	626	ACE LTD GRP	473	493	41.13	41.34	6.71	40.23
	6	31	BERKSHIRE HATHAWAY GRP	441	225	74.56	55.48	6.24	46.47
	7	218	CNA INS GRP	422	483	1.56	4.65	5.98	52.45
	8	1129	WHITE MOUNTAINS GRP	411	418	73.05	73.05	5.82	58.27
	9	111	LIBERTY MUT GRP	395	312	42.43	51.47	5.60	63.87
	10	510	NAVIGATORS GRP	341	296	35.16	36.49	4.84	68.71
			STATE TOTAL	7,059	7,003	24.24	23.51	100.00	100.00
District Of Columbia	1	12	AMERICAN INTL GRP	420	437	84.07	83.78	16.97	16.97
	2	510	NAVIGATORS GRP	266	214	44.14	45.79	10.74	27.70
	3	218	CNA INS GRP	217	244	87.16	93.78	8.77	36.48
	4	31	BERKSHIRE HATHAWAY GRP	186	72	60.63	- 9.36	7.52	44.00
	5	1129	WHITE MOUNTAINS GRP	184	175	1.02	1.02	7.45	51.45
	6	626	ACE LTD GRP	174	175	20.50	10.26	7.05	58.50
	7	3548	TRAVELERS GRP	174	169	13.52	9.21	7.04	65.54
	8	19	ASSURANT INC GRP	140	161	65.70	58.35	5.66	71.20
	9	65	FM GLOBAL GRP	127	150	30.88	31.15	5.13	76.34
	10	785	MARKEL CORP GRP	124	117	- 7.04	- 4.93	5.00	81.34
			STATE TOTAL	2,473	2,438	41.36	38.99	100.00	100.00
Florida	1	12	AMERICAN INTL GRP	39,032	40,356	59.36	62.61	13.33	13.33
	2	31	BERKSHIRE HATHAWAY GRP	29,590	17,295	53.50	53.89	10.11	23.43
	3	218	CNA INS GRP	28,814	36,820	31.99	35.61	9.84	33.28
	4	3548	TRAVELERS GRP	25,374	25,826	27.68	34.47	8.67	41.94
	5	626	ACE LTD GRP	24,363	25,419	78.83	79.07	8.32	50.26
	6	4670	STARR GRP	15,916	15,580	52.98	66.51	5.44	55.70
	7	37672	SEVEN SEAS INS CO INC	15,497	15,501	11.63	11.63	5.29	60.99
	8	38	CHUBB INC GRP	14,645	16,210	19.25	20.02	5.00	65.99
	9	1129	WHITE MOUNTAINS GRP	14,070	14,279	21.85	23.65	4.81	70.80
	10	761	ALLIANZ INS GRP	11,423	10,266	43.81	46.77	3.90	74.70
			STATE TOTAL	292,818	286,930	40.52	44.06	100.00	100.00

PROPERTY AND CASUALTY INSURANCE INDUSTRY
MARKET SHARE REPORT - TOTAL PREMIUM
BY GROUP
08 - OCEAN MARINE

May 15, 2014

STATE	Rank	Group/ Company Code	Group/ Company Name	Direct Premiums Written (000)	Direct Premiums Earned (000)	Direct Loss to EP Ratio	Direct Loss & DCC to EP Ratio	Market Share %	Cumulative Market Share %
Georgia	1	12	AMERICAN INTL GRP	15,370	15,042	9.24	9.52	33.57	33.57
	2	3548	TRAVELERS GRP	3,453	3,470	41.27	42.35	7.54	41.11
	3	38	CHUBB INC GRP	2,715	2,621	71.41	79.88	5.93	47.04
	4	761	ALLIANZ INS GRP	2,573	2,933	59.08	60.43	5.62	52.66
	5	4670	STARR GRP	1,955	2,244	9.49	12.55	4.27	56.93
	6	84	AMERICAN FINANCIAL GRP	1,645	1,592	54.88	57.78	3.59	60.52
	7	218	CNA INS GRP	1,612	1,983	48.97	52.38	3.52	64.04
	8	88	THE HANOVER INS GRP	1,278	1,274	11.14	10.82	2.79	66.84
	9	1129	WHITE MOUNTAINS GRP	1,255	1,185	- 4.08	- 3.74	2.74	69.58
	10	212	ZURICH INS GRP	1,182	1,055	41.92	41.15	2.58	72.16
			**STATE TOTAL **	45,786	45,110	24.27	24.36	100.00	100.00
Hawaii	1	1129	WHITE MOUNTAINS GRP	1,895	1,798	74.16	75.11	13.43	13.43
	2	158	FAIRFAX FIN GRP	1,796	1,070	42.42	44.87	12.73	26.15
	3	510	NAVIGATORS GRP	1,596	1,522	22.33	22.85	11.31	37.47
	4	3548	TRAVELERS GRP	1,362	1,333	65.97	71.64	9.65	47.12
	5	12	AMERICAN INTL GRP	1,307	1,337	23.80	23.03	9.26	56.38
	6	761	ALLIANZ INS GRP	1,150	1,105	41.11	50.01	8.15	64.53
	7	785	MARKEL CORP GRP	1,004	942	- 2.89	- 0.77	7.11	71.65
	8	4670	STARR GRP	788	763	4.96	9.81	5.58	77.23
	9	218	CNA INS GRP	753	686	105.95	112.06	5.33	82.57
	10	626	ACE LTD GRP	650	759	12.92	13.16	4.60	87.17
			**STATE TOTAL **	14,111	13,926	49.79	52.91	100.00	100.00
Idaho	1	12	AMERICAN INTL GRP	802	841	4.37	4.28	16.26	16.26
	2	212	ZURICH INS GRP	704	590	7.73	7.71	14.27	30.53
	3	3548	TRAVELERS GRP	593	564	9.81	9.44	12.04	42.57
	4	69	FARMERS INS GRP	449	441	37.11	36.98	9.11	51.68
	5	785	MARKEL CORP GRP	371	335	- 18.17	- 15.79	7.52	59.20
	6	38	CHUBB INC GRP	171	157	- 7.48	- 8.75	3.47	62.66
	7	88	THE HANOVER INS GRP	164	126	17.42	17.34	3.33	66.00
	8	31	BERKSHIRE HATHAWAY GRP	163	112	14.27	9.72	3.31	69.30
	9	4670	STARR GRP	155	143	- 7.65	- 8.38	3.14	72.45
	10	626	ACE LTD GRP	145	144	92.60	91.44	2.93	75.38
			**STATE TOTAL **	4,930	4,616	24.05	24.06	100.00	100.00
Illinois	1	12	AMERICAN INTL GRP	14,810	14,962	38.27	38.75	16.64	16.64
	2	212	ZURICH INS GRP	9,613	9,718	59.65	60.20	10.80	27.44
	3	3548	TRAVELERS GRP	9,258	8,987	62.78	66.04	10.40	37.84
	4	4670	STARR GRP	6,478	5,979	76.42	81.83	7.28	45.12
	5	761	ALLIANZ INS GRP	6,291	6,348	49.64	50.79	7.07	52.19
	6	218	CNA INS GRP	5,567	5,425	51.52	54.58	6.25	58.45
	7	3098	TOKIO MARINE HOLDINGS INC GRP	5,375	4,679	44.44	44.53	6.04	64.49
	8	1285	XL AMER GRP	2,771	2,659	128.83	128.11	3.11	67.60
	9	1129	WHITE MOUNTAINS GRP	2,614	2,636	21.63	23.50	2.94	70.54
	10	4715	MS & AD INS GRP	2,504	2,849	74.72	75.35	2.81	73.35
			**STATE TOTAL **	88,999	87,406	56.06	58.15	100.00	100.00
Indiana	1	4670	STARR GRP	8,781	5,852	109.40	112.97	34.28	34.28
	2	12	AMERICAN INTL GRP	4,107	4,189	39.97	43.14	16.03	50.31
	3	761	ALLIANZ INS GRP	1,777	1,538	42.40	36.52	6.94	57.25
	4	3548	TRAVELERS GRP	1,755	1,695	5.91	5.91	6.85	64.10
	5	212	ZURICH INS GRP	1,132	1,104	- 25.04	- 27.72	4.42	68.52
	6	785	MARKEL CORP GRP	809	726	40.52	42.55	3.16	71.68
	7	218	CNA INS GRP	802	1,148	- 8.83	- 8.09	3.13	74.81
	8	38	CHUBB INC GRP	721	749	65.99	62.85	2.81	77.62
	9	88	THE HANOVER INS GRP	705	663	26.58	27.67	2.75	80.37
	10	1285	XL AMER GRP	629	650	-475.62	-474.37	2.45	82.83
			**STATE TOTAL **	25,619	22,529	18.44	19.56	100.00	100.00

PROPERTY AND CASUALTY INSURANCE INDUSTRY
MARKET SHARE REPORT - TOTAL PREMIUM
BY GROUP
08 - OCEAN MARINE

May 15, 2014

STATE	Rank	Group/ Company Code	Group/ Company Name	Direct Premiums Written (000)	Direct Premiums Earned (000)	Direct Loss to EP Ratio	Direct Loss & DCC to EP Ratio	Market Share %	Cumulative Market Share %
Iowa	1	12	AMERICAN INTL GRP	2,000	2,022	75.36	75.55	28.61	28.61
	2	3548	TRAVELERS GRP	1,189	1,202	45.69	48.39	17.01	45.62
	3	4670	STARR GRP	509	595	29.19	47.84	7.28	52.90
	4	218	CNA INS GRP	430	502	0.60	49.84	6.15	59.05
	5	761	ALLIANZ INS GRP	377	302	- 95.21	-105.45	5.40	64.45
	6	38	CHUBB INC GRP	312	332	- 1.39	- 2.39	4.46	68.91
	7	212	ZURICH INS GRP	247	122	- 44.59	- 44.85	3.53	72.44
	8	91	HARTFORD FIRE & CAS GRP	229	259	6.80	7.28	3.28	75.72
	9	785	MARKEL CORP GRP	221	202	7.80	10.90	3.16	78.88
	10	1129	WHITE MOUNTAINS GRP	194	178	85.63	91.99	2.78	81.67
			**STATE TOTAL **	6,991	6,893	30.46	38.28	100.00	100.00
Kansas	1	12	AMERICAN INTL GRP	4,774	4,527	74.75	74.73	50.22	50.22
	2	3548	TRAVELERS GRP	795	773	10.41	9.79	8.37	58.59
	3	1285	XL AMER GRP	638	627	- 80.65	- 81.41	6.72	65.31
	4	256	PROSIGHT GRP	373	395	- 14.34	8.86	3.92	69.23
	5	218	CNA INS GRP	360	368	104.49	104.23	3.79	73.02
	6	69	FARMERS INS GRP	343	352	30.85	30.68	3.61	76.63
	7	761	ALLIANZ INS GRP	240	251	24.66	26.70	2.52	79.15
	8	1129	WHITE MOUNTAINS GRP	207	214	5.12	5.12	2.18	81.33
	9	91	HARTFORD FIRE & CAS GRP	186	189	50.38	51.77	1.96	83.29
	10	212	ZURICH INS GRP	180	75	18.13	17.94	1.90	85.19
			**STATE TOTAL **	9,505	9,176	41.03	42.34	100.00	100.00
Kentucky	1	12	AMERICAN INTL GRP	2,520	2,549	46.37	46.30	11.65	11.65
	2	218	CNA INS GRP	2,314	2,454	108.57	110.23	10.70	22.35
	3	3548	TRAVELERS GRP	2,057	1,936	57.06	60.11	9.51	31.86
	4	626	ACE LTD GRP	2,026	2,040	49.88	48.95	9.37	41.22
	5	88	THE HANOVER INS GRP	1,791	1,351	10.31	11.47	8.28	49.50
	6	1129	WHITE MOUNTAINS GRP	1,531	1,452	- 16.80	- 16.80	7.08	56.58
	7	761	ALLIANZ INS GRP	1,418	1,381	66.55	65.75	6.55	63.13
	8	4670	STARR GRP	835	1,041	50.65	53.06	3.86	66.99
	9	1285	XL AMER GRP	792	784	- 35.90	- 41.09	3.66	70.65
	10	785	MARKEL CORP GRP	668	617	14.13	14.50	3.09	73.74
			**STATE TOTAL **	21,634	20,894	46.20	46.99	100.00	100.00
Louisiana	1	984	HCC INS HOLDINGS GRP	43,345	38,351	51.83	64.96	19.10	19.10
	2	4670	STARR GRP	24,852	23,175	34.07	42.16	10.95	30.05
	3	1129	WHITE MOUNTAINS GRP	14,365	14,060	38.13	39.99	6.33	36.37
	4	256	PROSIGHT GRP	12,063	11,398	17.53	53.92	5.31	41.69
	5	3548	TRAVELERS GRP	11,804	11,655	27.93	37.56	5.20	46.89
	6	218	CNA INS GRP	10,978	10,576	53.43	55.79	4.84	51.73
	7	761	ALLIANZ INS GRP	9,030	8,827	- 0.11	- 1.96	3.98	55.70
	8	1285	XL AMER GRP	8,834	7,820	71.41	84.25	3.89	59.60
	9	111	LIBERTY MUT GRP	8,600	9,207	16.22	- 4.69	3.79	63.39
	10	84	AMERICAN FINANCIAL GRP	8,178	8,159	5.03	10.14	3.60	66.99
			**STATE TOTAL **	226,976	217,267	39.48	49.19	100.00	100.00
Maine	1	98	WR BERKLEY CORP GRP	3,979	4,268	41.44	42.12	16.21	16.21
	2	1129	WHITE MOUNTAINS GRP	3,210	3,111	14.60	15.57	13.08	29.29
	3	3548	TRAVELERS GRP	2,617	2,670	5.30	4.87	10.66	39.95
	4	626	ACE LTD GRP	2,138	2,092	87.49	87.86	8.71	48.66
	5	91	HARTFORD FIRE & CAS GRP	1,628	1,265	21.79	22.76	6.63	55.29
	6	181	SWISS RE GRP	1,307	1,133	54.39	49.23	5.33	60.61
	7	38	CHUBB INC GRP	1,283	1,245	19.02	23.41	5.22	65.84
	8	218	CNA INS GRP	1,097	1,285	54.70	57.49	4.47	70.31
	9	84	AMERICAN FINANCIAL GRP	965	955	73.66	70.77	3.93	74.24
	10	4670	STARR GRP	853	818	- 2.22	- 1.71	3.48	77.72
			**STATE TOTAL **	24,548	24,044	31.12	32.20	100.00	100.00

PROPERTY AND CASUALTY INSURANCE INDUSTRY
MARKET SHARE REPORT - TOTAL PREMIUM
BY GROUP
08 - OCEAN MARINE

May 15, 2014

STATE	Rank	Group/ Company Code	Group/ Company Name	Direct Premiums Written (000)	Direct Premiums Earned (000)	Direct Loss to EP Ratio	Direct Loss & DCC to EP Ratio	Market Share %	Cumulative Market Share %
Maryland	1	31	BERKSHIRE HATHAWAY GRP	43,350	38,985	60.81	61.02	48.35	48.35
	2	3548	TRAVELERS GRP	8,550	8,888	27.44	30.71	9.54	57.89
	3	626	ACE LTD GRP	6,141	5,892	69.68	69.69	6.85	64.74
	4	218	CNA INS GRP	5,751	8,692	50.55	55.06	6.41	71.15
	5	12	AMERICAN INTL GRP	4,327	4,379	26.53	32.10	4.83	75.98
	6	84	AMERICAN FINANCIAL GRP	2,304	2,087	54.43	55.57	2.57	78.55
	7	785	MARKEL CORP GRP	2,138	2,132	3.47	6.54	2.38	80.93
	8	88	THE HANOVER INS GRP	2,065	2,041	23.38	23.90	2.30	83.23
	9	1129	WHITE MOUNTAINS GRP	1,949	1,973	17.53	20.66	2.17	85.41
	10	4670	STARR GRP	1,685	1,717	23.68	25.07	1.88	87.29
			**STATE TOTAL **	89,658	88,446	49.02	50.45	100.00	100.00
Massachusetts	1	12	AMERICAN INTL GRP	11,952	11,555	55.24	69.70	13.52	13.52
	2	3548	TRAVELERS GRP	10,300	10,539	26.45	26.28	11.65	25.18
	3	1129	WHITE MOUNTAINS GRP	9,311	9,299	38.96	42.04	10.53	35.71
	4	218	CNA INS GRP	7,506	7,541	79.48	83.11	8.49	44.20
	5	4670	STARR GRP	7,115	6,530	56.67	63.32	8.05	52.25
	6	626	ACE LTD GRP	5,632	5,462	97.54	94.88	6.37	58.62
	7	761	ALLIANZ INS GRP	4,862	4,740	49.59	51.19	5.50	64.13
	8	38	CHUBB INC GRP	4,164	4,456	16.25	17.17	4.71	68.84
	9	84	AMERICAN FINANCIAL GRP	3,090	2,763	25.97	27.02	3.50	72.33
	10	98	WR BERKLEY CORP GRP	2,848	2,857	29.42	29.41	3.22	75.56
			**STATE TOTAL **	88,385	87,104	39.94	42.11	100.00	100.00
Michigan	1	12	AMERICAN INTL GRP	8,324	8,047	62.06	61.93	15.99	15.99
	2	3548	TRAVELERS GRP	4,345	4,152	74.91	84.45	8.35	24.35
	3	88	THE HANOVER INS GRP	4,180	3,756	47.92	52.28	8.03	32.38
	4	761	ALLIANZ INS GRP	4,098	3,811	97.59	107.47	7.87	40.25
	5	212	ZURICH INS GRP	3,914	2,513	352.91	351.25	7.52	47.77
	6	4670	STARR GRP	3,309	2,825	193.91	199.41	6.36	54.13
	7	31	BERKSHIRE HATHAWAY GRP	2,920	1,475	46.61	46.19	5.61	59.74
	8	218	CNA INS GRP	2,857	3,959	37.83	43.16	5.49	65.23
	9	626	ACE LTD GRP	2,435	2,413	123.02	121.59	4.68	69.91
	10	785	MARKEL CORP GRP	1,997	1,860	23.20	28.26	3.84	73.75
			**STATE TOTAL **	52,039	48,135	85.36	88.05	100.00	100.00
Minnesota	1	12	AMERICAN INTL GRP	7,969	7,094	26.33	26.07	26.85	26.85
	2	3548	TRAVELERS GRP	4,612	4,543	26.03	26.74	15.54	42.40
	3	111	LIBERTY MUT GRP	2,791	2,614	64.57	64.69	9.40	51.80
	4	69	FARMERS INS GRP	2,089	2,073	50.39	50.34	7.04	58.84
	5	218	CNA INS GRP	1,752	1,888	0.68	30.40	5.90	64.74
	6	38	CHUBB INC GRP	1,369	1,398	35.30	32.59	4.61	69.35
	7	4670	STARR GRP	1,247	1,332	19.19	22.26	4.20	73.56
	8	1129	WHITE MOUNTAINS GRP	946	977	8.36	9.54	3.19	76.74
	9	626	ACE LTD GRP	886	858	- 20.47	12.11	2.98	79.73
	10	761	ALLIANZ INS GRP	810	885	50.82	53.83	2.73	82.46
			**STATE TOTAL **	29,677	28,433	51.84	55.59	100.00	100.00
Mississippi	1	4670	STARR GRP	2,647	2,831	1.08	6.52	13.56	13.56
	2	12	AMERICAN INTL GRP	2,320	2,156	21.48	21.16	11.88	25.44
	3	3548	TRAVELERS GRP	1,972	1,961	17.46	25.61	10.10	35.54
	4	1129	WHITE MOUNTAINS GRP	1,181	1,162	14.93	16.09	6.05	41.59
	5	4574	CATLIN US INS GRP	1,159	1,072	87.28	88.29	5.94	47.53
	6	1285	XL AMER GRP	1,079	900	33.04	33.92	5.53	53.05
	7	218	CNA INS GRP	1,055	1,390	- 0.96	5.34	5.40	58.46
	8	111	LIBERTY MUT GRP	1,051	1,080	10.78	- 3.00	5.38	63.84
	9	31	BERKSHIRE HATHAWAY GRP	841	511	32.52	46.47	4.31	68.15
	10	510	NAVIGATORS GRP	762	721	- 12.61	- 13.04	3.90	72.05
			**STATE TOTAL **	19,524	19,381	21.47	26.51	100.00	100.00

PROPERTY AND CASUALTY INSURANCE INDUSTRY
MARKET SHARE REPORT - TOTAL PREMIUM
BY GROUP
08 - OCEAN MARINE

May 15, 2014

STATE	Rank	Group/ Company Code	Group/ Company Name	Direct Premiums Written (000)	Direct Premiums Earned (000)	Direct Loss to EP Ratio	Direct Loss & DCC to EP Ratio	Market Share %	Cumulative Market Share %
Missouri	1	12	AMERICAN INTL GRP	5,885	5,683	- 12.12	- 12.08	18.66	18.66
	2	1129	WHITE MOUNTAINS GRP	2,379	2,383	24.45	24.46	7.54	26.21
	3	218	CNA INS GRP	2,358	2,653	110.37	138.67	7.48	33.69
	4	3548	TRAVELERS GRP	2,145	2,056	51.97	79.22	6.80	40.49
	5	38	CHUBB INC GRP	1,972	1,742	128.66	128.18	6.26	46.75
	6	785	MARKEL CORP GRP	1,839	1,798	19.87	29.55	5.83	52.58
	7	84	AMERICAN FINANCIAL GRP	1,546	1,509	- 18.42	- 18.63	4.90	57.48
	8	212	ZURICH INS GRP	1,374	1,135	38.49	43.82	4.36	61.84
	9	761	ALLIANZ INS GRP	1,370	1,268	165.05	171.18	4.34	66.18
	10	69	FARMERS INS GRP	1,197	1,169	58.94	60.01	3.80	69.98
			STATE TOTAL	31,532	30,033	46.51	55.46	100.00	100.00
Montana	1	12	AMERICAN INTL GRP	1,754	1,744	3.46	3.37	49.83	49.83
	2	3548	TRAVELERS GRP	448	480	25.84	25.36	12.73	62.56
	3	69	FARMERS INS GRP	326	316	40.17	40.88	9.25	71.81
	4	510	NAVIGATORS GRP	143	143	20.34	20.58	4.05	75.86
	5	785	MARKEL CORP GRP	132	127	- 13.77	- 18.40	3.74	79.61
	6	38	CHUBB INC GRP	93	90	255.95	255.95	2.63	82.24
	7	783	RLI INS GRP	74	74	19.43	21.59	2.11	84.35
	8	626	ACE LTD GRP	68	64	117.45	115.52	1.93	86.28
	9	91	HARTFORD FIRE & CAS GRP	68	71	35.07	37.75	1.93	88.21
	10	158	FAIRFAX FIN GRP	64	49	30.74	33.20	1.82	90.03
			STATE TOTAL	3,520	3,520	20.00	19.43	100.00	100.00
Nebraska	1	212	ZURICH INS GRP	987	1,030	29.61	41.76	23.58	23.58
	2	12	AMERICAN INTL GRP	723	703	20.19	20.94	17.27	40.84
	3	3548	TRAVELERS GRP	607	608	81.16	82.44	14.50	55.34
	4	218	CNA INS GRP	341	389	94.78	89.72	8.14	63.48
	5	3098	TOKIO MARINE HOLDINGS INC GRP	181	98	-120.12	-121.63	4.33	67.81
	6	91	HARTFORD FIRE & CAS GRP	163	152	553.41	605.73	3.89	71.70
	7	510	NAVIGATORS GRP	162	162	33.43	34.69	3.87	75.57
	8	69	FARMERS INS GRP	146	149	10.54	10.28	3.48	79.05
	9	1285	XL AMER GRP	124	100	18.38	12.37	2.95	82.00
	10	1129	WHITE MOUNTAINS GRP	106	98	9.94	9.94	2.53	84.53
			STATE TOTAL	4,187	4,116	52.78	57.46	100.00	100.00
Nevada	1	12	AMERICAN INTL GRP	1,416	1,490	9.65	9.73	20.26	20.26
	2	3548	TRAVELERS GRP	743	675	16.37	16.32	10.63	30.89
	3	761	ALLIANZ INS GRP	665	656	13.73	15.49	9.51	40.40
	4	212	ZURICH INS GRP	636	987	96.11	97.24	9.09	49.50
	5	510	NAVIGATORS GRP	472	444	26.86	27.87	6.75	56.25
	6	69	FARMERS INS GRP	429	427	82.66	82.87	6.14	62.39
	7	361	MUNICH RE GRP	372	362	56.13	57.26	5.33	67.71
	8	218	CNA INS GRP	253	313	80.56	83.83	3.62	71.33
	9	626	ACE LTD GRP	217	214	223.22	233.96	3.11	74.44
	10	1129	WHITE MOUNTAINS GRP	217	228	42.64	42.64	3.10	77.54
			STATE TOTAL	6,989	7,346	53.10	55.94	100.00	100.00
New Hampshire	1	12	AMERICAN INTL GRP	1,448	1,469	29.64	29.72	12.23	12.23
	2	3548	TRAVELERS GRP	1,161	1,187	20.57	20.50	9.80	22.03
	3	4670	STARR GRP	1,136	946	16.59	38.90	9.59	31.62
	4	98	WR BERKLEY CORP GRP	1,063	1,044	48.14	50.72	8.98	40.60
	5	1129	WHITE MOUNTAINS GRP	790	811	- 23.03	- 21.48	6.67	47.27
	6	218	CNA INS GRP	786	956	27.38	29.30	6.63	53.91
	7	626	ACE LTD GRP	623	565	67.98	74.48	5.26	59.17
	8	785	MARKEL CORP GRP	614	583	32.26	30.34	5.18	64.35
	9	761	ALLIANZ INS GRP	496	505	2.20	2.31	4.19	68.54
	10	31	BERKSHIRE HATHAWAY GRP	486	255	39.55	34.06	4.10	72.64
			STATE TOTAL	11,843	11,776	26.63	30.59	100.00	100.00

PROPERTY AND CASUALTY INSURANCE INDUSTRY
MARKET SHARE REPORT - TOTAL PREMIUM
BY GROUP
08 - OCEAN MARINE

May 15, 2014

STATE	Rank	Group/ Company Code	Group/ Company Name	Direct Premiums Written (000)	Direct Premiums Earned (000)	Direct Loss to EP Ratio	Direct Loss & DCC to EP Ratio	Market Share %	Cumulative Market Share %
New Jersey	1	3548	TRAVELERS GRP	18,970	18,899	79.81	88.86	13.75	13.75
	2	761	ALLIANZ INS GRP	17,842	18,039	100.33	103.42	12.93	26.67
	3	12	AMERICAN INTL GRP	15,762	16,089	23.56	24.76	11.42	38.09
	4	218	CNA INS GRP	8,675	9,878	203.91	224.37	6.29	44.38
	5	4670	STARR GRP	8,190	7,525	258.10	277.21	5.93	50.31
	6	626	ACE LTD GRP	7,491	7,450	-470.18	-470.62	5.43	55.74
	7	212	ZURICH INS GRP	7,167	7,268	-166.43	-164.96	5.19	60.94
	8	1129	WHITE MOUNTAINS GRP	6,271	6,474	95.46	97.16	4.54	65.48
	9	968	AXA INS GRP	5,699	5,707	- 24.32	- 24.22	4.13	69.61
	10	38	CHUBB INC GRP	5,503	5,979	33.37	27.97	3.99	73.60
			**STATE TOTAL **	138,011	136,664	44.24	49.77	100.00	100.00
New Mexico	1	12	AMERICAN INTL GRP	515	488	9.16	9.12	27.16	27.16
	2	69	FARMERS INS GRP	231	235	22.60	22.56	12.19	39.35
	3	4670	STARR GRP	185	47	12.02	13.36	9.76	49.10
	4	3548	TRAVELERS GRP	151	158	19.20	18.26	7.94	57.05
	5	88	THE HANOVER INS GRP	101	97	8.69	8.62	5.34	62.38
	6	31	BERKSHIRE HATHAWAY GRP	101	71	39.43	39.65	5.30	67.69
	7	256	PROSIGHT GRP	88	85	4.75	25.24	4.64	72.33
	8	785	MARKEL CORP GRP	72	74	-380.86	-525.76	3.78	76.11
	9	1129	WHITE MOUNTAINS GRP	68	80	73.84	73.84	3.60	79.71
	10	3416	AXIS CAPITAL GRP	60	69	- 0.57	- 0.64	3.16	82.87
			**STATE TOTAL **	1,896	1,742	5.76	0.49	100.00	100.00
New York	1	13366	AMERICAN STEAMSHIP OWNERS MUT PROT	105,417	105,299	50.08	55.42	23.62	23.62
	2	761	ALLIANZ INS GRP	47,077	45,833	67.30	73.12	10.55	34.17
	3	12	AMERICAN INTL GRP	32,973	34,095	76.71	79.60	7.39	41.56
	4	3548	TRAVELERS GRP	29,029	31,902	31.47	34.56	6.50	48.06
	5	3219	NKSJ HOLDINGS INC GRP	24,048	23,389	0.20	12.84	5.39	53.45
	6	4670	STARR GRP	23,500	23,845	105.81	119.54	5.27	58.71
	7	84	AMERICAN FINANCIAL GRP	19,867	19,376	47.77	49.35	4.45	63.17
	8	38	CHUBB INC GRP	17,234	17,145	40.66	40.57	3.86	67.03
	9	38300	SAMSUNG FIRE & MARINE INS CO LTD	16,983	19,792	25.73	25.67	3.81	70.83
	10	212	ZURICH INS GRP	16,153	16,365	- 4.33	- 5.37	3.62	74.45
			**STATE TOTAL **	446,304	450,824	40.06	44.69	100.00	100.00
North Carolina	1	3548	TRAVELERS GRP	5,466	5,561	11.80	15.02	14.72	14.72
	2	12	AMERICAN INTL GRP	5,143	5,129	16.12	16.26	13.85	28.57
	3	626	ACE LTD GRP	3,672	3,695	101.74	103.51	9.89	38.46
	4	761	ALLIANZ INS GRP	2,929	2,890	44.07	37.50	7.89	46.34
	5	31	BERKSHIRE HATHAWAY GRP	2,047	1,071	38.84	52.12	5.51	51.86
	6	218	CNA INS GRP	1,740	2,446	58.24	61.74	4.69	56.54
	7	785	MARKEL CORP GRP	1,590	1,559	26.12	32.52	4.28	60.83
	8	4670	STARR GRP	1,381	1,316	34.29	43.08	3.72	64.54
	9	1129	WHITE MOUNTAINS GRP	1,202	1,149	71.02	71.44	3.24	67.78
	10	158	FAIRFAX FIN GRP	1,001	978	37.32	39.46	2.70	70.47
			**STATE TOTAL **	37,135	36,422	35.40	37.03	100.00	100.00
North Dakota	1	212	ZURICH INS GRP	271	271	2194.94	2258.65	20.24	20.24
	2	3548	TRAVELERS GRP	243	250	30.80	25.37	18.16	38.40
	3	12	AMERICAN INTL GRP	186	186	7.97	7.95	13.94	52.34
	4	69	FARMERS INS GRP	164	151	90.94	90.93	12.24	64.58
	5	38	CHUBB INC GRP	77	79	302.49	302.35	5.79	70.37
	6	1129	WHITE MOUNTAINS GRP	55	52	15.33	15.33	4.11	74.48
	7	91	HARTFORD FIRE & CAS GRP	49	32	18.12	21.86	3.65	78.13
	8	3098	TOKIO MARINE HOLDINGS INC GRP	48	48	3.80	5.60	3.60	81.73
	9	31	BERKSHIRE HATHAWAY GRP	46	30	22.66	21.97	3.46	85.19
	10	98	WR BERKLEY CORP GRP	41	41	7.19	7.19	3.09	88.28
			**STATE TOTAL **	1,337	1,301	497.62	509.69	100.00	100.00

PROPERTY AND CASUALTY INSURANCE INDUSTRY
MARKET SHARE REPORT - TOTAL PREMIUM
BY GROUP
08 - OCEAN MARINE

May 15, 2014

STATE	Rank	Group/ Company Code	Group/ Company Name	Direct Premiums Written (000)	Direct Premiums Earned (000)	Direct Loss to EP Ratio	Direct Loss & DCC to EP Ratio	Market Share %	Cumulative Market Share %
Ohio	1	12	AMERICAN INTL GRP	10,884	10,734	107.03	107.15	21.33	21.33
	2	4670	STARR GRP	5,250	4,649	113.09	119.27	10.29	31.62
	3	3548	TRAVELERS GRP	4,409	4,542	39.23	40.80	8.64	40.26
	4	761	ALLIANZ INS GRP	3,975	3,615	47.45	51.46	7.79	48.06
	5	218	CNA INS GRP	3,006	3,291	27.09	32.60	5.89	53.95
	6	84	AMERICAN FINANCIAL GRP	2,824	2,826	17.22	19.12	5.54	59.48
	7	38	CHUBB INC GRP	2,439	2,491	8.68	9.66	4.78	64.26
	8	510	NAVIGATORS GRP	1,929	1,342	41.74	42.38	3.78	68.04
	9	626	ACE LTD GRP	1,724	1,734	89.03	84.37	3.38	71.42
	10	785	MARKEL CORP GRP	1,525	1,517	8.89	9.77	2.99	74.41
			STATE TOTAL	51,020	47,820	64.85	67.07	100.00	100.00
Oklahoma	1	984	HCC INS HOLDINGS GRP	8,008	6,942	68.18	68.57	31.20	31.20
	2	12	AMERICAN INTL GRP	3,333	4,154	11.50	12.22	12.98	44.18
	3	256	PROSIGHT GRP	2,107	1,825	- 16.23	4.42	8.21	52.39
	4	98	WR BERKLEY CORP GRP	2,060	2,208	- 43.83	- 43.83	8.03	60.41
	5	69	FARMERS INS GRP	1,521	1,481	73.02	73.12	5.92	66.34
	6	111	LIBERTY MUT GRP	1,010	999	- 24.65	- 39.04	3.93	70.27
	7	3548	TRAVELERS GRP	914	860	25.15	25.10	3.56	73.83
	8	38	CHUBB INC GRP	751	797	100.55	112.79	2.93	76.76
	9	785	MARKEL CORP GRP	742	700	28.15	34.73	2.89	79.65
	10	158	FAIRFAX FIN GRP	580	515	17.13	19.32	2.26	81.91
			STATE TOTAL	25,671	25,099	27.59	29.87	100.00	100.00
Oregon	1	12	AMERICAN INTL GRP	4,871	4,836	1.77	1.13	16.86	16.86
	2	3548	TRAVELERS GRP	3,399	3,459	15.04	18.13	11.76	28.62
	3	761	ALLIANZ INS GRP	3,163	2,845	108.07	107.84	10.94	39.56
	4	510	NAVIGATORS GRP	2,413	2,330	44.93	53.72	8.35	47.91
	5	4670	STARR GRP	1,691	1,758	1152.81	1182.96	5.85	53.76
	6	38	CHUBB INC GRP	1,250	1,270	36.56	36.08	4.33	58.09
	7	158	FAIRFAX FIN GRP	1,232	819	28.19	30.60	4.26	62.35
	8	1129	WHITE MOUNTAINS GRP	1,222	1,302	11.38	11.64	4.23	66.58
	9	218	CNA INS GRP	1,218	1,380	18.11	20.96	4.21	70.79
	10	3485	ROTHSCHILD INTL GRP	1,183	1,203	9.09	9.50	4.09	74.89
			STATE TOTAL	28,899	28,630	108.84	113.30	100.00	100.00
Pennsylvania	1	12	AMERICAN INTL GRP	10,864	10,278	23.75	24.38	20.20	20.20
	2	4670	STARR GRP	6,125	6,112	76.01	85.62	11.39	31.58
	3	3548	TRAVELERS GRP	5,928	6,081	40.22	43.92	11.02	42.60
	4	761	ALLIANZ INS GRP	4,895	3,734	110.07	123.18	9.10	51.70
	5	1285	XL AMER GRP	2,645	2,319	45.65	45.61	4.92	56.62
	6	218	CNA INS GRP	2,640	2,869	84.30	92.18	4.91	61.53
	7	38	CHUBB INC GRP	2,120	2,846	- 6.71	- 10.48	3.94	65.47
	8	212	ZURICH INS GRP	2,043	1,935	38.29	39.20	3.80	69.27
	9	517	HANNOVER GRP	2,036	1,472	127.21	132.83	3.79	73.05
	10	1129	WHITE MOUNTAINS GRP	1,882	1,871	28.89	31.94	3.50	76.55
			STATE TOTAL	53,790	50,491	43.78	40.89	100.00	100.00
Rhode Island	1	761	ALLIANZ INS GRP	4,367	4,361	21.20	22.32	15.79	15.79
	2	12	AMERICAN INTL GRP	3,719	3,707	53.01	54.33	13.45	29.24
	3	3548	TRAVELERS GRP	3,154	3,301	32.31	33.26	11.40	40.64
	4	626	ACE LTD GRP	2,927	2,929	222.72	221.55	10.58	51.23
	5	38	CHUBB INC GRP	1,991	2,079	1.07	- 0.32	7.20	58.42
	6	510	NAVIGATORS GRP	1,463	495	34.87	35.82	5.29	63.71
	7	1129	WHITE MOUNTAINS GRP	1,391	1,462	96.95	104.00	5.03	68.74
	8	65	FM GLOBAL GRP	1,128	1,371	- 12.51	- 12.66	4.08	72.82
	9	218	CNA INS GRP	1,127	1,392	35.04	39.13	4.08	76.90
	10	84	AMERICAN FINANCIAL GRP	910	813	52.52	52.17	3.29	80.19
			STATE TOTAL	27,655	27,198	49.48	48.85	100.00	100.00

PROPERTY AND CASUALTY INSURANCE INDUSTRY
MARKET SHARE REPORT - TOTAL PREMIUM
BY GROUP
08 - OCEAN MARINE

May 15, 2014

STATE	Rank	Group/ Company Code	Group/ Company Name	Direct Premiums Written (000)	Direct Premiums Earned (000)	Direct Loss to EP Ratio	Direct Loss & DCC to EP Ratio	Market Share %	Cumulative Market Share %
South Carolina	1	3548	TRAVELERS GRP	5,536	5,393	19.91	24.43	21.68	21.68
	2	12	AMERICAN INTL GRP	2,935	3,044	72.81	72.58	11.50	33.18
	3	626	ACE LTD GRP	2,702	2,638	94.07	107.28	10.58	43.76
	4	761	ALLIANZ INS GRP	1,704	1,755	13.94	14.40	6.67	50.44
	5	785	MARKEL CORP GRP	1,397	1,361	44.87	58.41	5.47	55.91
	6	218	CNA INS GRP	1,243	1,606	16.94	18.64	4.87	60.78
	7	1129	WHITE MOUNTAINS GRP	1,122	1,098	33.11	33.44	4.40	65.18
	8	38	CHUBB INC GRP	689	880	17.13	12.66	2.70	67.87
	9	31	BERKSHIRE HATHAWAY GRP	687	579	89.12	88.48	2.69	70.56
	10	4670	STARR GRP	680	787	3.62	3.51	2.66	73.22
			**STATE TOTAL **	25,531	25,875	48.25	52.02	100.00	100.00
South Dakota	1	69	FARMERS INS GRP	169	165	81.38	81.29	20.56	20.56
	2	12	AMERICAN INTL GRP	162	163	15.32	15.15	19.71	40.27
	3	91	HARTFORD FIRE & CAS GRP	55	50	171.25	171.89	6.67	46.94
	4	3548	TRAVELERS GRP	50	42	91.16	91.45	6.05	52.98
	5	626	ACE LTD GRP	49	43	79.09	79.81	6.02	59.00
	6	785	MARKEL CORP GRP	38	36	17.46	17.55	4.61	63.60
	7	31	BERKSHIRE HATHAWAY GRP	37	26	47.82	47.87	4.45	68.05
	8	65	FM GLOBAL GRP	35	47	- 25.21	- 25.21	4.27	72.32
	9	3416	AXIS CAPITAL GRP	27	30	32.55	32.46	3.34	75.67
	10	1129	WHITE MOUNTAINS GRP	27	26	94.38	94.38	3.25	78.92
			**STATE TOTAL **	822	789	43.22	46.50	100.00	100.00
Tennessee	1	4670	STARR GRP	28,086	28,081	50.83	53.81	47.28	47.28
	2	12	AMERICAN INTL GRP	4,954	4,809	- 5.94	7.89	8.34	55.62
	3	761	ALLIANZ INS GRP	3,411	3,222	17.29	18.00	5.74	61.37
	4	1129	WHITE MOUNTAINS GRP	3,224	2,937	30.97	30.97	5.43	66.79
	5	4574	CATLIN US INS GRP	2,912	1,741	56.49	58.91	4.90	71.70
	6	3548	TRAVELERS GRP	2,908	2,798	17.48	19.84	4.90	76.59
	7	218	CNA INS GRP	1,737	2,504	69.80	78.22	2.92	79.52
	8	785	MARKEL CORP GRP	1,577	1,522	36.69	38.68	2.65	82.17
	9	88	THE HANOVER INS GRP	1,414	1,215	43.17	43.98	2.68	84.55
	10	212	ZURICH INS GRP	1,092	1,175	65.01	65.67	1.84	86.39
			**STATE TOTAL **	59,399	57,761	43.49	47.78	100.00	100.00
Texas	1	12	AMERICAN INTL GRP	48,825	51,452	24.00	23.44	14.41	14.41
	2	984	HCC INS HOLDINGS GRP	33,843	36,230	46.49	48.42	9.99	24.39
	3	4670	STARR GRP	31,912	30,773	84.08	92.42	9.42	33.81
	4	176	STATE FARM GRP	20,370	20,307	33.76	35.73	6.01	39.82
	5	256	PROSIGHT GRP	19,039	18,678	- 24.53	2.84	5.62	45.44
	6	111	LIBERTY MUT GRP	17,753	18,443	- 21.76	- 24.88	5.24	50.67
	7	761	ALLIANZ INS GRP	16,890	16,921	4.86	0.32	4.98	55.66
	8	218	CNA INS GRP	14,879	15,644	32.36	35.75	4.39	60.05
	9	3548	TRAVELERS GRP	13,643	13,674	66.74	70.44	4.03	64.07
	10	212	ZURICH INS GRP	11,313	10,911	66.50	70.99	3.34	67.41
			**STATE TOTAL **	338,917	334,222	28.80	31.72	100.00	100.00
Utah	1	12	AMERICAN INTL GRP	1,959	2,028	8.68	8.64	24.33	24.33
	2	785	MARKEL CORP GRP	805	781	50.44	53.48	10.00	34.33
	3	69	FARMERS INS GRP	632	618	34.72	34.51	7.85	42.19
	4	111	LIBERTY MUT GRP	602	590	86.26	97.01	7.48	49.66
	5	3548	TRAVELERS GRP	505	542	- 18.95	- 19.05	6.27	55.94
	6	761	ALLIANZ INS GRP	422	349	- 60.02	- 46.44	5.24	61.18
	7	218	CNA INS GRP	336	365	20.61	22.56	4.17	65.35
	8	19	ASSURANT INC GRP	315	320	5.07	6.26	3.91	69.26
	9	38	CHUBB INC GRP	246	199	0.39	0.57	3.06	72.32
	10	1285	XL AMER GRP	226	182	2.28	5.30	2.80	75.12
			**STATE TOTAL **	8,051	7,880	21.42	24.39	100.00	100.00

PROPERTY AND CASUALTY INSURANCE INDUSTRY
MARKET SHARE REPORT - TOTAL PREMIUM
BY GROUP
08 - OCEAN MARINE

May 15, 2014

STATE	Rank	Group/ Company Code	Group/ Company Name	Direct Premiums Written (000)	Direct Premiums Earned (000)	Direct Loss to EP Ratio	Direct Loss & DCC to EP Ratio	Market Share %	Cumulative Market Share %
Vermont	1	4726	ARCHER DANIELS MIDLAND GRP	6,385	6,169	141.49	142.88	62.87	62.87
	2	256	PROSIGHT GRP	619	255	42.51	65.81	6.09	68.97
	3	1129	WHITE MOUNTAINS GRP	590	551	18.66	20.36	5.81	74.78
	4	3548	TRAVELERS GRP	435	404	19.86	20.14	4.28	79.06
	5	12	AMERICAN INTL GRP	433	435	28.21	27.95	4.26	83.32
	6	218	CNA INS GRP	306	331	19.34	24.17	3.02	86.33
	7	98	WR BERKLEY CORP GRP	234	238	32.91	33.50	2.31	88.64
	8	91	HARTFORD FIRE & CAS GRP	165	131	9.50	12.19	1.63	90.27
	9	4698	ASPEN INS HOLDING GRP	115	115	- 3.04	- 1.57	1.13	91.40
	10	31	BERKSHIRE HATHAWAY GRP	104	52	- 10.60	- 12.21	1.02	92.42
			**STATE TOTAL **	10,156	9,401	102.22	104.22	100.00	100.00
Virginia	1	3548	TRAVELERS GRP	9,417	9,445	35.65	43.22	15.87	15.87
	2	12	AMERICAN INTL GRP	6,397	6,275	10.74	11.59	10.78	26.65
	3	218	CNA INS GRP	5,202	6,276	65.57	70.73	8.77	35.42
	4	626	ACE LTD GRP	4,811	4,993	58.83	61.25	8.11	43.53
	5	1285	XL AMER GRP	4,659	4,724	126.39	127.40	7.85	51.38
	6	4670	STARR GRP	4,103	4,135	84.05	87.08	6.91	58.29
	7	31	BERKSHIRE HATHAWAY GRP	3,116	1,499	69.36	67.56	5.25	63.54
	8	1129	WHITE MOUNTAINS GRP	2,498	2,635	67.03	72.15	4.21	67.75
	9	84	AMERICAN FINANCIAL GRP	2,310	1,970	- 21.77	- 18.87	3.89	71.65
	10	510	NAVIGATORS GRP	2,081	1,605	52.99	55.88	3.51	75.15
			**STATE TOTAL **	59,338	58,446	52.91	55.84	100.00	100.00
Washington	1	12	AMERICAN INTL GRP	15,563	16,674	65.30	66.31	12.42	12.42
	2	510	NAVIGATORS GRP	15,379	14,837	79.64	82.18	12.28	24.70
	3	3548	TRAVELERS GRP	12,707	12,829	31.15	36.30	10.14	34.84
	4	158	FAIRFAX FIN GRP	12,141	7,844	73.99	76.81	9.69	44.53
	5	761	ALLIANZ INS GRP	10,168	10,415	37.30	36.91	8.12	52.65
	6	626	ACE LTD GRP	6,510	6,995	49.92	48.55	5.20	57.85
	7	84	AMERICAN FINANCIAL GRP	6,471	6,274	71.78	78.79	5.17	63.01
	8	212	ZURICH INS GRP	6,305	7,090	70.14	74.23	5.03	68.05
	9	38	CHUBB INC GRP	6,198	6,313	41.57	39.57	4.95	72.99
	10	1129	WHITE MOUNTAINS GRP	5,946	5,826	27.36	28.10	4.75	77.74
			**STATE TOTAL **	125,273	124,901	63.54	66.61	100.00	100.00
West Virginia	1	4670	STARR GRP	744	752	36.06	37.36	19.39	19.39
	2	218	CNA INS GRP	620	647	- 3.88	- 5.42	16.15	35.55
	3	510	NAVIGATORS GRP	537	424	39.29	40.59	13.99	49.54
	4	1129	WHITE MOUNTAINS GRP	289	307	- 1.39	- 1.39	7.53	57.08
	5	3548	TRAVELERS GRP	229	236	32.98	55.25	5.96	63.04
	6	1285	XL AMER GRP	226	229	- 25.14	- 28.83	5.89	68.93
	7	12	AMERICAN INTL GRP	184	211	- 30.49	304.95	4.78	73.71
	8	785	MARKEL CORP GRP	156	137	- 1.46	2.97	4.05	77.77
	9	31	BERKSHIRE HATHAWAY GRP	134	85	16.81	16.38	3.49	81.26
	10	256	PROSIGHT GRP	112	132	- 8.47	29.83	2.92	84.18
			**STATE TOTAL **	3,835	3,737	22.02	43.68	100.00	100.00
Wisconsin	1	3548	TRAVELERS GRP	10,986	11,054	19.44	20.28	32.78	32.78
	2	12	AMERICAN INTL GRP	4,763	4,777	31.61	31.72	14.21	46.99
	3	4670	STARR GRP	2,126	1,979	33.36	39.85	6.34	53.34
	4	38	CHUBB INC GRP	2,059	2,070	28.23	27.62	6.14	59.48
	5	761	ALLIANZ INS GRP	2,029	1,946	34.93	36.51	6.05	65.53
	6	218	CNA INS GRP	1,617	1,836	166.91	171.93	4.82	70.36
	7	785	MARKEL CORP GRP	1,483	1,314	37.98	41.69	4.42	74.78
	8	111	LIBERTY MUT GRP	1,105	1,088	36.29	37.94	3.30	78.08
	9	626	ACE LTD GRP	1,058	1,074	78.69	76.37	3.16	81.23
	10	1285	XL AMER GRP	856	882	102.31	101.39	2.55	83.79
			**STATE TOTAL **	33,515	33,227	40.82	41.80	100.00	100.00

PROPERTY AND CASUALTY INSURANCE INDUSTRY
MARKET SHARE REPORT - TOTAL PREMIUM
BY GROUP
08 - OCEAN MARINE

May 15, 2014

STATE	Rank	Group/ Company Code	Group/ Company Name	Direct Premiums Written (000)	Direct Premiums Earned (000)	Direct Loss to EP Ratio	Direct Loss & DCC to EP Ratio	Market Share %	Cumulative Market Share %
Wyoming	1	69	FARMERS INS GRP	186	186	24.26	24.17	21.50	21.50
	2	12	AMERICAN INTL GRP	147	152	- 13.71	- 14.06	16.95	38.46
	3	1129	WHITE MOUNTAINS GRP	98	63	10.50	10.50	11.31	49.77
	4	3548	TRAVELERS GRP	67	49	14.43	13.77	7.80	57.57
	5	785	MARKEL CORP GRP	59	48	11.39	12.71	6.87	64.44
	6	111	LIBERTY MUT GRP	57	314	- 60.69	- 60.53	6.60	71.04
	7	88	THE HANOVER INS GRP	53	50	69.54	69.74	6.13	77.17
	8	31	BERKSHIRE HATHAWAY GRP	39	28	98.46	98.46	4.48	81.65
	9	1285	XL AMER GRP	32	21	-152.14	-167.50	3.74	85.39
	10	3416	AXIS CAPITAL GRP	32	36	- 13.82	- 13.82	3.69	89.08
			STATE TOTAL	865	1,056	- 5.33	14.07	100.00	100.00
American Samoa	1	256	PROSIGHT GRP	3	3	3.14	87.82	100.00	100.00
			STATE TOTAL	3	3	3.14	87.82	100.00	100.00
Guam	1	12	AMERICAN INTL GRP	580	875	8.94	8.87	36.75	36.75
	2	158	FAIRFAX FIN GRP	300	269	0.00	0.00	18.99	55.74
	3	510	NAVIGATORS GRP	289	241	0.22	0.23	18.30	74.04
	4	4672	DONGBU INS GRP	145	130	2.64	3.31	9.16	83.20
	5	18380	PACIFIC IND INS CO	85	79	0.00	0.00	5.36	88.56
	6	10972	FIRST NET INS CO	57	54	20.74	23.23	3.61	92.17
	7	12633	CENTURY INS CO GU LTD	45	28	0.00	1.79	2.83	95.00
	8	626	ACE LTD GRP	39	60	- 7.88	- 21.36	2.49	97.50
	9	13597	CHUNG KUO INS CO LTD	25	25	0.00	0.00	1.60	99.09
	10	4574	CATLIN US INS GRP	8	4	0.00	0.00	0.48	99.57
			STATE TOTAL	1,579	1,796	4.56	4.49	100.00	100.00
Puerto Rico	1	4509	IRONSHORE GRP	4,410	2,899	47.41	53.14	22.49	22.49
	2	626	ACE LTD GRP	3,648	3,519	31.67	33.73	18.60	41.09
	3	761	ALLIANZ INS GRP	1,938	1,746	15.07	28.25	9.88	50.98
	4	3526	COOPERATIVA DE SEGUROS MULTIPLES GRP	1,753	1,820	28.04	29.50	8.94	59.91
	5	4706	LOCKHART CO GRP	1,144	1,129	11.74	12.75	5.83	65.75
	6	785	MARKEL CORP GRP	1,044	1,396	- 15.49	- 17.00	5.33	71.07
	7	411	MAPFRE INS GRP	838	952	85.16	89.84	4.27	75.35
	8	3098	TOKIO MARINE HOLDINGS INC GRP	784	784	- 50.16	- 50.21	4.00	79.34
	9	796	QBE INS GRP	571	340	129.71	129.71	2.91	82.26
	10	71	UNIVERSAL INS CO GRP	546	644	42.89	44.54	2.78	85.04
			STATE TOTAL	19,610	18,215	27.31	30.67	100.00	100.00
U.S. Virgin Islands	1	626	ACE LTD GRP	1,556	1,439	90.88	92.40	44.05	44.05
	2	3548	TRAVELERS GRP	564	590	10.42	27.99	15.97	60.02
	3	111	LIBERTY MUT GRP	400	382	29.16	29.16	11.31	71.33
	4	4574	CATLIN US INS GRP	392	375	43.78	41.87	11.10	82.43
	5	1285	XL AMER GRP	250	292	253.63	263.37	7.09	89.52
	6	12	AMERICAN INTL GRP	163	203	- 17.99	4.06	4.60	94.12
	7	38	CHUBB INC GRP	65	65	1.63	1.99	1.85	95.97
	8	256	PROSIGHT GRP	62	56	3.18	43.75	1.76	97.73
	9	158	FAIRFAX FIN GRP	31	28	0.00	0.00	0.87	98.60
	10	218	CNA INS GRP	28	67	- 15.93	- 64.62	0.79	99.39
			STATE TOTAL	3,533	3,549	68.30	72.98	100.00	100.00
Northern Mariana Islands	1	3098	TOKIO MARINE HOLDINGS INC GRP	29	13	0.00	0.00	69.22	69.22
	2	4672	DONGBU INS GRP	13	4	0.00	0.00	30.31	99.54
	3	10972	FIRST NET INS CO	0	0	-226.42	-234.20	0.46	100.00
			STATE TOTAL	42	17	- 2.51	- 2.60	100.00	100.00

PROPERTY AND CASUALTY INSURANCE INDUSTRY
MARKET SHARE REPORT - TOTAL PREMIUM
BY GROUP
08 - OCEAN MARINE

May 15, 2014

STATE	Rank	Group/ Company Code	Group/ Company Name	Direct Premiums Written (000)	Direct Premiums Earned (000)	Direct Loss to EP Ratio	Direct Loss & DCC to EP Ratio	Market Share %	Cumulative Market Share %
Canada	1	218	CNA INS GRP	41,492	40,763	4.13	9.89	52.58	52.58
	2	3548	TRAVELERS GRP	15,628	16,158	28.73	32.28	19.80	72.38
	3	761	ALLIANZ INS GRP	6,987	6,424	55.83	63.38	8.85	81.24
	4	111	LIBERTY MUT GRP	6,448	6,254	32.72	40.14	8.17	89.41
	5	84	AMERICAN FINANCIAL GRP	4,000	4,188	48.60	46.26	5.07	94.48
	6	1285	XL AMER GRP	2,040	2,527	- 1.36	- 0.93	2.59	97.06
	7	65	FM GLOBAL GRP	1,056	1,442	27.83	27.43	1.34	98.40
	8	98	WR BERKLEY CORP GRP	977	983	565.35	565.00	1.24	99.64
	9	626	ACE LTD GRP	213	223	126.88	121.31	0.27	99.91
	10	256	PROSIGHT GRP	61	37	244.79	512.07	0.08	99.99
			STATE TOTAL	78,913	79,012	25.31	30.20	100.00	100.00
Aggregate Other Alien	1	12	AMERICAN INTL GRP	552,770	551,111	- 1.50	- 1.70	67.11	67.11
	2	510	NAVIGATORS GRP	78,712	83,522	18.97	20.47	9.56	76.67
	3	626	ACE LTD GRP	71,788	68,177	107.59	114.07	8.72	85.38
	4	158	FAIRFAX FIN GRP	44,588	44,917	35.15	35.09	5.41	90.80
	5	1285	XL AMER GRP	20,081	20,323	97.00	96.51	2.44	93.24
	6	38	CHUBB INC GRP	15,913	15,936	- 32.54	- 35.40	1.93	95.17
	7	111	LIBERTY MUT GRP	10,372	10,155	83.72	84.66	1.26	96.43
	8	256	PROSIGHT GRP	7,182	6,975	21.75	52.62	0.87	97.30
	9	783	RLI INS GRP	6,674	7,149	19.49	19.89	0.81	98.11
	10	3548	TRAVELERS GRP	6,618	6,114	0.63	3.02	0.80	98.91
			STATE TOTAL	823,655	823,287	15.14	15.99	100.00	100.00

09—Inland Marine

PROPERTY AND CASUALTY INSURANCE INDUSTRY
MARKET SHARE REPORT - TOTAL PREMIUM
BY GROUP
09 - INLAND MARINE

May 15, 2014

STATE	Rank	Group/ Company Code	Group/ Company Name	Direct Premiums Written (000)	Direct Premiums Earned (000)	Direct Loss to EP Ratio	Direct Loss & DCC to EP Ratio	Market Share %	Cumulative Market Share %
Countrywide	1	111	LIBERTY MUT GRP	2,783,773	2,779,204	60.66	60.92	16.13	16.13
	2	218	CNA INS GRP	1,975,900	2,062,298	33.68	33.77	11.45	27.57
	3	65	FM GLOBAL GRP	1,134,089	1,071,700	39.51	39.84	6.57	34.14
	4	12	AMERICAN INTL GRP	851,653	784,488	25.75	27.11	4.93	39.07
	5	761	ALLIANZ INS GRP	820,794	821,771	46.25	47.32	4.75	43.83
	6	38	CHUBB INC GRP	733,273	724,200	36.68	36.76	4.25	48.08
	7	3548	TRAVELERS GRP	688,823	682,109	43.28	44.30	3.99	52.07
	8	176	STATE FARM GRP	629,404	628,200	36.52	37.30	3.65	55.71
	9	212	ZURICH INS GRP	547,865	514,791	52.41	55.31	3.17	58.89
	10	140	NATIONWIDE CORP GRP	460,082	446,335	55.10	55.40	2.67	61.55
	11	19	ASSURANT INC GRP	418,631	381,866	35.51	35.53	2.42	63.98
	12	626	ACE LTD GRP	335,031	320,009	29.51	30.35	1.94	65.92
	13	150	OLD REPUBLIC GRP	295,496	291,794	59.66	61.39	1.71	67.63
	14	155	PROGRESSIVE GRP	266,839	262,107	45.92	46.16	1.55	69.17
	15	468	AEGON US HOLDING GRP	255,525	259,951	59.80	59.80	1.48	70.65
	16	84	AMERICAN FINANCIAL GRP	223,498	220,936	44.73	47.06	1.29	71.95
	17	796	QBE INS GRP	212,174	198,214	12.09	11.94	1.23	73.18
	18	200	UNITED SERV AUTOMOBILE ASSN GRP	210,368	198,937	46.21	46.44	1.22	74.40
	19	8	ALLSTATE INS GRP	201,911	201,468	35.29	36.01	1.17	75.57
	20	91	HARTFORD FIRE & CAS GRP	195,952	194,215	23.95	25.22	1.14	76.70
	21	88	THE HANOVER INS GRP	192,825	191,670	45.79	46.91	1.12	77.82
	22	785	MARKEL CORP GRP	187,994	161,399	56.53	57.26	1.09	78.91
	23	361	MUNICH RE GRP	173,046	164,755	31.28	32.27	1.00	79.91
	24	158	FAIRFAX FIN GRP	154,927	159,212	65.60	66.67	0.90	80.81
	25	98	WR BERKLEY CORP GRP	151,292	145,966	71.25	70.93	0.88	81.68
	26	14354	JEWELERS MUT INS CO	127,669	122,062	38.61	38.83	0.74	82.42
	27	17	LIFE OF THE SOUTH CORP GRP	126,338	116,389	10.66	10.69	0.73	83.15
	28	27928	AMEX ASSUR CO	124,406	122,425	60.68	61.00	0.72	83.87
	29	181	SWISS RE GRP	105,024	102,055	55.79	56.06	0.61	84.48
	30	1285	XL AMER GRP	100,999	84,664	12.69	14.49	0.59	85.07
	31	280	AUTO OWNERS GRP	98,574	97,021	42.66	43.33	0.57	85.64
	32	244	CINCINNATI FIN GRP	88,744	82,893	39.65	40.33	0.51	86.15
	33	169	SENTRY INS GRP	80,968	61,900	82.41	82.18	0.47	86.62
	34	1129	WHITE MOUNTAINS GRP	73,966	68,895	54.76	55.97	0.43	87.05
	35	228	WESTFIELD GRP	68,460	67,994	46.66	46.73	0.40	87.45
	36	31	BERKSHIRE HATHAWAY GRP	64,287	52,565	59.65	61.02	0.37	87.82
	37	12190	AMERICAN PET INS CO	63,512	59,217	57.78	57.85	0.37	88.19
	38	225	IAT REINS CO GRP	61,390	60,942	8.94	9.60	0.36	88.54
	39	62	EMC INS CO GRP	58,958	57,462	24.70	24.52	0.34	88.88
	40	26565	OHIO IND CO	58,923	46,350	41.04	43.86	0.34	89.23
	41	242	SELECTIVE INS GRP	58,059	55,754	26.14	26.45	0.34	89.56
	42	869	MINNESOTA MUT GRP	56,913	57,289	40.55	45.65	0.33	89.89
	43	501	ALLEGHANY GRP	55,813	54,692	- 22.39	- 21.95	0.32	90.22
	44	1279	ARCH INS GRP	55,367	57,643	40.00	38.61	0.32	90.54
	45	69	FARMERS INS GRP	54,672	54,727	9.65	9.82	0.32	90.85
	46	783	RLI INS GRP	51,734	55,056	35.57	35.73	0.30	91.15
	47	29530	AXA ART INS CORP	45,058	44,687	7.37	9.03	0.26	91.41
	48	11231	GENERALI US BRANCH	41,410	38,453	32.21	31.01	0.24	91.65
	49	3239	ALLIED WORLD ASSUR HOLDING GRP	38,236	28,059	40.37	42.96	0.22	91.87
	50	4670	STARR GRP	37,322	28,307	108.41	119.26	0.22	92.09
	51	4574	CATLIN US INS GRP	37,306	34,707	53.42	54.05	0.22	92.31
	52	13757	FARM BUREAU MUT INS CO OF AR INC	37,141	37,032	56.68	57.11	0.22	92.52
	53	3098	TOKIO MARINE HOLDINGS INC GRP	35,292	40,422	74.44	75.33	0.20	92.73
	54	241	METROPOLITAN GRP	32,754	33,175	33.04	33.16	0.19	92.92
	55	248	UNITED FIRE & CAS GRP	32,090	30,272	50.68	50.75	0.19	93.10
	56	574	AMERCO CORP GRP	31,663	31,663	13.97	14.85	0.18	93.29
	57	2538	AMTRUST NGH GRP	30,995	23,379	56.02	57.11	0.18	93.46
	58	14184	ACUITY A MUT INS CO	30,026	28,685	25.62	25.68	0.17	93.64
	59	408	AMERICAN NATL FIN GRP	28,900	28,466	52.39	53.22	0.17	93.81
	60	748	MEADOWBROOK INS GRP	28,881	29,322	56.74	57.10	0.17	93.97
	61	984	HCC INS HOLDINGS GRP	28,139	23,389	61.91	64.70	0.16	94.14
	62	809	TEXAS FARM BUREAU MUT GRP	28,036	26,912	51.93	52.16	0.16	94.30
	63	4254	THE WARRANTY GRP	25,566	23,463	40.04	40.04	0.15	94.45
	64	920	GLOBAL IND GRP	25,456	24,425	39.37	39.56	0.15	94.59
	65	175	STATE AUTO MUT GRP	25,342	25,749	42.02	43.19	0.15	94.74
	66	213	ERIE INS GRP	24,495	23,440	34.01	35.82	0.14	94.88

PROPERTY AND CASUALTY INSURANCE INDUSTRY
MARKET SHARE REPORT - TOTAL PREMIUM
BY GROUP
09 - INLAND MARINE

May 15, 2014

STATE	Rank	Group/ Company Code	Group/ Company Name	Direct Premiums Written (000)	Direct Premiums Earned (000)	Direct Loss to EP Ratio	Direct Loss & DCC to EP Ratio	Market Share %	Cumulative Market Share %
Countrywide	67	7	FEDERATED MUT GRP	23,646	22,848	50.83	51.29	0.14	95.02
	68	15350	WEST BEND MUT INS CO	23,125	22,161	23.99	23.94	0.13	95.15
	69	4698	ASPEN INS HOLDING GRP	21,795	21,206	56.24	58.63	0.13	95.28
	70	3703	TOWER GRP	20,514	25,591	7.87	11.19	0.12	95.40
	71	291	MOTORISTS MUT GRP	20,052	19,351	21.18	21.16	0.12	95.52
	72	32727	UNDERWRITERS AT LLOYDS	19,890	21,707	100.61	101.89	0.12	95.63
	73	1309	FRANKENMUTH GRP	18,243	17,955	23.88	24.08	0.11	95.74
	74	4664	PURE COMPANIES GRP	17,447	14,314	44.49	45.08	0.10	95.84
	75	629	PLATEAU GRP	16,554	15,412	17.37	17.37	0.10	95.93
	76	3416	AXIS CAPITAL GRP	15,961	13,256	74.94	73.62	0.09	96.03
	77	271	PENNSYLVANIA NATL INS GRP	15,924	15,535	24.56	24.63	0.09	96.12
	78	324	NORTH CAROLINA FARM BUREAU GRP	15,075	14,488	34.59	34.63	0.09	96.21
	79	510	NAVIGATORS GRP	14,727	22,659	30.24	31.45	0.09	96.29
	80	23	BCS INS GRP	14,105	14,082	51.55	51.38	0.08	96.37
	81	922	AMERICAN ASSETS GRP	13,671	13,513	1.85	2.67	0.08	96.45
	82	28	AMICA MUT GRP	13,478	13,216	46.62	47.27	0.08	96.53
	83	256	PROSIGHT GRP	13,278	10,470	42.53	46.45	0.08	96.61
	84	411	MAPFRE INS GRP	12,791	11,502	20.70	21.30	0.07	96.68
	85	215	KEMPER CORP GRP	12,220	12,745	26.87	26.94	0.07	96.75
	86	4381	HOUSTON INTL INS GRP	11,859	7,050	49.75	54.89	0.07	96.82
	87	36	CENTRAL MUT INS CO GRP	11,844	11,107	38.86	38.85	0.07	96.89
	88	309	WESTERN NATL MUT GRP	11,238	10,557	43.33	44.49	0.07	96.95
	89	10130	SU INS CO	10,920	10,605	56.49	56.49	0.06	97.02
	90	1278	CSAA INS GRP	10,905	11,202	37.28	37.97	0.06	97.08
	91	262	CANAL GRP	10,857	11,213	48.14	49.46	0.06	97.14
	92	518	GRINNELL MUT GRP	10,803	10,401	33.44	33.64	0.06	97.21
	93	313	AEGIS GRP	9,946	9,552	21.46	21.46	0.06	97.26
	94	22	ANDOVER GRP	9,760	9,533	26.66	26.73	0.06	97.32
	95	93	STATE NATL GRP	9,454	7,938	49.67	51.48	0.05	97.37
	96	483	SOUTHERN FARM BUREAU CAS GRP	9,310	9,140	64.57	65.53	0.05	97.43
	97	246	PENNSYLVANIA LUMBERMENS GRP	9,165	9,841	34.00	35.87	0.05	97.48
	98	123	SHELTER INS GRP	9,051	8,605	54.04	54.41	0.05	97.53
	99	267	GRANGE MUT CAS GRP	8,871	8,919	36.31	36.82	0.05	97.59
	100	67	MICHIGAN FARM BUREAU GRP	8,702	8,462	55.25	56.32	0.05	97.64
	101	661	BCBS OF SC GRP	8,312	5,785	50.60	53.87	0.05	97.68
	102	698	NORTH STAR CO GRP	8,217	7,919	36.95	36.99	0.05	97.73
	103	14427	LOUISIANA FARM BUREAU MUT INS CO	8,161	7,924	42.41	43.20	0.05	97.78
	104	124	AMERISURE CO GRP	8,074	7,876	46.97	47.37	0.05	97.83
	105	513	IOWA FARM BUREAU GRP	7,884	7,743	45.12	45.17	0.05	97.87
	106	968	AXA INS GRP	7,673	7,773	1.65	3.72	0.04	97.92
	107	450	GENEVE HOLDINGS INC GRP	7,507	7,030	60.83	60.83	0.04	97.96
	108	517	HANNOVER GRP	7,435	7,950	104.07	105.65	0.04	98.00
	109	3569	CATERPILLAR GRP	7,396	6,642	29.91	29.91	0.04	98.05
	110	19631	AMERICAN ROAD INS CO	7,193	7,193	67.34	67.34	0.04	98.09
	111	586	ARBELLA INS GRP	7,182	6,944	19.96	20.70	0.04	98.13
	112	474	FCCI MUT INS GRP	6,991	6,575	33.06	33.43	0.04	98.17
	113	5	ALFA INS GRP	6,901	6,883	28.38	28.50	0.04	98.21
	114	456	LANCER FINANCIAL GRP	6,700	6,092	49.51	51.17	0.04	98.25
	115	41459	ARMED FORCES INS EXCH	6,635	6,687	26.22	26.40	0.04	98.29
	116	55	AUTOMOBILE CLUB MI GRP	6,465	6,428	34.56	35.20	0.04	98.32
	117	802	CAPITAL INS GRP	6,307	6,389	26.38	26.12	0.04	98.36
	118	12866	T H E INS CO	6,274	6,059	19.36	21.84	0.04	98.40
	119	188	SAFETY GRP	6,271	5,953	27.14	27.19	0.04	98.43
	120	3786	ENDURANCE GRP	6,199	2,515	63.69	69.46	0.04	98.47
	121	457	ARGONAUT GRP	6,188	4,163	- 0.98	8.05	0.04	98.50
	122	1318	AUTO CLUB ENTERPRISES INS GRP	5,903	5,894	38.24	38.38	0.03	98.54
	123	3589	MAXUM SPECIALTY INS GRP	5,457	6,508	139.46	137.80	0.03	98.57
	124	153	PEKIN INS GRP	5,411	5,327	32.67	33.16	0.03	98.60
	125	250	DONEGAL GRP	5,127	5,046	23.62	25.21	0.03	98.63
			INDUSTRY TOTAL	17,263,378	16,881,158	43.35	44.00	100.00	100.00

PROPERTY AND CASUALTY INSURANCE INDUSTRY
MARKET SHARE REPORT - TOTAL PREMIUM
BY GROUP
09 - INLAND MARINE

May 15, 2014

STATE	Rank	Group/ Company Code	Group/ Company Name	Direct Premiums Written (000)	Direct Premiums Earned (000)	Direct Loss to EP Ratio	Direct Loss & DCC to EP Ratio	Market Share %	Cumulative Market Share %
Alabama	1	111	LIBERTY MUT GRP	44,865	44,849	62.82	62.90	19.22	19.22
	2	218	CNA INS GRP	29,755	30,544	26.74	26.71	12.75	31.96
	3	176	STATE FARM GRP	17,462	17,411	46.18	46.24	7.48	39.44
	4	3548	TRAVELERS GRP	10,132	9,636	26.28	26.72	4.34	43.78
	5	212	ZURICH INS GRP	8,742	10,066	- 74.04	- 74.33	3.74	47.53
	6	12	AMERICAN INTL GRP	8,198	7,395	243.11	245.56	3.51	51.04
	7	155	PROGRESSIVE GRP	6,813	6,652	49.45	49.71	2.92	53.96
	8	65	FM GLOBAL GRP	6,381	5,444	18.09	18.26	2.73	56.69
	9	5	ALFA INS GRP	5,993	5,976	29.40	29.54	2.57	59.26
	10	761	ALLIANZ INS GRP	5,828	5,403	36.41	36.97	2.50	61.75
			STATE TOTAL	233,458	229,781	44.37	44.81	100.00	100.00
Alaska	1	12	AMERICAN INTL GRP	166,654	166,135	- 6.37	- 6.49	77.29	77.29
	2	65	FM GLOBAL GRP	9,586	8,776	10.10	10.14	4.45	81.74
	3	218	CNA INS GRP	6,171	6,533	35.74	35.81	2.86	84.60
	4	176	STATE FARM GRP	3,347	3,302	47.42	46.75	1.55	86.15
	5	761	ALLIANZ INS GRP	3,188	3,223	18.61	19.19	1.48	87.63
	6	38733	ALASKA NATL INS CO	2,944	2,927	11.94	12.16	1.37	88.99
	7	84	AMERICAN FINANCIAL GRP	2,335	2,344	64.12	65.31	1.08	90.08
	8	212	ZURICH INS GRP	2,028	2,265	29.48	39.59	0.94	91.02
	9	8	ALLSTATE INS GRP	2,016	2,122	37.07	37.69	0.93	91.95
	10	3548	TRAVELERS GRP	1,883	1,642	1.05	0.97	0.87	92.83
			STATE TOTAL	215,621	214,246	1.09	1.10	100.00	100.00
Arizona	1	111	LIBERTY MUT GRP	71,616	71,839	63.22	63.26	27.63	27.63
	2	218	CNA INS GRP	25,325	26,840	31.62	31.67	9.77	37.41
	3	176	STATE FARM GRP	12,128	12,063	41.24	42.10	4.68	42.09
	4	761	ALLIANZ INS GRP	11,969	11,980	32.06	33.15	4.62	46.70
	5	212	ZURICH INS GRP	11,084	9,743	19.01	19.68	4.28	50.98
	6	65	FM GLOBAL GRP	10,416	9,719	9.61	9.76	4.02	55.00
	7	12	AMERICAN INTL GRP	9,457	9,318	23.02	24.37	3.65	58.65
	8	140	NATIONWIDE CORP GRP	8,491	8,263	53.03	54.30	3.28	61.93
	9	3548	TRAVELERS GRP	8,347	7,917	57.80	58.56	3.22	65.15
	10	38	CHUBB INC GRP	6,624	6,619	27.34	27.48	2.56	67.70
			STATE TOTAL	259,158	256,308	43.30	43.75	100.00	100.00
Arkansas	1	13757	FARM BUREAU MUT INS CO OF AR INC	37,141	37,032	56.68	57.11	20.66	20.66
	2	218	CNA INS GRP	26,454	27,278	25.52	25.63	14.71	35.37
	3	111	LIBERTY MUT GRP	18,379	18,296	61.53	61.56	10.22	45.60
	4	65	FM GLOBAL GRP	10,376	9,678	0.98	0.90	5.77	51.37
	5	176	STATE FARM GRP	9,000	8,913	37.03	39.37	5.01	56.38
	6	3548	TRAVELERS GRP	7,778	7,839	48.17	48.54	4.33	60.70
	7	212	ZURICH INS GRP	5,938	5,872	43.77	44.32	3.30	64.01
	8	761	ALLIANZ INS GRP	3,638	3,754	29.79	31.07	2.02	66.03
	9	155	PROGRESSIVE GRP	3,241	3,250	40.27	40.42	1.80	67.83
	10	12	AMERICAN INTL GRP	3,102	2,295	- 31.61	- 33.79	1.73	69.56
			STATE TOTAL	179,776	176,140	43.99	44.54	100.00	100.00
California	1	111	LIBERTY MUT GRP	329,375	329,018	39.27	39.36	14.76	14.76
	2	65	FM GLOBAL GRP	311,288	298,251	- 0.15	- 0.04	13.95	28.71
	3	218	CNA INS GRP	225,385	236,019	37.89	38.06	10.10	38.82
	4	761	ALLIANZ INS GRP	168,250	164,512	55.55	55.86	7.54	46.36
	5	796	QBE INS GRP	113,646	108,484	2.44	2.24	5.09	51.45
	6	12	AMERICAN INTL GRP	109,141	102,713	19.85	20.73	4.89	56.34
	7	38	CHUBB INC GRP	71,191	74,519	19.41	19.54	3.19	59.53
	8	140	NATIONWIDE CORP GRP	65,253	63,609	52.74	52.84	2.92	62.46
	9	212	ZURICH INS GRP	64,198	62,086	30.43	32.24	2.88	65.33
	10	176	STATE FARM GRP	63,916	63,202	30.39	30.69	2.86	68.20
			STATE TOTAL	2,231,201	2,199,894	31.68	32.19	100.00	100.00

PROPERTY AND CASUALTY INSURANCE INDUSTRY
MARKET SHARE REPORT - TOTAL PREMIUM
BY GROUP
09 - INLAND MARINE

May 15, 2014

STATE	Rank	Group/ Company Code	Group/ Company Name	Direct Premiums Written (000)	Direct Premiums Earned (000)	Direct Loss to EP Ratio	Direct Loss & DCC to EP Ratio	Market Share %	Cumulative Market Share %
Colorado	1	111	LIBERTY MUT GRP	52,149	53,001	61.78	62.01	19.23	19.23
	2	218	CNA INS GRP	26,121	27,908	34.09	33.91	9.63	28.87
	3	3548	TRAVELERS GRP	18,364	17,303	95.39	97.52	6.77	35.64
	4	761	ALLIANZ INS GRP	16,174	15,585	47.06	48.00	5.96	41.60
	5	38	CHUBB INC GRP	15,808	16,333	37.83	37.76	5.83	47.43
	6	212	ZURICH INS GRP	15,584	14,502	62.61	64.03	5.75	53.18
	7	176	STATE FARM GRP	11,439	11,378	36.27	37.35	4.22	57.40
	8	12	AMERICAN INTL GRP	9,051	9,466	103.23	104.37	3.34	60.74
	9	140	NATIONWIDE CORP GRP	8,726	8,481	58.44	58.66	3.22	63.96
	10	65	FM GLOBAL GRP	8,507	7,814	399.73	402.40	3.14	67.09
			**STATE TOTAL **	271,147	268,893	64.18	64.88	100.00	100.00
Connecticut	1	111	LIBERTY MUT GRP	38,514	38,145	57.77	57.96	15.41	15.41
	2	38	CHUBB INC GRP	28,930	29,756	51.90	52.03	11.57	26.98
	3	218	CNA INS GRP	23,392	24,297	29.80	30.15	9.36	36.34
	4	181	SWISS RE GRP	17,945	17,962	45.65	48.13	7.18	43.51
	5	65	FM GLOBAL GRP	12,222	12,162	39.47	39.19	4.89	48.40
	6	3548	TRAVELERS GRP	10,765	11,343	28.39	28.62	4.31	52.71
	7	12	AMERICAN INTL GRP	10,079	10,020	88.36	89.76	4.03	56.74
	8	140	NATIONWIDE CORP GRP	8,949	8,692	58.79	59.29	3.58	60.32
	9	761	ALLIANZ INS GRP	7,948	8,927	69.34	68.95	3.18	63.50
	10	158	FAIRFAX FIN GRP	6,068	6,065	64.92	64.92	2.43	65.93
			**STATE TOTAL **	249,988	254,235	45.01	45.54	100.00	100.00
Delaware	1	111	LIBERTY MUT GRP	10,973	10,929	66.46	66.55	19.84	19.84
	2	4254	THE WARRANTY GRP	6,177	3,536	80.28	80.28	11.17	31.01
	3	218	CNA INS GRP	5,658	5,944	31.34	31.34	10.23	41.24
	4	38	CHUBB INC GRP	5,408	2,936	92.23	93.16	9.78	51.02
	5	140	NATIONWIDE CORP GRP	2,406	2,350	50.04	50.52	4.35	55.37
	6	176	STATE FARM GRP	1,984	1,982	48.29	50.20	3.59	58.95
	7	41	CITIGROUP GRP	1,739	1,739	91.89	91.89	3.14	62.10
	8	761	ALLIANZ INS GRP	1,666	1,584	69.49	69.39	3.01	65.11
	9	12	AMERICAN INTL GRP	1,437	1,383	- 14.65	- 14.81	2.60	67.71
	10	212	ZURICH INS GRP	1,404	1,551	15.00	15.69	2.54	70.25
			**STATE TOTAL **	55,307	50,069	- 26.10	- 26.27	100.00	100.00
District Of Columbia	1	111	LIBERTY MUT GRP	46,617	46,604	63.60	63.60	48.66	48.66
	2	12	AMERICAN INTL GRP	5,371	5,076	170.37	173.16	5.61	54.26
	3	38	CHUBB INC GRP	4,966	4,875	15.50	15.87	5.18	59.45
	4	218	CNA INS GRP	4,882	5,300	49.86	50.26	5.10	64.54
	5	65	FM GLOBAL GRP	4,259	3,858	559.39	561.25	4.45	68.99
	6	761	ALLIANZ INS GRP	3,821	3,804	9.93	10.17	3.99	72.98
	7	3548	TRAVELERS GRP	3,531	4,585	115.94	118.51	3.69	76.66
	8	212	ZURICH INS GRP	2,415	2,540	23.47	52.44	2.52	79.18
	9	626	ACE LTD GRP	1,895	1,682	-139.09	-141.26	1.98	81.16
	10	176	STATE FARM GRP	1,549	1,508	38.24	39.00	1.62	82.78
			**STATE TOTAL **	95,805	95,606	77.43	78.57	100.00	100.00
Florida	1	218	CNA INS GRP	130,963	137,100	37.25	36.97	13.02	13.02
	2	111	LIBERTY MUT GRP	115,932	115,842	63.63	63.68	11.52	24.54
	3	155	PROGRESSIVE GRP	59,771	59,419	36.78	37.12	5.94	30.48
	4	12	AMERICAN INTL GRP	57,623	54,104	22.14	22.26	5.73	36.21
	5	19	ASSURANT INC GRP	54,613	46,781	22.87	22.86	5.43	41.64
	6	212	ZURICH INS GRP	50,807	51,267	33.04	34.39	5.05	46.69
	7	38	CHUBB INC GRP	43,322	41,501	41.05	41.28	4.31	50.99
	8	761	ALLIANZ INS GRP	36,172	37,290	19.77	24.44	3.60	54.59
	9	176	STATE FARM GRP	33,021	34,239	28.79	29.84	3.28	57.87
	10	65	FM GLOBAL GRP	32,915	31,907	6.42	6.41	3.27	61.14
			**STATE TOTAL **	1,006,069	983,981	35.90	36.52	100.00	100.00

PROPERTY AND CASUALTY INSURANCE INDUSTRY
MARKET SHARE REPORT - TOTAL PREMIUM
BY GROUP
09 - INLAND MARINE

May 15, 2014

STATE	Rank	Group/ Company Code	Group/ Company Name	Direct Premiums Written (000)	Direct Premiums Earned (000)	Direct Loss to EP Ratio	Direct Loss & DCC to EP Ratio	Market Share %	Cumulative Market Share %
Georgia	1	111	LIBERTY MUT GRP	95,903	95,741	63.71	63.81	20.81	20.81
	2	218	CNA INS GRP	57,825	60,566	36.82	36.84	12.55	33.36
	3	176	STATE FARM GRP	23,871	23,665	41.86	36.04	5.18	38.54
	4	3548	TRAVELERS GRP	19,739	19,329	42.61	43.08	4.28	42.83
	5	12	AMERICAN INTL GRP	16,624	14,945	12.34	12.29	3.61	46.43
	6	761	ALLIANZ INS GRP	15,827	15,993	30.13	29.82	3.43	49.87
	7	65	FM GLOBAL GRP	15,456	15,733	8.66	8.65	3.35	53.22
	8	38	CHUBB INC GRP	15,263	15,462	71.95	72.27	3.31	56.54
	9	17	LIFE OF THE SOUTH CORP GRP	14,515	12,136	7.65	7.65	3.15	59.69
	10	212	ZURICH INS GRP	11,548	11,132	38.27	40.16	2.51	62.19
			**STATE TOTAL **	460,780	453,667	44.28	44.25	100.00	100.00
Hawaii	1	111	LIBERTY MUT GRP	13,862	13,725	57.60	57.49	20.81	20.81
	2	218	CNA INS GRP	10,041	10,626	27.39	27.39	15.08	35.89
	3	761	ALLIANZ INS GRP	8,940	10,721	8.93	8.36	13.42	49.31
	4	65	FM GLOBAL GRP	5,219	3,833	0.00	0.00	7.84	57.15
	5	785	MARKEL CORP GRP	3,909	3,577	- 6.21	- 7.01	5.87	63.02
	6	626	ACE LTD GRP	2,648	2,033	44.88	46.55	3.98	66.99
	7	12	AMERICAN INTL GRP	2,611	2,219	16.09	16.06	3.92	70.91
	8	140	NATIONWIDE CORP GRP	1,723	1,601	60.30	60.32	2.59	73.50
	9	200	UNITED SERV AUTOMOBILE ASSN GRP	1,454	1,355	56.92	57.22	2.18	75.68
	10	3098	TOKIO MARINE HOLDINGS INC GRP	1,249	1,102	13.00	12.96	1.88	77.56
			**STATE TOTAL **	66,603	65,558	28.05	27.99	100.00	100.00
Idaho	1	111	LIBERTY MUT GRP	15,859	15,996	59.27	59.35	25.20	25.20
	2	218	CNA INS GRP	5,359	5,739	22.49	22.23	8.52	33.71
	3	842	FARM BUREAU GRP	4,908	4,690	59.98	61.43	7.80	41.51
	4	65	FM GLOBAL GRP	2,870	2,665	32.06	32.21	4.56	46.07
	5	3548	TRAVELERS GRP	2,706	2,892	30.88	30.29	4.30	50.37
	6	761	ALLIANZ INS GRP	2,536	2,635	29.67	29.97	4.03	54.40
	7	176	STATE FARM GRP	2,450	2,432	26.77	26.70	3.89	58.30
	8	150	OLD REPUBLIC GRP	1,918	1,732	59.57	60.52	3.05	61.34
	9	140	NATIONWIDE CORP GRP	1,732	1,630	541.22	541.34	2.75	64.10
	10	212	ZURICH INS GRP	1,662	1,585	19.98	19.60	2.64	66.74
			**STATE TOTAL **	62,934	61,926	56.85	57.20	100.00	100.00
Illinois	1	111	LIBERTY MUT GRP	106,552	106,751	62.82	62.86	16.90	16.90
	2	218	CNA INS GRP	75,356	79,371	36.28	36.31	11.95	28.85
	3	176	STATE FARM GRP	44,293	44,099	39.01	39.30	7.02	35.87
	4	3548	TRAVELERS GRP	32,835	33,247	37.08	37.97	5.21	41.08
	5	38	CHUBB INC GRP	32,485	30,129	51.83	51.99	5.15	46.23
	6	65	FM GLOBAL GRP	25,601	24,578	87.09	87.37	4.06	50.29
	7	761	ALLIANZ INS GRP	25,530	25,208	21.62	22.97	4.05	54.34
	8	12	AMERICAN INTL GRP	23,049	20,826	104.71	106.10	3.66	57.99
	9	140	NATIONWIDE CORP GRP	17,573	16,932	123.80	123.98	2.79	60.78
	10	19	ASSURANT INC GRP	13,248	14,181	56.46	56.46	2.10	62.88
			**STATE TOTAL **	630,590	622,137	51.76	52.20	100.00	100.00
Indiana	1	111	LIBERTY MUT GRP	46,142	45,820	62.37	62.36	17.16	17.16
	2	218	CNA INS GRP	42,707	44,287	23.17	22.59	15.88	33.04
	3	176	STATE FARM GRP	15,073	15,100	42.19	42.50	5.60	38.64
	4	12	AMERICAN INTL GRP	13,725	9,843	10.44	23.77	5.10	43.74
	5	3548	TRAVELERS GRP	12,401	12,159	34.09	36.53	4.61	48.35
	6	65	FM GLOBAL GRP	11,474	10,053	14.10	14.16	4.27	52.62
	7	140	NATIONWIDE CORP GRP	9,122	8,913	29.04	29.22	3.39	56.01
	8	280	AUTO OWNERS GRP	5,979	5,886	42.36	43.35	2.22	58.23
	9	38	CHUBB INC GRP	5,655	5,650	46.62	46.83	2.10	60.34
	10	785	MARKEL CORP GRP	5,026	3,351	21.28	21.69	1.87	62.21
			**STATE TOTAL **	268,951	260,921	39.84	40.74	100.00	100.00

PROPERTY AND CASUALTY INSURANCE INDUSTRY
MARKET SHARE REPORT - TOTAL PREMIUM
BY GROUP
09 - INLAND MARINE

May 15, 2014

STATE	Rank	Group/ Company Code	Group/ Company Name	Direct Premiums Written (000)	Direct Premiums Earned (000)	Direct Loss to EP Ratio	Direct Loss & DCC to EP Ratio	Market Share %	Cumulative Market Share %
Iowa	1	19	ASSURANT INC GRP	27,053	22,597	26.75	26.75	14.02	14.02
	2	111	LIBERTY MUT GRP	18,335	18,109	61.83	61.95	9.50	23.52
	3	65	FM GLOBAL GRP	9,478	9,407	10.77	10.77	4.91	28.43
	4	176	STATE FARM GRP	8,922	8,842	32.60	34.55	4.62	33.06
	5	140	NATIONWIDE CORP GRP	8,793	8,799	35.23	35.46	4.56	37.62
	6	181	SWISS RE GRP	8,639	8,637	116.71	118.77	4.48	42.09
	7	10130	SU INS CO	8,290	7,282	53.11	53.11	4.30	46.39
	8	91	HARTFORD FIRE & CAS GRP	8,172	8,298	55.60	56.02	4.24	50.62
	9	218	CNA INS GRP	6,509	6,748	27.44	27.50	3.37	54.00
	10	3548	TRAVELERS GRP	6,413	6,559	25.25	25.67	3.32	57.32
			STATE TOTAL	192,956	182,794	40.49	40.91	100.00	100.00
Kansas	1	111	LIBERTY MUT GRP	22,587	22,694	60.22	60.24	14.78	14.78
	2	218	CNA INS GRP	17,827	18,640	29.13	29.31	11.66	26.44
	3	3548	TRAVELERS GRP	7,859	8,055	73.81	74.78	5.14	31.58
	4	62	EMC INS CO GRP	7,519	7,336	19.90	19.87	4.92	36.50
	5	176	STATE FARM GRP	6,658	6,631	32.32	32.46	4.36	40.86
	6	31	BERKSHIRE HATHAWAY GRP	6,608	6,192	61.90	62.05	4.32	45.18
	7	761	ALLIANZ INS GRP	6,464	6,656	43.20	44.43	4.23	49.41
	8	140	NATIONWIDE CORP GRP	6,149	5,877	57.46	57.73	4.02	53.43
	9	12	AMERICAN INTL GRP	6,048	5,589	176.59	176.69	3.96	57.39
	10	65	FM GLOBAL GRP	4,633	5,132	59.23	59.11	3.03	60.42
			STATE TOTAL	152,854	152,053	52.55	52.96	100.00	100.00
Kentucky	1	218	CNA INS GRP	29,222	30,342	21.37	21.60	13.43	13.43
	2	32727	UNDERWRITERS AT LLOYDS	19,890	21,707	100.61	101.89	9.14	22.57
	3	111	LIBERTY MUT GRP	15,791	15,504	62.18	62.46	7.26	29.83
	4	65	FM GLOBAL GRP	13,271	12,590	12.21	12.32	6.10	35.92
	5	17	LIFE OF THE SOUTH CORP GRP	12,613	12,329	6.72	6.73	5.80	41.72
	6	181	SWISS RE GRP	8,989	8,138	72.12	71.43	4.13	45.85
	7	12	AMERICAN INTL GRP	8,759	8,123	19.36	19.54	4.03	49.88
	8	761	ALLIANZ INS GRP	7,753	7,660	40.28	40.00	3.56	53.44
	9	176	STATE FARM GRP	6,913	6,932	37.55	38.04	3.18	56.62
	10	19	ASSURANT INC GRP	6,901	6,892	23.66	23.66	3.17	59.79
			STATE TOTAL	217,607	216,976	42.26	42.76	100.00	100.00
Louisiana	1	218	CNA INS GRP	57,569	59,611	30.94	30.88	15.70	15.70
	2	111	LIBERTY MUT GRP	37,332	36,819	58.15	58.34	10.18	25.89
	3	761	ALLIANZ INS GRP	30,794	27,018	22.73	24.67	8.40	34.29
	4	17	LIFE OF THE SOUTH CORP GRP	21,933	20,034	2.83	2.84	5.98	40.27
	5	12	AMERICAN INTL GRP	21,677	14,921	7.24	7.63	5.91	46.18
	6	176	STATE FARM GRP	21,025	20,706	42.80	45.49	5.74	51.92
	7	19	ASSURANT INC GRP	16,438	14,489	21.11	21.11	4.48	56.40
	8	65	FM GLOBAL GRP	15,987	13,828	9.43	9.47	4.36	60.77
	9	212	ZURICH INS GRP	15,521	14,334	- 0.30	1.69	4.23	65.00
	10	3548	TRAVELERS GRP	14,259	13,750	15.63	16.11	3.89	68.89
			STATE TOTAL	366,583	346,165	37.75	38.77	100.00	100.00
Maine	1	111	LIBERTY MUT GRP	10,278	10,375	50.31	50.40	18.30	18.30
	2	218	CNA INS GRP	3,800	4,001	24.97	25.06	6.77	25.07
	3	19	ASSURANT INC GRP	3,588	3,623	36.64	36.64	6.39	31.46
	4	98	WR BERKLEY CORP GRP	3,214	2,992	50.43	50.24	5.72	37.18
	5	65	FM GLOBAL GRP	3,025	2,573	22.31	22.35	5.39	42.57
	6	155	PROGRESSIVE GRP	2,862	2,769	48.64	48.65	5.10	47.67
	7	88	THE HANOVER INS GRP	2,774	2,831	30.79	30.87	4.94	52.61
	8	761	ALLIANZ INS GRP	2,542	2,547	29.00	28.99	4.53	57.14
	9	3548	TRAVELERS GRP	2,479	2,555	177.07	186.28	4.41	61.55
	10	38	CHUBB INC GRP	1,711	1,695	9.59	9.52	3.05	64.60
			STATE TOTAL	56,152	55,997	47.02	47.94	100.00	100.00

PROPERTY AND CASUALTY INSURANCE INDUSTRY
MARKET SHARE REPORT - TOTAL PREMIUM
BY GROUP
09 - INLAND MARINE

May 15, 2014

STATE	Rank	Group/ Company Code	Group/ Company Name	Direct Premiums Written (000)	Direct Premiums Earned (000)	Direct Loss to EP Ratio	Direct Loss & DCC to EP Ratio	Market Share %	Cumulative Market Share %
Maryland	1	111	LIBERTY MUT GRP	45,540	45,450	63.45	63.51	15.67	15.67
	2	218	CNA INS GRP	41,311	43,825	35.30	35.48	14.22	29.89
	3	38	CHUBB INC GRP	21,719	20,376	30.22	30.25	7.47	37.36
	4	140	NATIONWIDE CORP GRP	14,345	13,992	53.72	53.98	4.94	42.30
	5	3548	TRAVELERS GRP	14,297	13,058	61.82	63.19	4.92	47.22
	6	761	ALLIANZ INS GRP	14,145	14,189	30.79	31.14	4.87	52.08
	7	176	STATE FARM GRP	12,548	12,558	45.22	46.87	4.32	56.40
	8	12	AMERICAN INTL GRP	9,578	9,525	41.40	41.66	3.30	59.70
	9	212	ZURICH INS GRP	9,055	8,801	586.46	598.00	3.12	62.81
	10	626	ACE LTD GRP	8,934	7,026	8.11	7.97	3.07	65.89
			STATE TOTAL	290,604	284,310	63.78	64.65	100.00	100.00
Massachusetts	1	111	LIBERTY MUT GRP	77,647	77,092	60.42	60.48	19.80	19.80
	2	38	CHUBB INC GRP	38,934	37,444	23.93	23.94	9.93	29.72
	3	218	CNA INS GRP	31,509	33,271	38.44	38.38	8.03	37.76
	4	468	AEGON US HOLDING GRP	19,750	20,023	40.97	40.97	5.04	42.79
	5	761	ALLIANZ INS GRP	16,779	15,988	30.49	30.46	4.28	47.07
	6	65	FM GLOBAL GRP	16,589	15,754	- 35.39	- 36.06	4.23	51.30
	7	3548	TRAVELERS GRP	16,267	18,257	27.36	27.85	4.15	55.45
	8	140	NATIONWIDE CORP GRP	13,531	12,963	59.61	59.71	3.45	58.90
	9	12	AMERICAN INTL GRP	10,681	9,029	16.49	16.61	2.72	61.62
	10	88	THE HANOVER INS GRP	9,539	9,791	21.59	22.03	2.43	64.05
			STATE TOTAL	392,210	384,751	38.03	38.43	100.00	100.00
Michigan	1	111	LIBERTY MUT GRP	67,869	67,725	63.16	63.16	17.19	17.19
	2	218	CNA INS GRP	58,141	61,377	27.51	27.49	14.73	31.91
	3	761	ALLIANZ INS GRP	23,697	22,486	62.33	61.97	6.00	37.92
	4	176	STATE FARM GRP	18,982	19,185	39.47	40.53	4.81	42.72
	5	280	AUTO OWNERS GRP	18,080	18,169	60.48	60.75	4.58	47.30
	6	88	THE HANOVER INS GRP	12,915	12,982	37.30	37.63	3.27	50.57
	7	150	OLD REPUBLIC GRP	11,189	11,145	67.97	69.14	2.83	53.41
	8	12	AMERICAN INTL GRP	11,106	9,748	44.39	46.95	2.81	56.22
	9	38	CHUBB INC GRP	10,891	12,630	52.44	52.43	2.76	58.98
	10	65	FM GLOBAL GRP	10,855	9,532	- 19.25	- 20.79	2.75	61.73
			STATE TOTAL	394,832	392,531	49.59	50.12	100.00	100.00
Minnesota	1	111	LIBERTY MUT GRP	42,752	42,673	63.28	63.28	15.70	15.70
	2	176	STATE FARM GRP	22,275	22,211	38.98	38.95	8.18	23.87
	3	218	CNA INS GRP	22,234	23,330	27.64	27.45	8.16	32.04
	4	3548	TRAVELERS GRP	15,218	14,424	43.48	43.72	5.59	37.62
	5	761	ALLIANZ INS GRP	11,039	9,748	39.92	40.47	4.05	41.68
	6	212	ZURICH INS GRP	10,328	6,005	15.14	15.10	3.79	45.47
	7	65	FM GLOBAL GRP	10,018	9,813	26.83	26.98	3.68	49.15
	8	280	AUTO OWNERS GRP	9,413	9,314	45.38	46.15	3.46	52.60
	9	155	PROGRESSIVE GRP	8,027	7,581	55.23	55.38	2.95	55.55
	10	38	CHUBB INC GRP	7,978	7,758	25.69	25.33	2.93	58.48
			STATE TOTAL	272,377	260,778	46.46	46.71	100.00	100.00
Mississippi	1	218	CNA INS GRP	19,424	19,996	29.27	29.39	12.96	12.96
	2	12	AMERICAN INTL GRP	13,106	12,110	5.84	6.47	8.74	21.70
	3	65	FM GLOBAL GRP	8,385	8,119	- 24.78	- 23.07	5.59	27.29
	4	111	LIBERTY MUT GRP	8,269	7,900	60.67	61.13	5.52	32.81
	5	483	SOUTHERN FARM BUREAU CAS GRP	8,261	8,081	70.21	71.25	5.51	38.32
	6	17	LIFE OF THE SOUTH CORP GRP	8,084	6,114	6.84	6.85	5.39	43.71
	7	176	STATE FARM GRP	7,102	7,102	45.13	44.79	4.74	48.45
	8	19	ASSURANT INC GRP	6,576	5,837	7.96	7.96	4.39	52.84
	9	212	ZURICH INS GRP	6,570	6,660	29.97	30.32	4.38	57.22
	10	3548	TRAVELERS GRP	5,628	5,517	57.94	58.21	3.75	60.97
			STATE TOTAL	149,910	142,713	34.72	35.42	100.00	100.00

PROPERTY AND CASUALTY INSURANCE INDUSTRY
MARKET SHARE REPORT - TOTAL PREMIUM
BY GROUP
09 - INLAND MARINE

May 15, 2014

STATE	Rank	Group/ Company Code	Group/ Company Name	Direct Premiums Written (000)	Direct Premiums Earned (000)	Direct Loss to EP Ratio	Direct Loss & DCC to EP Ratio	Market Share %	Cumulative Market Share %
Missouri	1	218	CNA INS GRP	52,153	54,667	26.91	26.93	19.02	19.02
	2	111	LIBERTY MUT GRP	27,911	27,757	66.08	66.52	10.18	29.20
	3	65	FM GLOBAL GRP	24,851	26,072	15.74	15.75	9.06	38.26
	4	176	STATE FARM GRP	19,142	19,150	27.65	27.77	6.98	45.25
	5	3548	TRAVELERS GRP	16,384	16,882	64.67	66.58	5.98	51.22
	6	761	ALLIANZ INS GRP	12,604	11,594	79.00	78.73	4.60	55.82
	7	140	NATIONWIDE CORP GRP	8,216	7,833	47.28	47.67	3.00	58.81
	8	212	ZURICH INS GRP	7,944	7,707	26.40	26.87	2.90	61.71
	9	91	HARTFORD FIRE & CAS GRP	6,188	6,193	34.88	34.98	2.26	63.97
	10	12	AMERICAN INTL GRP	6,148	6,333	2.56	2.35	2.24	66.21
			STATE TOTAL	274,188	274,513	40.66	41.11	100.00	100.00
Montana	1	111	LIBERTY MUT GRP	20,069	19,786	59.93	59.92	32.25	32.25
	2	12	AMERICAN INTL GRP	5,016	4,922	63.06	64.85	8.06	40.31
	3	218	CNA INS GRP	3,132	3,181	24.33	24.25	5.03	45.34
	4	3548	TRAVELERS GRP	2,750	2,824	29.39	33.69	4.42	49.76
	5	761	ALLIANZ INS GRP	2,362	2,304	1190.58	1190.60	3.79	53.55
	6	176	STATE FARM GRP	2,277	2,264	30.22	30.83	3.66	57.21
	7	785	MARKEL CORP GRP	2,020	1,340	50.25	50.29	3.25	60.46
	8	150	OLD REPUBLIC GRP	1,989	1,908	39.64	39.72	3.20	63.65
	9	212	ZURICH INS GRP	1,967	2,293	13.14	13.80	3.16	66.82
	10	62	EMC INS CO GRP	1,611	1,565	12.36	12.07	2.59	69.40
			STATE TOTAL	62,234	60,494	88.87	90.90	100.00	100.00
Nebraska	1	111	LIBERTY MUT GRP	23,164	23,108	62.41	62.38	19.01	19.01
	2	31	BERKSHIRE HATHAWAY GRP	6,245	5,863	115.41	115.49	5.13	24.14
	3	91	HARTFORD FIRE & CAS GRP	6,165	6,238	40.02	40.06	5.06	29.20
	4	748	MEADOWBROOK INS GRP	5,659	5,386	79.53	79.53	4.64	33.84
	5	176	STATE FARM GRP	5,505	5,488	27.61	27.95	4.52	38.36
	6	218	CNA INS GRP	5,222	5,521	23.34	23.35	4.29	42.65
	7	140	NATIONWIDE CORP GRP	4,734	4,697	38.86	39.86	3.89	46.53
	8	181	SWISS RE GRP	4,665	4,737	21.18	23.17	3.83	50.36
	9	150	OLD REPUBLIC GRP	4,447	4,317	52.80	54.04	3.65	54.01
	10	62	EMC INS CO GRP	4,170	4,004	29.69	29.72	3.42	57.43
			STATE TOTAL	121,843	119,870	60.71	61.43	100.00	100.00
Nevada	1	111	LIBERTY MUT GRP	23,551	23,506	61.30	61.44	18.56	18.56
	2	218	CNA INS GRP	19,963	20,973	24.29	24.12	15.74	34.30
	3	65	FM GLOBAL GRP	13,706	12,471	515.23	526.42	10.80	45.10
	4	212	ZURICH INS GRP	7,368	6,928	90.15	109.68	5.81	50.91
	5	12	AMERICAN INTL GRP	6,148	6,306	28.57	28.65	4.85	55.76
	6	761	ALLIANZ INS GRP	5,421	5,389	31.30	43.49	4.27	60.03
	7	140	NATIONWIDE CORP GRP	4,534	4,244	56.59	56.63	3.57	63.60
	8	176	STATE FARM GRP	4,071	4,066	37.27	37.85	3.21	66.81
	9	3548	TRAVELERS GRP	3,731	3,658	21.33	27.45	2.94	69.75
	10	38	CHUBB INC GRP	3,248	3,268	14.95	14.88	2.56	72.31
			STATE TOTAL	126,868	124,808	89.35	92.61	100.00	100.00
New Hampshire	1	111	LIBERTY MUT GRP	13,487	13,603	46.13	45.99	20.82	20.82
	2	19	ASSURANT INC GRP	5,270	2,968	9.68	9.68	8.13	28.95
	3	468	AEGON US HOLDING GRP	4,588	4,486	16.29	16.29	7.08	36.03
	4	218	CNA INS GRP	3,428	3,659	23.46	23.84	5.29	41.32
	5	88	THE HANOVER INS GRP	2,655	2,485	13.42	13.95	4.10	45.42
	6	158	FAIRFAX FIN GRP	2,348	2,348	77.15	77.14	3.62	49.05
	7	98	WR BERKLEY CORP GRP	2,189	2,017	54.69	55.08	3.38	52.43
	8	155	PROGRESSIVE GRP	2,129	2,040	42.41	42.34	3.29	55.71
	9	140	NATIONWIDE CORP GRP	2,126	2,042	61.97	62.15	3.28	58.99
	10	176	STATE FARM GRP	1,929	1,923	33.98	33.77	2.98	61.97
			STATE TOTAL	64,790	62,037	37.62	37.76	100.00	100.00

PROPERTY AND CASUALTY INSURANCE INDUSTRY
MARKET SHARE REPORT - TOTAL PREMIUM
BY GROUP
09 - INLAND MARINE

May 15, 2014

STATE	Rank	Group/ Company Code	Group/ Company Name	Direct Premiums Written (000)	Direct Premiums Earned (000)	Direct Loss to EP Ratio	Direct Loss & DCC to EP Ratio	Market Share %	Cumulative Market Share %
New Jersey	1	111	LIBERTY MUT GRP	57,091	56,757	58.56	58.76	12.10	12.10
	2	218	CNA INS GRP	52,013	54,244	57.46	57.50	11.03	23.13
	3	38	CHUBB INC GRP	37,275	36,475	61.99	61.87	7.90	31.03
	4	212	ZURICH INS GRP	27,928	14,234	15.37	16.62	5.92	36.96
	5	761	ALLIANZ INS GRP	27,151	26,525	29.27	30.93	5.76	42.71
	6	3548	TRAVELERS GRP	23,148	22,300	27.35	27.96	4.91	47.62
	7	140	NATIONWIDE CORP GRP	19,962	19,513	60.74	60.63	4.23	51.85
	8	65	FM GLOBAL GRP	19,671	18,112	- 36.22	- 46.27	4.17	56.02
	9	12	AMERICAN INTL GRP	14,222	14,013	- 0.37	1.90	3.02	59.04
	10	84	AMERICAN FINANCIAL GRP	13,628	10,285	40.30	51.66	2.89	61.93
			**STATE TOTAL **	471,664	445,925	41.86	42.08	100.00	100.00
New Mexico	1	111	LIBERTY MUT GRP	22,654	22,686	62.67	62.68	25.50	25.50
	2	218	CNA INS GRP	12,749	13,146	27.80	28.20	14.35	39.85
	3	3548	TRAVELERS GRP	4,877	4,813	89.18	90.21	5.49	45.34
	4	12	AMERICAN INTL GRP	4,010	3,798	34.58	34.52	4.51	49.85
	5	212	ZURICH INS GRP	3,419	3,223	24.15	24.02	3.85	53.70
	6	761	ALLIANZ INS GRP	3,141	3,256	20.62	20.39	3.54	57.24
	7	176	STATE FARM GRP	2,362	2,373	44.18	44.08	2.66	59.89
	8	65	FM GLOBAL GRP	2,050	1,568	45.00	45.09	2.31	62.20
	9	19	ASSURANT INC GRP	1,920	776	43.19	43.19	2.16	64.36
	10	38	CHUBB INC GRP	1,824	1,747	23.22	23.29	2.05	66.41
			**STATE TOTAL **	88,845	86,097	45.68	46.19	100.00	100.00
New York	1	111	LIBERTY MUT GRP	283,343	282,172	63.02	63.19	21.97	21.97
	2	38	CHUBB INC GRP	148,782	148,727	42.83	43.06	11.54	33.51
	3	218	CNA INS GRP	113,790	118,843	56.55	56.96	8.82	42.33
	4	3548	TRAVELERS GRP	59,682	61,426	23.34	24.58	4.63	46.96
	5	65	FM GLOBAL GRP	53,705	48,180	309.21	311.90	4.16	51.12
	6	761	ALLIANZ INS GRP	49,511	50,830	39.56	40.82	3.84	54.96
	7	12	AMERICAN INTL GRP	48,724	43,473	27.77	29.31	3.78	58.74
	8	626	ACE LTD GRP	36,864	32,276	-117.75	-114.61	2.86	61.60
	9	140	NATIONWIDE CORP GRP	33,534	33,023	63.85	64.39	2.60	64.20
	10	212	ZURICH INS GRP	30,827	27,634	52.97	56.52	2.39	66.59
			**STATE TOTAL **	1,289,670	1,254,326	57.22	57.78	100.00	100.00
North Carolina	1	111	LIBERTY MUT GRP	92,106	92,341	63.38	63.32	20.53	20.53
	2	218	CNA INS GRP	40,375	42,102	30.64	30.67	9.00	29.53
	3	12	AMERICAN INTL GRP	21,398	18,937	7.54	7.54	4.77	34.31
	4	761	ALLIANZ INS GRP	21,371	20,259	5.05	6.23	4.76	39.07
	5	140	NATIONWIDE CORP GRP	19,800	19,451	45.39	45.70	4.41	43.48
	6	19	ASSURANT INC GRP	18,637	18,971	39.10	39.10	4.15	47.64
	7	200	UNITED SERV AUTOMOBILE ASSN GRP	18,166	16,895	57.92	58.36	4.05	51.69
	8	65	FM GLOBAL GRP	15,643	14,280	13.51	10.76	3.49	55.18
	9	324	NORTH CAROLINA FARM BUREAU GRP	15,075	14,488	34.59	34.63	3.36	58.54
	10	176	STATE FARM GRP	14,449	14,545	40.93	47.44	3.22	61.76
			**STATE TOTAL **	448,562	437,945	42.27	42.93	100.00	100.00
North Dakota	1	111	LIBERTY MUT GRP	8,578	8,480	65.29	65.55	13.07	13.07
	2	3548	TRAVELERS GRP	6,186	5,510	20.61	20.67	9.43	22.50
	3	212	ZURICH INS GRP	4,248	2,931	462.69	467.56	6.47	28.97
	4	218	CNA INS GRP	3,567	3,618	34.03	34.01	5.44	34.41
	5	65	FM GLOBAL GRP	3,275	2,933	30.57	30.57	4.99	39.40
	6	140	NATIONWIDE CORP GRP	2,562	2,482	29.75	30.03	3.90	43.30
	7	761	ALLIANZ INS GRP	2,297	2,292	49.88	48.90	3.50	46.80
	8	150	OLD REPUBLIC GRP	2,219	2,037	42.08	42.97	3.38	50.18
	9	176	STATE FARM GRP	2,040	2,007	26.93	27.20	3.11	53.29
	10	12	AMERICAN INTL GRP	2,030	1,714	93.85	93.84	3.09	56.39
			**STATE TOTAL **	65,623	60,769	102.07	102.63	100.00	100.00

PROPERTY AND CASUALTY INSURANCE INDUSTRY
MARKET SHARE REPORT - TOTAL PREMIUM
BY GROUP
09 - INLAND MARINE

May 15, 2014

STATE	Rank	Group/ Company Code	Group/ Company Name	Direct Premiums Written (000)	Direct Premiums Earned (000)	Direct Loss to EP Ratio	Direct Loss & DCC to EP Ratio	Market Share %	Cumulative Market Share %
Ohio	1	111	LIBERTY MUT GRP	110,080	110,045	62.78	62.81	22.71	22.71
	2	218	CNA INS GRP	48,720	51,164	26.08	26.17	10.05	32.76
	3	38	CHUBB INC GRP	30,090	30,127	23.39	23.31	6.21	38.96
	4	228	WESTFIELD GRP	25,337	25,589	68.23	68.26	5.23	44.19
	5	176	STATE FARM GRP	21,963	22,074	38.95	38.72	4.53	48.72
	6	761	ALLIANZ INS GRP	21,951	21,017	28.58	28.79	4.53	53.25
	7	65	FM GLOBAL GRP	20,777	18,838	22.67	25.15	4.29	57.54
	8	12	AMERICAN INTL GRP	16,350	15,117	11.34	11.47	3.37	60.91
	9	140	NATIONWIDE CORP GRP	16,323	15,889	51.12	51.48	3.37	64.28
	10	3548	TRAVELERS GRP	16,085	16,541	59.81	60.79	3.32	67.59
			**STATE TOTAL **	484,772	483,823	41.04	41.37	100.00	100.00
Oklahoma	1	218	CNA INS GRP	34,060	35,189	25.76	25.92	15.66	15.66
	2	88	THE HANOVER INS GRP	19,085	17,628	69.45	69.68	8.77	24.43
	3	111	LIBERTY MUT GRP	15,911	15,491	60.92	61.00	7.32	31.75
	4	212	ZURICH INS GRP	12,627	12,394	334.83	345.40	5.81	37.55
	5	3548	TRAVELERS GRP	10,714	10,175	41.08	41.68	4.93	42.48
	6	176	STATE FARM GRP	9,991	9,813	40.47	42.10	4.59	47.07
	7	761	ALLIANZ INS GRP	9,213	9,028	45.72	45.34	4.24	51.31
	8	84	AMERICAN FINANCIAL GRP	8,498	8,219	59.54	60.95	3.91	55.22
	9	19	ASSURANT INC GRP	7,906	6,694	44.87	44.87	3.63	58.85
	10	12	AMERICAN INTL GRP	6,152	5,490	- 19.13	- 18.43	2.83	61.68
			**STATE TOTAL **	217,512	209,990	59.53	60.76	100.00	100.00
Oregon	1	111	LIBERTY MUT GRP	34,836	35,027	64.06	64.82	18.61	18.61
	2	65	FM GLOBAL GRP	27,284	29,484	3.98	3.98	14.58	33.19
	3	218	CNA INS GRP	18,499	19,511	24.43	24.55	9.88	43.07
	4	761	ALLIANZ INS GRP	11,993	11,874	26.04	26.05	6.41	49.48
	5	176	STATE FARM GRP	8,546	8,552	33.63	33.82	4.57	54.05
	6	3548	TRAVELERS GRP	6,195	5,810	52.48	53.60	3.31	57.36
	7	12	AMERICAN INTL GRP	5,915	6,836	6.67	6.68	3.16	60.52
	8	796	QBE INS GRP	4,700	3,559	9.69	9.73	2.51	63.03
	9	140	NATIONWIDE CORP GRP	4,623	4,344	69.04	69.32	2.47	65.50
	10	212	ZURICH INS GRP	4,575	4,826	22.67	23.50	2.44	67.94
			**STATE TOTAL **	187,159	186,623	32.39	32.74	100.00	100.00
Pennsylvania	1	111	LIBERTY MUT GRP	114,307	113,962	61.25	61.30	19.74	19.74
	2	218	CNA INS GRP	67,349	70,590	31.82	31.85	11.63	31.36
	3	38	CHUBB INC GRP	39,241	38,641	9.38	9.30	6.78	38.14
	4	761	ALLIANZ INS GRP	29,808	29,804	32.22	32.47	5.15	43.29
	5	3548	TRAVELERS GRP	29,429	28,815	28.75	29.40	5.08	48.37
	6	65	FM GLOBAL GRP	28,807	27,141	- 34.69	- 35.12	4.97	53.34
	7	140	NATIONWIDE CORP GRP	27,012	26,259	43.52	44.05	4.66	58.00
	8	12	AMERICAN INTL GRP	19,415	18,096	27.17	27.29	3.35	61.36
	9	176	STATE FARM GRP	17,731	17,515	32.20	34.20	3.06	64.42
	10	150	OLD REPUBLIC GRP	13,589	12,453	62.76	64.35	2.35	66.76
			**STATE TOTAL **	579,191	568,779	36.35	36.76	100.00	100.00
Rhode Island	1	761	ALLIANZ INS GRP	14,217	14,034	21.60	21.59	21.64	21.64
	2	111	LIBERTY MUT GRP	10,833	10,722	55.87	55.95	16.49	38.12
	3	218	CNA INS GRP	4,869	5,143	37.33	37.44	7.41	45.53
	4	158	FAIRFAX FIN GRP	3,032	3,032	126.22	126.66	4.61	50.15
	5	38	CHUBB INC GRP	2,956	2,532	38.93	38.63	4.50	54.64
	6	65	FM GLOBAL GRP	2,754	4,248	- 18.26	- 19.04	4.19	58.84
	7	3548	TRAVELERS GRP	2,463	2,291	27.85	27.90	3.75	62.58
	8	140	NATIONWIDE CORP GRP	2,223	2,176	48.45	49.08	3.38	65.97
	9	12	AMERICAN INTL GRP	1,856	1,695	13.07	13.08	2.82	68.79
	10	155	PROGRESSIVE GRP	1,103	1,068	102.25	102.55	1.68	70.47
			**STATE TOTAL **	65,711	66,087	38.41	38.34	100.00	100.00

PROPERTY AND CASUALTY INSURANCE INDUSTRY
MARKET SHARE REPORT - TOTAL PREMIUM
BY GROUP
09 - INLAND MARINE

May 15, 2014

STATE	Rank	Group/ Company Code	Group/ Company Name	Direct Premiums Written (000)	Direct Premiums Earned (000)	Direct Loss to EP Ratio	Direct Loss & DCC to EP Ratio	Market Share %	Cumulative Market Share %
South Carolina	1	111	LIBERTY MUT GRP	51,597	51,515	63.11	63.03	20.29	20.29
	2	17	LIFE OF THE SOUTH CORP GRP	26,786	24,733	10.54	10.55	10.53	30.82
	3	19	ASSURANT INC GRP	20,248	20,353	24.70	24.80	7.96	38.78
	4	218	CNA INS GRP	18,866	19,663	31.14	31.16	7.42	46.20
	5	65	FM GLOBAL GRP	12,160	11,574	- 0.53	- 0.54	4.78	50.98
	6	176	STATE FARM GRP	11,034	11,002	29.33	30.01	4.34	55.32
	7	12	AMERICAN INTL GRP	9,081	8,729	6.95	7.05	3.57	58.89
	8	212	ZURICH INS GRP	8,218	7,291	13.89	13.90	3.23	62.12
	9	761	ALLIANZ INS GRP	7,018	8,426	12.90	11.59	2.76	64.88
	10	3548	TRAVELERS GRP	6,480	6,386	35.64	36.28	2.55	67.43
			STATE TOTAL	254,330	249,733	35.94	36.39	100.00	100.00
South Dakota	1	111	LIBERTY MUT GRP	5,805	5,783	61.67	61.60	11.98	11.98
	2	181	SWISS RE GRP	4,304	4,304	13.42	15.48	8.88	20.86
	3	218	CNA INS GRP	3,780	3,800	15.77	16.06	7.80	28.66
	4	176	STATE FARM GRP	2,342	2,335	37.24	36.97	4.83	33.49
	5	150	OLD REPUBLIC GRP	2,319	2,350	55.76	56.16	4.78	38.27
	6	140	NATIONWIDE CORP GRP	2,034	1,988	50.14	50.59	4.20	42.47
	7	91	HARTFORD FIRE & CAS GRP	1,994	1,992	51.00	50.93	4.11	46.59
	8	3548	TRAVELERS GRP	1,805	1,601	15.61	13.74	3.72	50.31
	9	361	MUNICH RE GRP	1,595	1,585	12.06	12.36	3.29	53.60
	10	280	AUTO OWNERS GRP	1,437	1,399	35.43	34.77	2.97	56.57
			STATE TOTAL	48,464	47,589	45.72	45.94	100.00	100.00
Tennessee	1	111	LIBERTY MUT GRP	64,593	64,472	62.12	62.20	20.75	20.75
	2	218	CNA INS GRP	33,269	34,641	27.23	27.31	10.69	31.44
	3	65	FM GLOBAL GRP	28,611	26,665	- 8.05	- 8.25	9.19	40.64
	4	176	STATE FARM GRP	18,259	18,347	41.38	41.24	5.87	46.50
	5	3548	TRAVELERS GRP	12,452	12,443	94.44	96.90	4.00	50.50
	6	761	ALLIANZ INS GRP	12,446	13,264	36.70	38.48	4.00	54.50
	7	212	ZURICH INS GRP	10,060	9,224	32.25	32.21	3.23	57.73
	8	17	LIFE OF THE SOUTH CORP GRP	8,868	7,713	5.92	5.92	2.85	60.58
	9	19	ASSURANT INC GRP	8,762	8,399	26.16	26.17	2.82	63.40
	10	38	CHUBB INC GRP	7,528	7,326	20.41	20.87	2.42	65.82
			STATE TOTAL	311,239	303,148	39.59	40.30	100.00	100.00
Texas	1	218	CNA INS GRP	264,854	275,251	31.13	31.17	15.96	15.96
	2	111	LIBERTY MUT GRP	211,180	209,312	60.30	60.39	12.73	28.69
	3	3548	TRAVELERS GRP	94,454	91,298	34.81	35.76	5.69	34.39
	4	212	ZURICH INS GRP	80,294	81,215	53.83	58.93	4.84	39.23
	5	12	AMERICAN INTL GRP	78,953	63,511	41.94	43.02	4.76	43.99
	6	19	ASSURANT INC GRP	67,055	46,795	21.96	22.00	4.04	48.03
	7	761	ALLIANZ INS GRP	66,159	65,890	45.82	46.27	3.99	52.02
	8	38	CHUBB INC GRP	63,996	63,840	33.63	33.55	3.86	55.87
	9	65	FM GLOBAL GRP	56,852	51,090	36.94	37.47	3.43	59.30
	10	26565	OHIO IND CO	49,955	38,679	37.88	40.27	3.01	62.31
			STATE TOTAL	1,658,973	1,585,277	42.51	43.29	100.00	100.00
Utah	1	111	LIBERTY MUT GRP	15,033	15,466	62.24	62.52	13.29	13.29
	2	65	FM GLOBAL GRP	12,250	11,417	8.98	8.99	10.83	24.12
	3	218	CNA INS GRP	11,864	12,645	29.99	30.41	10.49	34.61
	4	12	AMERICAN INTL GRP	6,550	5,515	46.70	47.16	5.79	40.40
	5	3548	TRAVELERS GRP	6,427	6,244	72.72	73.35	5.68	46.09
	6	761	ALLIANZ INS GRP	4,678	4,293	39.86	39.82	4.14	50.22
	7	19	ASSURANT INC GRP	4,373	4,415	23.78	23.78	3.87	54.09
	8	212	ZURICH INS GRP	4,030	3,991	164.96	172.43	3.56	57.65
	9	176	STATE FARM GRP	3,700	3,704	24.57	23.49	3.27	60.92
	10	84	AMERICAN FINANCIAL GRP	2,988	2,683	45.75	46.83	2.64	63.56
			STATE TOTAL	113,103	110,614	46.06	46.88	100.00	100.00

PROPERTY AND CASUALTY INSURANCE INDUSTRY
MARKET SHARE REPORT - TOTAL PREMIUM
BY GROUP
09 - INLAND MARINE

May 15, 2014

STATE	Rank	Group/ Company Code	Group/ Company Name	Direct Premiums Written (000)	Direct Premiums Earned (000)	Direct Loss to EP Ratio	Direct Loss & DCC to EP Ratio	Market Share %	Cumulative Market Share %
Vermont	1	111	LIBERTY MUT GRP	4,626	4,597	40.07	40.22	15.43	15.43
	2	218	CNA INS GRP	3,884	3,960	22.80	22.80	12.96	28.39
	3	98	WR BERKLEY CORP GRP	1,521	1,478	33.50	35.95	5.07	33.46
	4	408	AMERICAN NATL FIN GRP	1,295	1,319	61.67	61.76	4.32	37.78
	5	761	ALLIANZ INS GRP	1,237	1,145	24.61	24.35	4.13	41.91
	6	3548	TRAVELERS GRP	1,220	1,246	16.69	17.49	4.07	45.98
	7	158	FAIRFAX FIN GRP	1,165	1,165	110.25	110.25	3.88	49.86
	8	140	NATIONWIDE CORP GRP	1,138	1,098	45.86	46.14	3.80	53.66
	9	65	FM GLOBAL GRP	1,083	1,258	- 19.71	- 20.45	3.61	57.27
	10	155	PROGRESSIVE GRP	933	912	45.91	45.64	3.11	60.38
			**STATE TOTAL **	29,976	32,098	40.76	41.61	100.00	100.00
Virginia	1	111	LIBERTY MUT GRP	69,726	68,982	60.74	60.89	19.26	19.26
	2	218	CNA INS GRP	45,996	47,991	32.22	32.80	12.71	31.97
	3	140	NATIONWIDE CORP GRP	19,593	18,881	48.00	48.28	5.41	37.38
	4	626	ACE LTD GRP	16,429	16,289	32.86	33.98	4.54	41.92
	5	761	ALLIANZ INS GRP	15,989	15,936	35.77	36.89	4.42	46.34
	6	176	STATE FARM GRP	15,969	16,003	34.83	34.75	4.41	50.75
	7	3548	TRAVELERS GRP	15,886	16,359	22.01	22.43	4.39	55.14
	8	200	UNITED SERV AUTOMOBILE ASSN GRP	13,874	12,909	47.77	47.98	3.83	58.97
	9	38	CHUBB INC GRP	13,251	12,460	66.95	67.31	3.66	62.63
	10	65	FM GLOBAL GRP	11,880	10,788	- 98.47	- 99.81	3.28	65.91
			**STATE TOTAL **	361,992	358,809	36.62	36.99	100.00	100.00
Washington	1	111	LIBERTY MUT GRP	67,066	65,995	60.60	60.95	17.99	17.99
	2	65	FM GLOBAL GRP	55,569	54,915	8.93	8.91	14.91	32.90
	3	218	CNA INS GRP	33,494	35,344	25.12	25.43	8.99	41.89
	4	796	QBE INS GRP	22,383	16,424	4.91	4.96	6.01	47.89
	5	12	AMERICAN INTL GRP	18,656	15,769	7.35	7.46	5.01	52.90
	6	3548	TRAVELERS GRP	16,522	15,064	41.02	42.66	4.43	57.33
	7	176	STATE FARM GRP	13,395	13,308	41.91	56.22	3.59	60.92
	8	626	ACE LTD GRP	9,701	8,030	34.64	36.79	2.60	63.53
	9	761	ALLIANZ INS GRP	8,955	10,340	68.33	70.12	2.40	65.93
	10	140	NATIONWIDE CORP GRP	8,829	8,426	55.78	55.88	2.37	68.30
			**STATE TOTAL **	372,730	353,613	36.41	37.61	100.00	100.00
West Virginia	1	218	CNA INS GRP	12,871	13,431	21.55	21.56	19.58	19.58
	2	111	LIBERTY MUT GRP	8,919	8,855	57.83	57.85	13.57	33.15
	3	3548	TRAVELERS GRP	4,986	4,859	22.66	22.26	7.59	40.74
	4	228	WESTFIELD GRP	3,998	4,026	60.96	60.98	6.08	46.82
	5	19	ASSURANT INC GRP	3,117	3,229	31.17	31.17	4.74	51.56
	6	176	STATE FARM GRP	2,681	2,646	28.58	29.46	4.08	55.64
	7	150	OLD REPUBLIC GRP	2,248	2,304	54.73	54.77	3.42	59.06
	8	140	NATIONWIDE CORP GRP	2,196	2,133	33.05	33.25	3.34	62.40
	9	65	FM GLOBAL GRP	1,718	1,709	0.25	0.59	2.61	65.02
	10	761	ALLIANZ INS GRP	1,699	1,953	86.33	86.37	2.59	67.60
			**STATE TOTAL **	65,727	65,295	40.78	41.31	100.00	100.00
Wisconsin	1	111	LIBERTY MUT GRP	22,030	22,207	57.41	57.80	10.10	10.10
	2	218	CNA INS GRP	20,897	21,699	25.76	25.96	9.58	19.68
	3	19	ASSURANT INC GRP	14,740	14,915	44.40	44.40	6.76	26.43
	4	176	STATE FARM GRP	11,887	11,876	30.90	31.58	5.45	31.88
	5	3548	TRAVELERS GRP	11,033	10,323	36.53	37.38	5.06	36.94
	6	65	FM GLOBAL GRP	10,967	10,843	10.47	10.56	5.03	41.97
	7	15350	WEST BEND MUT INS CO	10,720	10,191	22.71	22.69	4.91	46.88
	8	14184	ACUITY A MUT INS CO	9,659	9,277	32.40	32.67	4.43	51.31
	9	761	ALLIANZ INS GRP	7,312	7,135	36.77	36.40	3.35	54.66
	10	12	AMERICAN INTL GRP	7,283	6,288	12.49	12.96	3.34	58.00
			**STATE TOTAL **	218,148	215,376	37.30	37.74	100.00	100.00

PROPERTY AND CASUALTY INSURANCE INDUSTRY
MARKET SHARE REPORT - TOTAL PREMIUM
BY GROUP
09 - INLAND MARINE

May 15, 2014

STATE	Rank	Group/ Company Code	Group/ Company Name	Direct Premiums Written (000)	Direct Premiums Earned (000)	Direct Loss to EP Ratio	Direct Loss & DCC to EP Ratio	Market Share %	Cumulative Market Share %
Wyoming	1	111	LIBERTY MUT GRP	8,045	8,002	93.31	96.25	19.58	19.58
	2	3548	TRAVELERS GRP	4,054	3,853	43.03	44.95	9.87	29.44
	3	218	CNA INS GRP	3,348	3,290	28.65	28.97	8.15	37.59
	4	761	ALLIANZ INS GRP	2,270	2,360	5.50	3.46	5.52	43.12
	5	212	ZURICH INS GRP	2,261	2,219	15.87	16.35	5.50	48.62
	6	12	AMERICAN INTL GRP	1,895	2,218	21.46	21.36	4.61	53.23
	7	150	OLD REPUBLIC GRP	1,683	1,698	86.06	108.13	4.10	57.32
	8	176	STATE FARM GRP	1,402	1,378	20.71	12.49	3.41	60.74
	9	65	FM GLOBAL GRP	1,289	1,374	- 22.08	- 22.02	3.14	63.87
	10	1129	WHITE MOUNTAINS GRP	1,240	1,361	37.57	37.54	3.02	66.89
			**STATE TOTAL **	41,093	41,140	40.51	42.03	100.00	100.00
American Samoa	1	468	AEGON US HOLDING GRP	18	18	20.03	20.03	74.03	74.03
	2	761	ALLIANZ INS GRP	6	6	64.49	64.49	25.97	100.00
			**STATE TOTAL **	24	25	31.42	31.42	100.00	100.00
Guam	1	4672	DONGBU INS GRP	181	175	0.00	0.00	27.85	27.85
	2	200	UNITED SERV AUTOMOBILE ASSN GRP	105	99	89.95	90.49	16.24	44.09
	3	4715	MS & AD INS GRP	104	114	17.18	17.18	16.10	60.19
	4	3098	TOKIO MARINE HOLDINGS INC GRP	77	98	2.82	3.18	11.87	72.06
	5	65	FM GLOBAL GRP	59	58	0.00	0.00	9.09	81.14
	6	12633	CENTURY INS CO GU LTD	43	13	0.00	0.00	6.65	87.79
	7	761	ALLIANZ INS GRP	37	37	9.36	10.35	5.72	93.51
	8	18380	PACIFIC IND INS CO	23	10	0.00	0.00	3.55	97.06
	9	13635	NIPPONKOA INS CO LTD	8	6	0.00	0.00	1.19	98.26
	10	12	AMERICAN INTL GRP	6	5	2.87	2.87	0.90	99.15
			**STATE TOTAL **	648	624	18.42	19.92	100.00	100.00
Puerto Rico	1	218	CNA INS GRP	23,876	24,466	36.63	36.63	25.82	25.82
	2	19	ASSURANT INC GRP	22,772	22,790	55.17	55.17	24.63	50.44
	3	12	AMERICAN INTL GRP	15,007	15,338	23.19	54.88	16.23	66.67
	4	65	FM GLOBAL GRP	10,886	8,642	2.54	2.57	11.77	78.44
	5	761	ALLIANZ INS GRP	7,348	8,737	29.52	30.67	7.95	86.39
	6	411	MAPFRE INS GRP	4,373	3,494	- 24.86	- 23.06	4.73	91.12
	7	4802	TRIPLE S GRP	1,774	1,903	27.80	28.41	1.92	93.04
	8	796	QBE INS GRP	1,458	1,472	34.97	35.21	1.58	94.61
	9	71	UNIVERSAL INS CO GRP	1,023	1,046	36.74	32.33	1.11	95.72
	10	626	ACE LTD GRP	993	1,037	31.51	32.58	1.07	96.79
			**STATE TOTAL **	92,475	92,189	31.01	36.42	100.00	100.00
U.S. Virgin Islands	1	218	CNA INS GRP	2,483	2,561	28.93	28.93	83.87	83.87
	2	761	ALLIANZ INS GRP	160	159	13.46	13.46	5.41	89.28
	3	65	FM GLOBAL GRP	73	69	0.00	0.00	2.46	91.74
	4	501	ALLEGHANY GRP	51	55	- 0.35	- 0.36	1.71	93.45
	5	411	MAPFRE INS GRP	46	44	2866.47	2862.81	1.57	95.02
	6	200	UNITED SERV AUTOMOBILE ASSN GRP	34	37	88.20	87.05	1.17	96.19
	7	468	AEGON US HOLDING GRP	34	35	170.60	170.60	1.16	97.35
	8	27928	AMEX ASSUR CO	31	30	91.71	91.96	1.04	98.39
	9	626	ACE LTD GRP	24	11	1.29	1.21	0.81	99.20
	10	19	ASSURANT INC GRP	13	13	0.49	0.49	0.45	99.65
			**STATE TOTAL **	2,961	3,029	66.52	66.40	100.00	100.00
Northern Mariana Islands	1	761	ALLIANZ INS GRP	9	8	1.00	1.00	107.41	100.00
	2	4672	DONGBU INS GRP	0	0	0.00	0.00	0.75	100.00
	3	65	FM GLOBAL GRP	0	0	0.00	0.00	0.42	100.00
	4	468	AEGON US HOLDING GRP	0	0	0.00	0.00	0.25	100.00
			**STATE TOTAL **	8	11	- 61.08	- 61.08	100.00	100.00

PROPERTY AND CASUALTY INSURANCE INDUSTRY
MARKET SHARE REPORT - TOTAL PREMIUM
BY GROUP
09 - INLAND MARINE

May 15, 2014

STATE	Rank	Group/ Company Code	Group/ Company Name	Direct Premiums Written (000)	Direct Premiums Earned (000)	Direct Loss to EP Ratio	Direct Loss & DCC to EP Ratio	Market Share %	Cumulative Market Share %
Canada	1	65	FM GLOBAL GRP	110,886	104,352	116.32	118.00	40.47	40.47
	2	111	LIBERTY MUT GRP	38,066	40,040	144.71	155.38	13.89	54.36
	3	218	CNA INS GRP	33,267	32,158	31.86	33.34	12.14	66.50
	4	761	ALLIANZ INS GRP	30,304	38,263	126.02	132.61	11.06	77.56
	5	176	STATE FARM GRP	16,726	16,784	30.85	32.51	6.10	83.67
	6	84	AMERICAN FINANCIAL GRP	14,757	15,026	22.54	25.10	5.39	89.05
	7	91	HARTFORD FIRE & CAS GRP	8,031	8,026	57.18	57.38	2.93	91.98
	8	3548	TRAVELERS GRP	7,741	8,941	26.82	26.27	2.83	94.81
	9	19	ASSURANT INC GRP	7,594	7,778	32.32	32.32	2.77	97.58
	10	14354	JEWELERS MUT INS CO	3,816	3,712	14.55	14.33	1.39	98.97
			STATE TOTAL	274,006	281,469	94.72	98.18	100.00	100.00
Aggregate Other Alien	1	212	ZURICH INS GRP	31,618	24,975	- 0.48	- 0.35	33.15	33.15
	2	65	FM GLOBAL GRP	29,141	24,119	44.24	42.42	30.55	63.71
	3	626	ACE LTD GRP	11,642	12,693	32.71	27.35	12.21	75.91
	4	38	CHUBB INC GRP	7,480	6,912	30.83	31.28	7.84	83.75
	5	111	LIBERTY MUT GRP	4,789	6,419	172.74	174.06	5.02	88.78
	6	98	WR BERKLEY CORP GRP	3,151	3,005	24.06	24.20	3.30	92.08
	7	1285	XL AMER GRP	2,862	3,363	- 48.36	- 50.60	3.00	95.08
	8	3678	AMERICAN INDEPENDENT INS GRP	1,188	1,162	37.06	37.06	1.25	96.32
	9	785	MARKEL CORP GRP	966	1,081	20.04	20.04	1.01	97.34
	10	761	ALLIANZ INS GRP	593	326	- 68.85	- 76.72	0.62	97.96
			STATE TOTAL	95,376	86,603	23.77	23.60	100.00	100.00

10—Financial Guaranty

PROPERTY AND CASUALTY INSURANCE INDUSTRY
MARKET SHARE REPORT - TOTAL PREMIUM
BY GROUP
10 - FINANCIAL GUARANTY

May 15, 2014

STATE	Rank	Group/ Company Code	Group/ Company Name	Direct Premiums Written (000)	Direct Premiums Earned (000)	Direct Loss to EP Ratio	Direct Loss & DCC to EP Ratio	Market Share %	Cumulative Market Share %
Countrywide	1	194	ASSURED GUAR GRP	305,915	560,034	- 25.89	- 8.10	45.33	45.33
	2	528	MBIA GRP	143,989	484,163	133.73	147.57	21.34	66.67
	3	1248	AMBAC ASSUR CORP GRP	95,536	374,834	133.09	137.81	14.16	80.82
	4	12815	FINANCIAL GUAR INS CO	37,969	181,598	-1263.81	-1240.54	5.63	86.45
	5	4676	SYNCORA HOLDINGS GRP	33,873	100,829	-257.09	-233.27	5.02	91.47
	6	766	RADIAN GRP	18,086	64,549	- 7.08	- 5.99	2.68	94.15
	7	25771	CIFG ASSUR N AMER INC	15,604	32,702	-368.51	-349.12	2.31	96.46
	8	14380	BUILD AMER MUT ASSUR CO	13,560	108	0.00	0.00	2.01	98.47
	9	31	BERKSHIRE HATHAWAY GRP	7,033	29,729	36.22	36.76	1.04	99.51
	10	468	AEGON US HOLDING GRP	3,000	3,000	0.00	0.00	0.44	99.96
	11	22896	ACA FIN GUAR CORP	146	26,600	133.46	144.55	0.02	99.98
	12	2538	AMTRUST NGH GRP	100	266	53.84	53.84	0.01	99.99
	13	12633	CENTURY INS CO GU LTD	51	27	1.21	1.21	0.01	100.00
	14	761	ALLIANZ INS GRP	2	36	- 4.76	- 4.76	0.00	100.00
			INDUSTRY TOTAL	674,864	1,858,474	- 87.79	- 73.76	100.00	100.00

PROPERTY AND CASUALTY INSURANCE INDUSTRY
MARKET SHARE REPORT - TOTAL PREMIUM
BY GROUP
10 - FINANCIAL GUARANTY

May 15, 2014

STATE	Rank	Group/ Company Code	Group/ Company Name	Direct Premiums Written (000)	Direct Premiums Earned (000)	Direct Loss to EP Ratio	Direct Loss & DCC to EP Ratio	Market Share %	Cumulative Market Share %
Alabama	1	194	ASSURED GUAR GRP	38,793	7,810	289.98	296.53	99.02	99.02
	2	1248	AMBAC ASSUR CORP GRP	234	3,548	- 2.96	1.40	0.60	99.62
	3	14380	BUILD AMER MUT ASSUR CO	149	1	0.00	0.00	0.38	100.00
			STATE TOTAL	39,176	49,312	-460.41	-459.16	100.00	100.00
Alaska	1	528	MBIA GRP	104	1,479	0.00	0.00	42.06	42.06
	2	1248	AMBAC ASSUR CORP GRP	93	243	0.00	0.00	37.69	79.75
	3	12815	FINANCIAL GUAR INS CO	50	403	0.00	0.00	20.25	100.00
			STATE TOTAL	246	2,708	0.00	0.00	100.00	100.00
Arizona	1	194	ASSURED GUAR GRP	144	3,405	0.00	0.00	46.87	46.87
	2	14380	BUILD AMER MUT ASSUR CO	126	0	N/A	N/A	41.10	87.97
	3	1248	AMBAC ASSUR CORP GRP	37	3,729	0.00	0.29	12.03	100.00
			STATE TOTAL	307	13,904	0.00	0.31	100.00	100.00
Arkansas	1	194	ASSURED GUAR GRP	989	2,095	3.62	26.92	95.65	95.65
	2	1248	AMBAC ASSUR CORP GRP	45	735	0.00	0.00	4.35	100.00
			STATE TOTAL	1,034	5,127	3.56	14.22	100.00	100.00
California	1	194	ASSURED GUAR GRP	11,560	29,461	81.86	99.16	41.15	41.15
	2	1248	AMBAC ASSUR CORP GRP	7,546	67,440	27.48	30.04	26.86	68.02
	3	14380	BUILD AMER MUT ASSUR CO	4,152	16	0.00	0.00	14.78	82.80
	4	528	MBIA GRP	1,774	58,366	12.99	23.41	6.31	89.11
	5	4676	SYNCORA HOLDINGS GRP	1,633	8,322	- 45.62	- 91.07	5.81	94.93
	6	12815	FINANCIAL GUAR INS CO	1,167	20,329	0.00	0.00	4.16	99.08
	7	25771	CIFG ASSUR N AMER INC	257	2,900	0.00	0.00	0.92	100.00
			STATE TOTAL	28,090	193,149	32.31	37.39	100.00	100.00
Colorado	1	194	ASSURED GUAR GRP	2,437	9,961	2.27	2.27	49.74	49.74
	2	1248	AMBAC ASSUR CORP GRP	2,368	5,724	0.00	19.15	48.34	98.08
	3	14380	BUILD AMER MUT ASSUR CO	80	1	0.00	0.00	1.64	99.72
	4	528	MBIA GRP	14	7,231	0.00	0.00	0.28	100.00
			STATE TOTAL	4,899	32,561	0.77	5.59	100.00	100.00
Connecticut	1	1248	AMBAC ASSUR CORP GRP	579	2,742	0.00	0.00	51.99	51.99
	2	194	ASSURED GUAR GRP	283	3,230	73.91	75.92	25.40	77.39
	3	766	RADIAN GRP	112	1,143	0.00	0.00	10.03	87.41
	4	2538	AMTRUST NGH GRP	100	266	53.84	53.84	8.98	96.40
	5	14380	BUILD AMER MUT ASSUR CO	40	0	N/A	N/A	3.60	100.00
			STATE TOTAL	1,115	10,647	24.28	24.90	100.00	100.00
Delaware	1	194	ASSURED GUAR GRP	28,731	25,466	-161.32	- 2.86	87.15	87.15
	2	1248	AMBAC ASSUR CORP GRP	3,916	4,374	- 96.08	- 95.80	11.88	99.02
	3	4676	SYNCORA HOLDINGS GRP	215	216	0.00	0.00	0.65	99.68
	4	528	MBIA GRP	107	420	0.00	0.00	0.32	100.00
			STATE TOTAL	32,969	31,429	-144.09	- 12.55	100.00	100.00
District Of Columbia	1	194	ASSURED GUAR GRP	166	1,678	0.00	0.00	100.00	100.00
			STATE TOTAL	166	11,015	0.00	0.16	100.00	100.00
Florida	1	194	ASSURED GUAR GRP	4,050	16,577	10.37	10.37	81.11	81.11
	2	1248	AMBAC ASSUR CORP GRP	435	17,065	0.00	0.00	8.72	89.82
	3	528	MBIA GRP	394	30,544	- 10.73	- 8.06	7.89	97.72
	4	14380	BUILD AMER MUT ASSUR CO	109	0	N/A	N/A	2.18	99.89
	5	12815	FINANCIAL GUAR INS CO	5	9,161	- 12.42	- 12.19	0.11	100.00
			STATE TOTAL	4,994	78,633	1.65	2.77	100.00	100.00
Georgia	1	194	ASSURED GUAR GRP	358	5,491	0.00	1.78	52.64	52.64
	2	1248	AMBAC ASSUR CORP GRP	296	3,252	0.00	0.02	43.49	96.13
	3	12815	FINANCIAL GUAR INS CO	26	1,864	0.00	0.00	3.87	100.00
			STATE TOTAL	680	17,022	25.63	27.16	100.00	100.00

PROPERTY AND CASUALTY INSURANCE INDUSTRY
MARKET SHARE REPORT - TOTAL PREMIUM
BY GROUP
10 - FINANCIAL GUARANTY

May 15, 2014

STATE	Rank	Group/ Company Code	Group/ Company Name	Direct Premiums Written (000)	Direct Premiums Earned (000)	Direct Loss to EP Ratio	Direct Loss & DCC to EP Ratio	Market Share %	Cumulative Market Share %
Hawaii	1	528	MBIA GRP	2,924	4,418	0.00	0.00	67.04	67.04
	2	1248	AMBAC ASSUR CORP GRP	1,179	1,647	0.00	0.00	27.02	94.05
	3	194	ASSURED GUAR GRP	259	648	0.00	0.00	5.95	100.00
			STATE TOTAL	4,362	8,449	0.00	0.00	100.00	100.00
Idaho			**STATE TOTAL**	0	971	0.00	0.00		100.00
Illinois	1	194	ASSURED GUAR GRP	4,227	22,596	1.25	1.30	50.86	50.86
	2	1248	AMBAC ASSUR CORP GRP	3,479	10,802	-192.33	-185.51	41.86	92.72
	3	14380	BUILD AMER MUT ASSUR CO	233	0	0.00	0.00	2.80	95.52
	4	25771	CIFG ASSUR N AMER INC	132	234	0.00	0.00	1.59	97.11
	5	22896	ACA FIN GUAR CORP	85	644	0.00	90.76	1.03	98.13
	6	12815	FINANCIAL GUAR INS CO	80	4,094	0.00	0.00	0.97	99.10
	7	528	MBIA GRP	75	10,852	0.00	0.00	0.90	100.00
			STATE TOTAL	8,311	51,288	- 39.96	- 37.36	100.00	100.00
Indiana	1	1248	AMBAC ASSUR CORP GRP	272	5,369	0.00	0.00	57.68	57.68
	2	14380	BUILD AMER MUT ASSUR CO	76	0	N/A	N/A	16.16	73.84
	3	12815	FINANCIAL GUAR INS CO	74	1,461	0.00	0.00	15.74	89.58
	4	194	ASSURED GUAR GRP	49	5,667	0.00	0.00	10.42	100.00
			STATE TOTAL	472	18,330	- 0.01	- 0.09	100.00	100.00
Iowa	1	468	AEGON US HOLDING GRP	3,000	3,000	0.00	0.00	98.11	98.11
	2	1248	AMBAC ASSUR CORP GRP	58	303	0.00	0.00	1.89	100.00
			STATE TOTAL	3,058	4,460	0.00	0.00	100.00	100.00
Kansas	1	1248	AMBAC ASSUR CORP GRP	506	1,318	2.67	2.67	44.08	44.08
	2	194	ASSURED GUAR GRP	463	2,513	0.00	0.00	40.33	84.41
	3	528	MBIA GRP	139	1,514	0.00	0.00	12.11	96.52
	4	14380	BUILD AMER MUT ASSUR CO	40	0	0.00	0.00	3.48	100.00
			STATE TOTAL	1,148	5,898	0.60	0.60	100.00	100.00
Kentucky	1	194	ASSURED GUAR GRP	1,070	3,464	- 2.37	- 2.37	65.93	65.93
	2	1248	AMBAC ASSUR CORP GRP	514	2,929	0.00	0.00	31.66	97.59
	3	4676	SYNCORA HOLDINGS GRP	39	226	0.00	0.00	2.38	99.97
	4	528	MBIA GRP	0	7,332	0.05	0.05	0.03	100.00
			STATE TOTAL	1,622	14,908	- 0.53	- 0.53	100.00	100.00
Louisiana	1	194	ASSURED GUAR GRP	3,111	3,142	0.00	0.00	73.34	73.34
	2	1248	AMBAC ASSUR CORP GRP	559	8,575	0.00	0.00	13.18	86.52
	3	12815	FINANCIAL GUAR INS CO	319	12,699	0.00	0.00	7.52	94.04
	4	528	MBIA GRP	159	2,864	0.00	0.00	3.76	97.80
	5	14380	BUILD AMER MUT ASSUR CO	87	0	0.00	0.00	2.05	99.85
	6	22896	ACA FIN GUAR CORP	6	93	-1015.82	-1055.62	0.15	100.00
			STATE TOTAL	4,242	28,130	- 3.36	- 3.49	100.00	100.00
Maine	1	194	ASSURED GUAR GRP	436	1,789	0.00	0.00	100.00	100.00
			STATE TOTAL	436	2,374	0.00	0.00	100.00	100.00
Maryland	1	194	ASSURED GUAR GRP	4,018	7,962	-1053.10	-683.27	62.38	62.38
	2	4676	SYNCORA HOLDINGS GRP	1,408	1,783	0.00	0.00	21.86	84.24
	3	1248	AMBAC ASSUR CORP GRP	1,015	3,586	-250.80	-146.21	15.76	100.00
			STATE TOTAL	6,441	17,115	-542.46	-348.49	100.00	100.00
Massachusetts	1	1248	AMBAC ASSUR CORP GRP	5,599	11,017	271.21	300.01	81.99	81.99
	2	194	ASSURED GUAR GRP	690	5,017	-153.48	-137.76	10.11	92.10
	3	766	RADIAN GRP	241	1,285	- 3.64	- 9.45	3.53	95.63
	4	4676	SYNCORA HOLDINGS GRP	145	2,076	-291.73	- 58.03	2.12	97.75
	5	528	MBIA GRP	126	6,609	0.00	0.00	1.84	99.59
	6	14380	BUILD AMER MUT ASSUR CO	28	0	0.00	0.00	0.41	100.00
	7	12815	FINANCIAL GUAR INS CO	0	5,665	0.00	0.00	0.00	100.00
			STATE TOTAL	6,828	32,800	49.05	75.70	100.00	100.00

PROPERTY AND CASUALTY INSURANCE INDUSTRY
MARKET SHARE REPORT - TOTAL PREMIUM
BY GROUP
10 - FINANCIAL GUARANTY

May 15, 2014

STATE	Rank	Group/ Company Code	Group/ Company Name	Direct Premiums Written (000)	Direct Premiums Earned (000)	Direct Loss to EP Ratio	Direct Loss & DCC to EP Ratio	Market Share %	Cumulative Market Share %
Michigan	1	194	ASSURED GUAR GRP	943	8,077	325.85	435.92	49.33	49.33
	2	1248	AMBAC ASSUR CORP GRP	742	2,972	4954.42	5209.13	38.83	88.16
	3	14380	BUILD AMER MUT ASSUR CO	224	0	0.00	0.00	11.72	99.89
	4	12815	FINANCIAL GUAR INS CO	1	2,451	21649.35	21250.73	0.06	99.95
	5	528	MBIA GRP	1	4,370	952.70	1433.53	0.05	100.00
			STATE TOTAL	1,911	26,345	3213.44	3399.42	100.00	100.00
Minnesota	1	1248	AMBAC ASSUR CORP GRP	6,834	7,621	4583.83	4299.94	61.38	61.38
	2	194	ASSURED GUAR GRP	4,297	7,037	-447.71	-414.06	38.60	99.97
	3	22896	ACA FIN GUAR CORP	3	245	2611.04	2610.76	0.03	100.00
	4	12815	FINANCIAL GUAR INS CO	0	329	0.00	0.00	0.00	100.00
			STATE TOTAL	11,134	18,266	1773.57	1668.09	100.00	100.00
Mississippi	1	194	ASSURED GUAR GRP	1,032	845	0.00	0.00	72.64	72.64
	2	1248	AMBAC ASSUR CORP GRP	376	1,558	0.00	0.00	26.47	99.11
	3	528	MBIA GRP	13	396	0.00	0.00	0.89	100.00
			STATE TOTAL	1,421	4,205	- 32.67	- 26.20	100.00	100.00
Missouri	1	194	ASSURED GUAR GRP	2,443	8,383	0.00	0.00	78.58	78.58
	2	528	MBIA GRP	412	4,741	0.00	0.00	13.25	91.84
	3	1248	AMBAC ASSUR CORP GRP	246	5,628	0.00	0.00	7.91	99.74
	4	22896	ACA FIN GUAR CORP	8	254	5.85	5.79	0.26	100.00
			STATE TOTAL	3,109	24,551	0.06	0.41	100.00	100.00
Montana	1	1248	AMBAC ASSUR CORP GRP	121	4,668	0.00	0.00	100.00	100.00
			STATE TOTAL	121	5,050	0.00	0.00	100.00	100.00
Nebraska	1	4676	SYNCORA HOLDINGS GRP	229	237	0.00	0.00	63.54	63.54
	2	25771	CIFG ASSUR N AMER INC	112	112	0.00	0.00	31.10	94.64
	3	194	ASSURED GUAR GRP	19	2,263	0.00	0.00	5.36	100.00
			STATE TOTAL	361	4,430	0.00	0.00	100.00	100.00
Nevada	1	1248	AMBAC ASSUR CORP GRP	603	4,240	778.39	778.32	59.94	59.94
	2	12815	FINANCIAL GUAR INS CO	301	1,644	0.00	0.00	29.89	89.83
	3	528	MBIA GRP	86	3,950	- 0.01	0.18	8.55	98.38
	4	14380	BUILD AMER MUT ASSUR CO	16	0	0.00	0.00	1.62	100.00
			STATE TOTAL	1,006	12,758	258.71	258.75	100.00	100.00
New Hampshire	1	528	MBIA GRP	224	2,327	0.00	0.00	54.13	54.13
	2	1248	AMBAC ASSUR CORP GRP	146	351	0.00	0.00	35.24	89.37
	3	22896	ACA FIN GUAR CORP	44	910	0.00	- 9.04	10.63	100.00
			STATE TOTAL	414	8,237	0.00	- 1.00	100.00	100.00
New Jersey	1	194	ASSURED GUAR GRP	12,877	30,421	0.00	0.00	90.93	90.93
	2	1248	AMBAC ASSUR CORP GRP	518	12,733	0.00	0.00	3.66	94.59
	3	528	MBIA GRP	497	10,855	0.00	0.00	3.51	98.10
	4	12815	FINANCIAL GUAR INS CO	172	3,508	0.00	0.00	1.22	99.32
	5	14380	BUILD AMER MUT ASSUR CO	97	0	0.00	0.00	0.68	100.00
			STATE TOTAL	14,160	60,948	0.00	0.05	100.00	100.00
New Mexico	1	1248	AMBAC ASSUR CORP GRP	316	1,316	0.00	0.00	65.46	65.46
	2	14380	BUILD AMER MUT ASSUR CO	147	0	0.00	0.00	30.40	95.85
	3	194	ASSURED GUAR GRP	20	377	0.00	0.00	4.15	100.00
			STATE TOTAL	482	2,710	- 0.01	- 0.01	100.00	100.00

PROPERTY AND CASUALTY INSURANCE INDUSTRY
MARKET SHARE REPORT - TOTAL PREMIUM
BY GROUP
10 - FINANCIAL GUARANTY

May 15, 2014

STATE	Rank	Group/ Company Code	Group/ Company Name	Direct Premiums Written (000)	Direct Premiums Earned (000)	Direct Loss to EP Ratio	Direct Loss & DCC to EP Ratio	Market Share %	Cumulative Market Share %
New York	1	194	ASSURED GUAR GRP	133,975	184,297	- 49.25	- 44.86	35.72	35.72
	2	528	MBIA GRP	96,850	133,221	452.28	480.27	25.82	61.55
	3	1248	AMBAC ASSUR CORP GRP	46,362	87,330	- 4.52	18.80	12.36	73.91
	4	12815	FINANCIAL GUAR INS CO	31,596	44,916	-5858.75	-5750.87	8.42	82.33
	5	4676	SYNCORA HOLDINGS GRP	28,495	42,618	-665.80	-666.36	7.60	89.93
	6	766	RADIAN GRP	16,734	23,412	- 10.53	- 10.08	4.46	94.39
	7	25771	CIFG ASSUR N AMER INC	14,799	22,549	-534.44	-506.31	3.95	98.34
	8	31	BERKSHIRE HATHAWAY GRP	3,177	25,700	41.90	42.52	0.85	99.19
	9	14380	BUILD AMER MUT ASSUR CO	3,047	9	0.00	0.00	0.81	100.00
			STATE TOTAL	375,034	566,852	-444.49	-423.19	100.00	100.00
North Carolina	1	1248	AMBAC ASSUR CORP GRP	1,551	9,073	- 0.11	- 0.09	87.46	87.46
	2	194	ASSURED GUAR GRP	179	4,774	0.00	0.00	10.10	97.56
	3	4676	SYNCORA HOLDINGS GRP	43	909	0.00	0.00	2.44	100.00
			STATE TOTAL	1,773	23,204	- 0.04	- 0.04	100.00	100.00
North Dakota	1	194	ASSURED GUAR GRP	610	159	0.00	0.00	100.00	100.00
			STATE TOTAL	610	1,013	0.00	0.00	100.00	100.00
Ohio	1	194	ASSURED GUAR GRP	778	6,737	0.00	0.00	41.79	41.79
	2	1248	AMBAC ASSUR CORP GRP	561	5,291	0.00	7.30	30.14	71.93
	3	4676	SYNCORA HOLDINGS GRP	207	535	0.00	0.00	11.11	83.04
	4	12815	FINANCIAL GUAR INS CO	193	1,793	0.00	0.00	10.37	93.41
	5	528	MBIA GRP	78	6,036	0.00	0.00	4.21	97.62
	6	14380	BUILD AMER MUT ASSUR CO	44	0	N/A	N/A	2.38	100.00
			STATE TOTAL	1,861	24,125	0.00	1.60	100.00	100.00
Oklahoma	1	194	ASSURED GUAR GRP	450	2,717	0.00	0.00	77.93	77.93
	2	14380	BUILD AMER MUT ASSUR CO	127	0	N/A	N/A	22.07	100.00
			STATE TOTAL	578	5,982	0.00	- 4.85	100.00	100.00
Oregon	1	194	ASSURED GUAR GRP	247	2,817	0.00	0.00	93.72	93.72
	2	1248	AMBAC ASSUR CORP GRP	17	770	0.00	0.00	6.28	100.00
			STATE TOTAL	264	8,549	0.00	0.00	100.00	100.00
Pennsylvania	1	194	ASSURED GUAR GRP	15,150	35,156	112.80	116.82	79.47	79.47
	2	14380	BUILD AMER MUT ASSUR CO	1,631	28	0.00	0.00	8.56	88.02
	3	1248	AMBAC ASSUR CORP GRP	1,286	12,040	-341.52	-340.21	6.75	94.77
	4	766	RADIAN GRP	997	6,528	8.38	10.02	5.23	100.00
			STATE TOTAL	19,064	66,546	0.18	2.91	100.00	100.00
Rhode Island	1	194	ASSURED GUAR GRP	269	1,755	0.00	0.00	44.57	44.57
	2	1248	AMBAC ASSUR CORP GRP	248	1,046	0.00	0.04	41.15	85.73
	3	528	MBIA GRP	71	2,061	0.00	0.00	11.73	97.45
	4	12815	FINANCIAL GUAR INS CO	15	94	0.00	0.00	2.55	100.00
			STATE TOTAL	603	6,411	- 12.40	- 12.79	100.00	100.00
South Carolina	1	194	ASSURED GUAR GRP	595	6,787	0.00	0.00	53.15	53.15
	2	1248	AMBAC ASSUR CORP GRP	494	3,324	0.00	0.00	44.17	97.32
	3	14380	BUILD AMER MUT ASSUR CO	30	0	N/A	N/A	2.68	100.00
			STATE TOTAL	1,119	17,182	5.14	8.12	100.00	100.00
South Dakota	1	194	ASSURED GUAR GRP	21	418	0.00	0.00	100.00	100.00
			STATE TOTAL	21	939	0.00	0.00	100.00	100.00
Tennessee	1	194	ASSURED GUAR GRP	452	6,081	0.00	0.00	98.41	98.41
	2	14380	BUILD AMER MUT ASSUR CO	7	0	0.00	0.00	1.59	100.00
			STATE TOTAL	459	12,322	0.00	0.00	100.00	100.00

PROPERTY AND CASUALTY INSURANCE INDUSTRY
MARKET SHARE REPORT - TOTAL PREMIUM
BY GROUP
10 - FINANCIAL GUARANTY

May 15, 2014

STATE	Rank	Group/ Company Code	Group/ Company Name	Direct Premiums Written (000)	Direct Premiums Earned (000)	Direct Loss to EP Ratio	Direct Loss & DCC to EP Ratio	Market Share %	Cumulative Market Share %
Texas	1	194	ASSURED GUAR GRP	6,532	35,683	0.00	0.00	36.60	36.60
	2	31	BERKSHIRE HATHAWAY GRP	3,856	564	0.00	0.00	21.61	58.21
	3	14380	BUILD AMER MUT ASSUR CO	3,050	52	0.00	0.00	17.09	75.29
	4	1248	AMBAC ASSUR CORP GRP	1,995	30,419	0.00	0.00	11.18	86.47
	5	528	MBIA GRP	1,901	30,726	- 5.86	4.73	10.65	97.12
	6	4676	SYNCORA HOLDINGS GRP	258	2,518	0.00	0.00	1.44	98.57
	7	25771	CIFG ASSUR N AMER INC	246	809	0.00	0.00	1.38	99.95
	8	12815	FINANCIAL GUAR INS CO	7	14,904	- 11.11	- 10.90	0.04	99.99
	9	766	RADIAN GRP	3	4,684	0.00	0.00	0.01	100.00
			STATE TOTAL	17,848	123,221	- 2.68	- 0.03	100.00	100.00
Utah	1	194	ASSURED GUAR GRP	183	1,399	0.00	0.00	76.34	76.34
	2	25771	CIFG ASSUR N AMER INC	57	57	0.00	0.00	23.66	100.00
			STATE TOTAL	239	2,919	0.00	0.00	100.00	100.00
Vermont	1	194	ASSURED GUAR GRP	1,173	1,573	0.00	0.00	92.58	92.58
	2	1248	AMBAC ASSUR CORP GRP	94	1,829	0.00	0.00	7.42	100.00
			STATE TOTAL	1,267	3,795	0.00	0.00	100.00	100.00
Virginia	1	1248	AMBAC ASSUR CORP GRP	525	4,833	0.00	0.00	79.73	79.73
	2	194	ASSURED GUAR GRP	123	3,307	0.00	0.00	18.76	98.49
	3	528	MBIA GRP	10	5,929	0.00	0.00	1.51	100.00
			STATE TOTAL	658	14,583	- 0.05	- 0.14	100.00	100.00
Washington	1	1248	AMBAC ASSUR CORP GRP	747	3,934	0.00	0.00	99.77	99.77
	2	761	ALLIANZ INS GRP	2	2	- 0.06	- 0.06	0.23	100.00
			STATE TOTAL	749	27,749	14.41	14.79	100.00	100.00
West Virginia	1	194	ASSURED GUAR GRP	39	715	0.00	0.00	87.66	87.66
	2	1248	AMBAC ASSUR CORP GRP	5	1,007	0.00	0.00	12.34	100.00
			STATE TOTAL	44	3,040	0.00	0.00	100.00	100.00
Wisconsin	1	194	ASSURED GUAR GRP	108	3,514	0.00	0.00	78.09	78.09
	2	14380	BUILD AMER MUT ASSUR CO	19	0	N/A	N/A	13.75	91.84
	3	528	MBIA GRP	8	6,270	0.00	0.00	5.80	97.64
	4	1248	AMBAC ASSUR CORP GRP	3	932	0.00	0.00	2.36	100.00
			STATE TOTAL	138	11,585	0.00	0.00	100.00	100.00
Wyoming			**STATE TOTAL**	0	131	0.00	0.00		100.00
Guam	1	194	ASSURED GUAR GRP	1,109	156	0.00	0.00	95.56	95.56
	2	12633	CENTURY INS CO GU LTD	51	27	1.21	1.21	4.44	100.00
			STATE TOTAL	1,161	2,316	0.01	- 0.02	100.00	100.00
Puerto Rico	1	194	ASSURED GUAR GRP	119	6,000	0.00	33.33	95.78	95.78
	2	1248	AMBAC ASSUR CORP GRP	5	2,096	0.00	9.54	4.22	100.00
			STATE TOTAL	124	23,475	0.00	9.37	100.00	100.00
U.S. Virgin Islands	1	194	ASSURED GUAR GRP	114	289	0.00	0.00	100.00	100.00
			STATE TOTAL	114	1,429	0.00	0.00	100.00	100.00
Canada	1	194	ASSURED GUAR GRP	1,471	1,474	0.00	0.00	100.00	100.00
			STATE TOTAL	1,471	1,480	0.00	0.00	100.00	100.00
Aggregate Other Alien	1	528	MBIA GRP	38,023	68,584	- 1.81	- 2.29	58.54	58.54
	2	194	ASSURED GUAR GRP	18,753	25,462	- 29.16	- 29.18	28.87	87.42
	3	12815	FINANCIAL GUAR INS CO	3,961	6,845	0.00	0.00	6.10	93.52
	4	1248	AMBAC ASSUR CORP GRP	3,012	8,190	0.00	0.00	4.64	98.15
	5	4676	SYNCORA HOLDINGS GRP	1,200	2,813	-248.67	-104.84	1.85	100.00
			STATE TOTAL	64,949	111,893	- 14.00	- 10.68	100.00	100.00

11—Medical Professional Liability

PROPERTY AND CASUALTY INSURANCE INDUSTRY
MARKET SHARE REPORT - TOTAL PREMIUM
BY GROUP
11 - MEDICAL PROFESSIONAL LIABILITY

May 15, 2014

STATE	Rank	Group/ Company Code	Group/ Company Name	Direct Premiums Written (000)	Direct Premiums Earned (000)	Direct Loss to EP Ratio	Direct Loss & DCC to EP Ratio	Market Share %	Cumulative Market Share %
Countrywide	1	31	BERKSHIRE HATHAWAY GRP	825,624	835,397	34.34	55.96	8.44	8.44
	2	831	DOCTORS CO GRP	736,421	753,523	42.82	55.78	7.53	15.96
	3	34231	MEDICAL LIAB MUT INS CO	542,043	549,408	55.35	87.71	5.54	21.50
	4	218	CNA INS GRP	498,224	499,598	25.75	36.61	5.09	26.59
	5	2698	PROASSURANCE CORP GRP	494,892	499,496	10.39	26.78	5.06	31.65
	6	41467	PHYSICIANS RECIP INSURERS	373,175	374,856	65.94	76.29	3.81	35.46
	7	12	AMERICAN INTL GRP	351,490	379,577	27.02	50.04	3.59	39.06
	8	1154	COVERYS GRP	344,461	360,861	36.54	55.08	3.52	42.58
	9	1282	NORCAL GRP	285,236	281,485	40.95	67.01	2.91	45.49
	10	2358	ISMIE GRP	243,226	256,037	4.07	26.35	2.49	47.98
	11	30317	HOSPITALS INS CO INC	231,407	229,653	118.58	134.29	2.36	50.34
	12	413	MAG MUT INS GRP	230,825	234,988	32.79	57.50	2.36	52.70
	13	4790	MMIC GRP	169,789	174,251	33.98	53.76	1.74	54.44
	14	33049	STATE VOLUNTEER MUT INS CO	152,164	153,163	47.65	101.47	1.55	55.99
	15	377	MEDICAL INS OF MD GRP	144,043	147,869	33.62	46.78	1.47	57.46
	16	3239	ALLIED WORLD ASSUR HOLDING GRP	133,166	151,397	34.95	42.37	1.36	58.82
	17	32832	MUTUAL INS CO OF AZ	118,846	121,098	35.19	52.60	1.21	60.04
	18	10341	CONTROLLED RISK INS CO OF VT RRG	115,421	115,421	33.01	49.82	1.18	61.22
	19	1129	WHITE MOUNTAINS GRP	108,683	105,116	53.83	62.64	1.11	62.33
	20	785	MARKEL CORP GRP	108,603	103,597	45.46	51.63	1.11	63.44
	21	626	ACE LTD GRP	104,024	99,320	5.90	17.63	1.06	64.50
	22	184	MEDICAL INS GRP	101,271	98,886	23.86	46.21	1.03	65.54
	23	98	WR BERKLEY CORP GRP	100,287	106,253	39.17	49.17	1.02	66.56
	24	10697	MCIC VT INC RRG	96,834	96,834	229.03	260.52	0.99	67.55
	25	212	ZURICH INS GRP	90,970	96,404	17.87	29.01	0.93	68.48
	26	508	NATIONAL GRP	90,421	88,955	27.30	48.92	0.92	69.40
	27	2638	NCMIC GRP	89,553	87,406	25.17	47.15	0.92	70.32
	28	4509	IRONSHORE GRP	85,283	89,341	59.22	70.07	0.87	71.19
	29	11860	COPIC INS CO	83,146	87,473	37.68	48.76	0.85	72.04
	30	501	ALLEGHANY GRP	82,948	58,572	21.48	26.03	0.85	72.89
	31	4743	CHRISTUS HLTH GRP	79,386	81,015	58.82	86.76	0.81	73.70
	32	464	PHYSICIANS INS A MUT GRP	75,842	71,739	39.88	64.61	0.78	74.47
	33	42544	ACADEMIC HLTH PROFESSIONALS INS	72,553	70,725	71.91	97.36	0.74	75.22
	34	158	FAIRFAX FIN GRP	69,992	73,704	41.60	59.97	0.72	75.93
	35	1279	ARCH INS GRP	59,994	57,639	12.87	21.19	0.61	76.54
	36	32433	MEDICAL INS EXCH OF CA	59,888	59,347	40.14	70.60	0.61	77.16
	37	111	LIBERTY MUT GRP	59,124	57,339	41.24	50.44	0.60	77.76
	38	35904	HEALTH CARE IND INC	54,386	54,386	80.07	78.43	0.56	78.32
	39	11547	MOUNTAIN LAUREL RRG INC	52,145	53,413	12.65	58.44	0.53	78.85
	40	11498	MDADVANTAGE INS CO OF NJ	50,886	50,267	34.25	37.75	0.52	79.37
	41	43656	LOUISIANA MED MUT INS CO	50,215	53,055	12.25	28.61	0.51	79.88
	42	1324	UPMC HLTH SYSTEM GRP	47,140	45,432	74.70	80.98	0.48	80.36
	43	11598	APPLIED MEDICO LEGAL SOLUTIONS RRG	44,896	43,123	45.79	64.53	0.46	80.82
	44	10842	FRANKLIN CAS INS CO RRG	44,392	44,804	52.79	74.11	0.45	81.28
	45	44105	OPHTHALMIC MUT INS CO RRG	43,250	43,097	10.42	24.29	0.44	81.72
	46	4770	CONNECTICUT MEDICAL GRP	42,964	42,477	43.77	56.78	0.44	82.16
	47	10152	THE HLTHCARE UNDERWRITING CO RRG	41,897	35,740	65.81	94.01	0.43	82.59
	48	4775	MEDICAL MUT INS GRP	41,244	42,797	1.10	- 0.14	0.42	83.01
	49	11259	COMMUNITY HOSPITAL RRG	40,892	40,892	53.16	71.41	0.42	83.42
	50	11832	HEALTH CARE INDUSTRY LIAB RECIP INS	40,091	41,080	57.28	84.56	0.41	83.83
	51	11530	HEALTHCARE PROVIDERS INS EXCH	37,946	39,027	41.98	72.85	0.39	84.22
	52	861	HOSPITAL SERV GRP	37,938	38,103	35.61	48.00	0.39	84.61
	53	44083	PREFERRED PHYSICIANS MEDICAL RRG	37,509	36,780	34.51	52.99	0.38	84.99
	54	4701	TORUS INS GRP	37,061	30,891	44.41	46.37	0.38	85.37
	55	12189	OCEANUS INS CO A RRG	35,997	35,093	30.30	59.36	0.37	85.74
	56	4661	PLICO COS GRP	35,124	32,520	20.38	35.88	0.36	86.10
	57	244	CINCINNATI FIN GRP	32,903	32,854	- 49.27	- 42.24	0.34	86.44
	58	40975	DENTISTS INS CO	31,504	31,410	27.09	60.72	0.32	86.76
	59	12441	FLORIDA DOCTORS INS CO	28,866	31,832	46.50	57.67	0.29	87.05
	60	11972	WEST VIRGINIA MUT INS CO	26,463	28,351	32.86	55.77	0.27	87.32
	61	44504	CALIFORNIA HLTHCARE INS CO INC RRG	26,419	27,515	5.91	24.78	0.27	87.59
	62	12519	HEALTHCARE PROFESSIONAL INS CO INC	25,733	26,404	56.32	56.14	0.26	87.86
	63	13788	BROADLINE RRG INC	24,751	24,897	64.12	90.13	0.25	88.11
	64	11585	MOUNTAIN STATES HLTHCARE RECIP RRG	24,262	24,182	54.02	84.23	0.25	88.36

PROPERTY AND CASUALTY INSURANCE INDUSTRY
MARKET SHARE REPORT - TOTAL PREMIUM
BY GROUP
11 - MEDICAL PROFESSIONAL LIABILITY

May 15, 2014

STATE	Rank	Group/ Company Code	Group/ Company Name	Direct Premiums Written (000)	Direct Premiums Earned (000)	Direct Loss to EP Ratio	Direct Loss & DCC to EP Ratio	Market Share %	Cumulative Market Share %
Countrywide	65	26257	THE MUTUAL RRG INC	24,090	24,260	27.36	51.78	0.25	88.60
	66	10903	AMERICAN EXCESS INS EXCH RRG	23,988	23,031	16.06	22.04	0.25	88.85
	67	34703	KANSAS MEDICAL MUT INS CO	23,131	23,052	20.49	49.22	0.24	89.08
	68	11078	SIMED	22,797	24,496	51.25	78.96	0.23	89.32
	69	11710	ALLIED PROFESSIONALS INS CO RRG	21,567	20,986	33.03	57.34	0.22	89.54
	70	10808	CASSATT RRG INC	21,451	22,007	28.84	61.02	0.22	89.76
	71	12373	CARING COMMUNITIES RECIP RRG	21,037	20,861	25.96	25.96	0.21	89.97
	72	11535	CONVENTUS INTER INS EXCH	20,276	20,081	38.09	53.89	0.21	90.18
	73	361	MUNICH RE GRP	20,030	21,071	44.28	53.12	0.20	90.38
	74	4574	CATLIN US INS GRP	19,817	22,198	49.10	55.71	0.20	90.59
	75	4637	INDIANA UNIVERSITY HLTH GRP	19,235	18,898	32.51	43.08	0.20	90.78
	76	12933	BEDFORD PHYSICIANS RRG INC	17,232	17,232	86.47	96.08	0.18	90.96
	77	783	RLI INS GRP	16,713	9,453	46.52	60.00	0.17	91.13
	78	12907	SOUTHWEST PHYSICIANS RRG INC	16,702	16,666	58.51	72.05	0.17	91.30
	79	11513	PHYSICIANS SPECIALTY LTD RRG	15,369	15,369	75.21	95.94	0.16	91.46
	80	31429	MICHIGAN PROFESSIONAL INS EXCH	15,133	15,117	46.52	74.30	0.15	91.61
	81	11675	PROFESSIONAL CAS ASSN	14,788	14,737	21.57	46.41	0.15	91.76
	82	3786	ENDURANCE GRP	14,380	14,242	56.78	58.55	0.15	91.91
	83	11694	CENTRAL PA PHYSICIANS RRG INC	14,183	13,911	48.98	84.32	0.14	92.05
	84	19348	CAPSON PHYSICIANS INS CO	14,114	12,129	35.90	60.88	0.14	92.20
	85	11539	NEW JERSEY PHYSICIANS UNITED RECIP	14,013	15,141	37.01	53.90	0.14	92.34
	86	36072	NATIONAL GUARDIAN RRG INC	13,937	13,937	46.24	76.74	0.14	92.48
	87	12000	GEISINGER INS CORP RRG	13,329	13,022	127.03	127.03	0.14	92.62
	88	11840	FAIRWAY PHYSICIANS INS CO RRG	13,218	12,365	55.60	74.60	0.14	92.76
	89	11536	COMMUNITY HLTH ALLIANCE RECIP RRG	12,894	12,894	167.94	167.94	0.13	92.89
	90	38920	KINSALE INS CO	12,599	11,256	38.33	48.80	0.13	93.02
	91	13014	LANCET IND RRG INC	12,501	12,768	35.62	67.53	0.13	93.14
	92	10115	EASTERN DENTISTS INS CO RRG	11,790	10,909	20.49	40.24	0.12	93.26
	93	11688	ST LUKES HLTH NTRK INS CO RECIP RRG	11,260	11,032	101.68	129.32	0.12	93.38
	94	11861	MEDICAL ALLIANCE INS CO	11,198	11,417	32.22	58.59	0.11	93.49
	95	4776	TEXAS MEDICAL LIAB TRUST GRP	11,004	11,243	14.69	31.44	0.11	93.61
	96	13793	MEDMAL DIRECT INS CO	10,940	9,533	38.49	58.35	0.11	93.72
	97	4782	MPM GRP	10,889	11,717	79.39	98.50	0.11	93.83
	98	12507	PHYSICIANS PROACTIVE PROTECTION INC	10,267	9,627	25.03	49.06	0.10	93.93
	99	11278	FIRST MEDICAL INS CO RRG	10,226	10,478	526.50	716.65	0.10	94.04
	100	761	ALLIANZ INS GRP	10,208	13,287	124.26	119.38	0.10	94.14
	101	69	FARMERS INS GRP	9,996	9,996	67.57	91.78	0.10	94.25
	102	748	MEADOWBROOK INS GRP	9,270	11,596	15.73	31.10	0.09	94.34
	103	12332	PUERTO RICO MED DEFENSE MUT INS CO	9,182	7,696	22.49	37.31	0.09	94.43
	104	4802	TRIPLE S GRP	9,047	8,517	14.46	28.51	0.09	94.53
	105	11863	POSITIVE PHYSICIANS INS EXCH	8,884	9,234	23.54	41.57	0.09	94.62
	106	11683	HEALTHCARE PROVIDERS INS CO RRG	8,882	8,411	17.86	31.71	0.09	94.71
	107	11684	LVHN RRG	8,831	0	N/A	N/A	0.09	94.80
	108	10232	AMERICAN ASSOC OF OTHODONTISTS RRG	8,660	8,511	23.14	44.74	0.09	94.89
	109	175	STATE AUTO MUT GRP	8,593	8,465	54.06	72.15	0.09	94.97
	110	88	THE HANOVER INS GRP	8,415	8,940	35.34	54.24	0.09	95.06
	111	12511	SAMARITAN RRG INC	8,406	7,834	40.96	67.17	0.09	95.15
	112	11714	EMERGENCY PHYSICIANS INS CO RRG	8,404	8,969	30.12	50.78	0.09	95.23
	113	4789	NEVADA MUT & FIRST CHOICE CAS GRP	8,036	8,257	37.16	66.03	0.08	95.31
	114	1313	OREGON DENTAL GRP	7,843	7,575	16.54	30.17	0.08	95.39
	115	10080	HEALTH PROVIDERS INS RECIP RRG	7,790	9,369	11.23	43.93	0.08	95.47
	116	3494	JAMES RIVER GRP	7,770	8,269	17.14	19.41	0.08	95.55
	117	12236	HEALTH CARE CAS RRG INC	7,721	5,630	20.94	32.24	0.08	95.63
	118	12275	NEW YORK HLTHCARE INS CO INC RRG	7,663	7,703	32.14	59.49	0.08	95.71
	119	13655	CRYSTAL RUN RECIP RRG	7,660	7,660	32.33	42.45	0.08	95.79
	120	11825	CARE RRG INC	7,517	7,077	9.17	7.28	0.08	95.87
	121	12988	SCRUBS MUT ASSUR CO RRG	7,513	7,269	41.75	56.54	0.08	95.94
	122	12014	GUTHRIE RRG	7,451	7,474	54.49	68.35	0.08	96.02
	123	11968	PENNSYLVANIA PHYSICIANS RECIP INSUR	7,425	7,638	56.65	63.67	0.08	96.09
	124	14260	ORTHOFORUM INS CO RRG	7,388	6,474	97.70	108.83	0.08	96.17
	125	11575	PACE RRG INC	7,146	9,083	102.24	135.85	0.07	96.24
			INDUSTRY TOTAL	9,785,519	9,858,701	40.57	59.44	100.00	100.00

PROPERTY AND CASUALTY INSURANCE INDUSTRY
MARKET SHARE REPORT - TOTAL PREMIUM
BY GROUP
11 - MEDICAL PROFESSIONAL LIABILITY

May 15, 2014

STATE	Rank	Group/ Company Code	Group/ Company Name	Direct Premiums Written (000)	Direct Premiums Earned (000)	Direct Loss to EP Ratio	Direct Loss & DCC to EP Ratio	Market Share %	Cumulative Market Share %
Alabama	1	2698	PROASSURANCE CORP GRP	72,086	67,353	- 1.69	16.40	54.47	54.47
	2	413	MAG MUT INS GRP	9,469	9,409	23.42	43.59	7.15	61.63
	3	34568	CENTENNIAL CAS CO	7,105	6,847	- 16.55	- 12.37	5.37	66.99
	4	11668	COASTAL INS CO INC	6,955	6,959	44.34	51.88	5.26	72.25
	5	218	CNA INS GRP	6,907	6,726	163.54	170.86	5.22	77.47
	6	31	BERKSHIRE HATHAWAY GRP	5,922	5,359	88.22	122.85	4.48	81.94
	7	33049	STATE VOLUNTEER MUT INS CO	2,702	2,745	34.03	79.18	2.04	83.99
	8	13078	RED CLAY RRG INC	1,869	1,869	6.89	19.76	1.41	85.40
	9	98	WR BERKLEY CORP GRP	1,642	1,695	- 1.68	6.64	1.24	86.64
	10	4509	IRONSHORE GRP	1,481	1,726	2.67	2.63	1.12	87.76
			STATE TOTAL	132,340	128,219	23.75	42.07	100.00	100.00
Alaska	1	32433	MEDICAL INS EXCH OF CA	10,198	10,095	- 17.52	8.94	45.44	45.44
	2	1282	NORCAL GRP	4,649	4,703	5.72	18.74	20.71	66.15
	3	12	AMERICAN INTL GRP	1,569	1,549	27.16	42.37	6.99	73.14
	4	218	CNA INS GRP	1,404	1,380	- 25.66	8.25	6.26	79.40
	5	158	FAIRFAX FIN GRP	789	724	146.45	166.49	3.52	82.91
	6	831	DOCTORS CO GRP	389	378	- 68.94	- 70.41	1.73	84.65
	7	2638	NCMIC GRP	365	356	53.85	72.77	1.63	86.27
	8	40975	DENTISTS INS CO	325	323	- 3.87	15.69	1.45	87.72
	9	212	ZURICH INS GRP	289	403	- 21.01	43.98	1.29	89.01
	10	501	ALLEGHANY GRP	263	204	- 0.04	- 0.18	1.17	90.18
			STATE TOTAL	22,443	22,176	- 8.64	7.45	100.00	100.00
Arizona	1	32832	MUTUAL INS CO OF AZ	114,138	116,472	35.26	52.31	49.89	49.89
	2	12	AMERICAN INTL GRP	18,150	19,516	7.50	15.16	7.93	57.82
	3	218	CNA INS GRP	15,069	14,403	35.98	49.28	6.59	64.41
	4	31	BERKSHIRE HATHAWAY GRP	9,835	10,812	- 14.48	20.45	4.30	68.71
	5	44083	PREFERRED PHYSICIANS MEDICAL RRG	7,160	7,077	16.05	28.80	3.13	71.84
	6	831	DOCTORS CO GRP	6,078	5,955	- 58.51	- 67.85	2.66	74.49
	7	1282	NORCAL GRP	5,307	4,695	117.23	161.73	2.32	76.81
	8	3239	ALLIED WORLD ASSUR HOLDING GRP	3,803	4,659	32.28	39.88	1.66	78.48
	9	13067	PROFESSIONALS RRG INC	3,605	3,605	- 22.89	- 18.06	1.58	80.05
	10	98	WR BERKLEY CORP GRP	3,510	3,655	47.17	64.82	1.53	81.59
			STATE TOTAL	228,783	232,868	26.66	41.90	100.00	100.00
Arkansas	1	33049	STATE VOLUNTEER MUT INS CO	16,564	17,693	60.06	92.50	25.05	25.05
	2	218	CNA INS GRP	12,192	12,067	19.63	24.61	18.44	43.49
	3	831	DOCTORS CO GRP	7,695	7,483	237.87	263.85	11.64	55.12
	4	2698	PROASSURANCE CORP GRP	5,227	5,537	112.60	54.31	7.91	63.03
	5	31	BERKSHIRE HATHAWAY GRP	4,429	5,742	46.10	79.42	6.70	69.73
	6	13565	ARKANSAS MUT INS CO	3,284	2,840	22.91	45.36	4.97	74.69
	7	12	AMERICAN INTL GRP	2,738	2,613	38.49	52.77	4.14	78.83
	8	413	MAG MUT INS GRP	1,421	1,549	133.51	66.39	2.15	80.98
	9	43656	LOUISIANA MED MUT INS CO	1,353	1,395	- 30.14	- 13.78	2.05	83.03
	10	1129	WHITE MOUNTAINS GRP	1,135	1,072	90.44	103.16	1.72	84.74
			STATE TOTAL	66,128	67,682	71.47	82.61	100.00	100.00
California	1	831	DOCTORS CO GRP	186,473	176,738	53.15	76.30	25.11	25.11
	2	1282	NORCAL GRP	133,434	131,335	44.88	73.48	17.96	43.07
	3	12	AMERICAN INTL GRP	46,736	49,599	49.03	78.24	6.29	49.36
	4	218	CNA INS GRP	38,342	39,427	20.56	33.94	5.16	54.53
	5	31	BERKSHIRE HATHAWAY GRP	30,881	32,839	- 20.26	28.30	4.16	58.68
	6	32433	MEDICAL INS EXCH OF CA	29,085	28,693	72.90	113.09	3.92	62.60
	7	40975	DENTISTS INS CO	26,537	26,456	28.96	63.62	3.57	66.17
	8	44504	CALIFORNIA HLTHCARE INS CO INC RRG	25,408	26,507	6.03	25.35	3.42	69.59
	9	26257	THE MUTUAL RRG INC	19,952	20,122	26.30	50.91	2.69	72.28
	10	626	ACE LTD GRP	17,377	17,902	33.45	37.73	2.34	74.62
			STATE TOTAL	742,749	730,932	37.63	63.06	100.00	100.00

PROPERTY AND CASUALTY INSURANCE INDUSTRY
MARKET SHARE REPORT - TOTAL PREMIUM
BY GROUP
11 - MEDICAL PROFESSIONAL LIABILITY

May 15, 2014

STATE	Rank	Group/ Company Code	Group/ Company Name	Direct Premiums Written (000)	Direct Premiums Earned (000)	Direct Loss to EP Ratio	Direct Loss & DCC to EP Ratio	Market Share %	Cumulative Market Share %
Colorado	1	11860	COPIC INS CO	79,184	82,585	32.84	42.23	49.72	49.72
	2	831	DOCTORS CO GRP	14,524	14,728	47.46	61.60	9.12	58.84
	3	218	CNA INS GRP	10,304	10,325	38.56	67.37	6.47	65.31
	4	12	AMERICAN INTL GRP	7,378	7,668	46.01	66.04	4.63	69.94
	5	31	BERKSHIRE HATHAWAY GRP	6,667	6,296	20.18	45.84	4.19	74.13
	6	4743	CHRISTUS HLTH GRP	5,348	6,081	14.20	27.90	3.36	77.48
	7	785	MARKEL CORP GRP	3,288	3,078	32.53	38.82	2.06	79.55
	8	508	NATIONAL GRP	2,610	2,552	1.45	39.87	1.64	81.19
	9	212	ZURICH INS GRP	2,364	1,027	37.62	72.92	1.48	82.67
	10	11832	HEALTH CARE INDUSTRY LIAB RECIP INS	2,018	1,980	59.03	85.29	1.27	83.94
			STATE TOTAL	159,268	161,198	32.21	46.95	100.00	100.00
Connecticut	1	1154	COVERYS GRP	43,755	43,422	26.06	45.51	28.84	28.84
	2	4770	CONNECTICUT MEDICAL GRP	28,595	28,824	34.69	44.82	18.85	47.69
	3	10697	MCIC VT INC RRG	21,986	21,986	85.23	111.42	14.49	62.18
	4	218	CNA INS GRP	14,632	14,600	- 2.26	14.52	9.64	71.82
	5	31	BERKSHIRE HATHAWAY GRP	4,380	4,114	13.86	41.77	2.89	74.71
	6	3239	ALLIED WORLD ASSUR HOLDING GRP	3,217	5,704	48.62	60.40	2.12	76.83
	7	12	AMERICAN INTL GRP	3,144	3,672	- 82.61	- 61.38	2.07	78.90
	8	4509	IRONSHORE GRP	3,039	3,260	28.83	30.48	2.00	80.91
	9	11598	APPLIED MEDICO LEGAL SOLUTIONS RRG	2,906	3,103	66.24	91.37	1.92	82.82
	10	1129	WHITE MOUNTAINS GRP	2,498	2,269	2.46	6.49	1.65	84.47
			STATE TOTAL	151,718	154,830	31.95	47.71	100.00	100.00
Delaware	1	2698	PROASSURANCE CORP GRP	15,339	16,424	21.28	45.21	40.67	40.67
	2	218	CNA INS GRP	3,385	3,393	136.66	137.78	8.98	49.64
	3	31	BERKSHIRE HATHAWAY GRP	2,795	2,558	31.08	78.65	7.41	57.05
	4	12	AMERICAN INTL GRP	1,752	1,837	0.89	7.10	4.64	61.70
	5	831	DOCTORS CO GRP	1,718	1,951	- 69.10	- 83.37	4.56	66.25
	6	1282	NORCAL GRP	1,565	2,198	- 95.61	-108.52	4.15	70.40
	7	43125	DELAWARE PROFESSIONAL INS CO RRG	1,201	919	164.95	264.76	3.18	73.59
	8	11530	HEALTHCARE PROVIDERS INS EXCH	1,161	1,228	74.57	86.74	3.08	76.67
	9	36072	NATIONAL GUARDIAN RRG INC	1,085	1,085	34.77	64.69	2.88	79.54
	10	3239	ALLIED WORLD ASSUR HOLDING GRP	910	586	9.81	27.43	2.41	81.95
			STATE TOTAL	37,718	38,778	33.09	52.78	100.00	100.00
District Of Columbia	1	2698	PROASSURANCE CORP GRP	12,593	16,995	15.28	25.07	39.70	39.70
	2	831	DOCTORS CO GRP	3,347	3,295	- 62.64	- 68.66	10.55	50.25
	3	12	AMERICAN INTL GRP	2,835	3,280	- 0.26	39.93	8.94	59.19
	4	377	MEDICAL INS OF MD GRP	2,078	2,024	- 21.85	- 21.13	6.55	65.74
	5	10697	MCIC VT INC RRG	1,727	1,727	21.21	31.93	5.45	71.19
	6	218	CNA INS GRP	1,410	1,606	36.46	44.92	4.44	75.63
	7	31	BERKSHIRE HATHAWAY GRP	1,175	988	- 41.99	- 28.85	3.71	79.34
	8	88	THE HANOVER INS GRP	727	1,179	4.09	19.57	2.29	81.63
	9	501	ALLEGHANY GRP	725	361	185.81	196.83	2.29	83.91
	10	4758	MEDSTAR HLTH GRP	714	714	8.20	7.15	2.25	86.16
			STATE TOTAL	31,720	36,207	9.29	21.52	100.00	100.00
Florida	1	831	DOCTORS CO GRP	136,160	153,664	55.62	40.82	22.91	22.91
	2	413	MAG MUT INS GRP	53,607	53,243	36.13	54.92	9.02	31.93
	3	31	BERKSHIRE HATHAWAY GRP	46,792	38,564	88.38	123.41	7.87	39.81
	4	10152	THE HLTHCARE UNDERWRITING CO RRG	32,898	26,515	53.98	77.12	5.54	45.34
	5	2698	PROASSURANCE CORP GRP	30,886	31,706	14.13	35.52	5.20	50.54
	6	218	CNA INS GRP	29,726	29,591	45.59	55.65	5.00	55.54
	7	12441	FLORIDA DOCTORS INS CO	28,866	31,832	46.50	57.67	4.86	60.40
	8	35904	HEALTH CARE IND INC	17,113	17,113	97.08	122.67	2.88	63.28
	9	12	AMERICAN INTL GRP	15,938	17,951	65.62	89.76	2.68	65.96
	10	785	MARKEL CORP GRP	13,681	11,150	85.02	103.63	2.30	68.27
			STATE TOTAL	594,239	592,788	47.17	57.64	100.00	100.00

PROPERTY AND CASUALTY INSURANCE INDUSTRY
MARKET SHARE REPORT - TOTAL PREMIUM
BY GROUP
11 - MEDICAL PROFESSIONAL LIABILITY

May 15, 2014

STATE	Rank	Group/ Company Code	Group/ Company Name	Direct Premiums Written (000)	Direct Premiums Earned (000)	Direct Loss to EP Ratio	Direct Loss & DCC to EP Ratio	Market Share %	Cumulative Market Share %
Georgia	1	413	MAG MUT INS GRP	90,734	93,175	45.92	68.33	34.91	34.91
	2	831	DOCTORS CO GRP	28,371	30,484	- 9.24	- 6.16	10.92	45.83
	3	31	BERKSHIRE HATHAWAY GRP	27,256	23,617	42.86	70.17	10.49	56.32
	4	184	MEDICAL INS GRP	14,615	11,881	18.19	36.03	5.62	61.94
	5	218	CNA INS GRP	13,200	13,277	51.55	92.10	5.08	67.02
	6	2698	PROASSURANCE CORP GRP	8,406	7,693	14.09	32.23	3.23	70.25
	7	12	AMERICAN INTL GRP	6,602	8,006	- 69.01	- 50.05	2.54	72.79
	8	98	WR BERKLEY CORP GRP	5,859	6,002	59.63	70.26	2.25	75.05
	9	626	ACE LTD GRP	5,112	6,106	- 6.30	- 4.69	1.97	77.01
	10	1129	WHITE MOUNTAINS GRP	4,881	4,409	135.38	167.87	1.88	78.89
			STATE TOTAL	259,893	262,577	34.47	53.63	100.00	100.00
Hawaii	1	32433	MEDICAL INS EXCH OF CA	14,321	14,175	- 10.73	3.29	51.55	51.55
	2	12	AMERICAN INTL GRP	3,358	3,538	- 27.17	- 12.93	12.09	63.64
	3	831	DOCTORS CO GRP	1,523	1,670	- 39.07	- 41.44	5.48	69.13
	4	218	CNA INS GRP	1,207	1,197	1.66	4.68	4.34	73.47
	5	40975	DENTISTS INS CO	844	844	116.01	132.80	3.04	76.51
	6	3239	ALLIED WORLD ASSUR HOLDING GRP	596	514	34.79	39.22	2.15	78.65
	7	11513	PHYSICIANS SPECIALTY LTD RRG	504	504	- 37.90	- 74.16	1.81	80.47
	8	44105	OPHTHALMIC MUT INS CO RRG	477	470	13.05	16.05	1.72	82.18
	9	785	MARKEL CORP GRP	473	376	4.49	2.60	1.70	83.89
	10	98	WR BERKLEY CORP GRP	434	403	- 3.65	11.84	1.56	85.45
			STATE TOTAL	27,779	28,547	- 5.05	2.86	100.00	100.00
Idaho	1	32433	MEDICAL INS EXCH OF CA	6,256	6,352	97.56	127.24	20.45	20.45
	2	218	CNA INS GRP	4,598	4,675	18.52	33.67	15.03	35.47
	3	831	DOCTORS CO GRP	4,363	4,477	32.51	54.42	14.26	49.73
	4	12	AMERICAN INTL GRP	3,135	3,391	- 1.18	31.99	10.25	59.97
	5	31	BERKSHIRE HATHAWAY GRP	2,008	2,132	- 31.32	6.96	6.56	66.54
	6	11796	YELLOWSTONE INS EXCH RRG	1,317	1,317	- 20.65	- 28.51	4.31	70.84
	7	464	PHYSICIANS INS A MUT GRP	1,165	1,149	57.88	81.76	3.81	74.65
	8	11585	MOUNTAIN STATES HLTHCARE RECIP RRG	796	795	52.90	136.54	2.60	77.25
	9	1129	WHITE MOUNTAINS GRP	570	298	62.17	59.75	1.86	79.11
	10	2698	PROASSURANCE CORP GRP	557	615	- 13.01	42.42	1.82	80.94
			STATE TOTAL	30,599	30,912	29.26	53.01	100.00	100.00
Illinois	1	2358	ISMIE GRP	241,782	254,604	5.27	27.92	44.57	44.57
	2	831	DOCTORS CO GRP	30,188	32,213	- 5.08	4.80	5.56	50.13
	3	31	BERKSHIRE HATHAWAY GRP	25,873	27,462	30.52	51.06	4.77	54.90
	4	12	AMERICAN INTL GRP	24,845	27,198	30.06	51.28	4.58	59.48
	5	2698	PROASSURANCE CORP GRP	24,283	24,054	2.17	26.22	4.48	63.95
	6	1282	NORCAL GRP	19,725	18,992	48.62	88.17	3.64	67.59
	7	2638	NCMIC GRP	15,693	14,828	48.69	66.74	2.89	70.48
	8	3239	ALLIED WORLD ASSUR HOLDING GRP	14,936	14,032	30.90	34.15	2.75	73.23
	9	218	CNA INS GRP	14,113	14,660	83.40	87.92	2.60	75.84
	10	4509	IRONSHORE GRP	11,998	12,773	88.07	98.63	2.21	78.05
			STATE TOTAL	542,535	557,044	20.02	40.22	100.00	100.00
Indiana	1	31	BERKSHIRE HATHAWAY GRP	28,986	30,812	24.67	44.18	24.70	24.70
	2	2698	PROASSURANCE CORP GRP	22,154	24,499	2.74	2.36	18.88	43.58
	3	4637	INDIANA UNIVERSITY HLTH GRP	19,235	18,898	32.51	43.08	16.39	59.97
	4	218	CNA INS GRP	9,053	7,508	- 16.65	2.43	7.72	67.69
	5	4743	CHRISTUS HLTH GRP	6,225	6,747	56.49	94.32	5.30	72.99
	6	11692	INDIANA HLTHCARE RECIP RRG	4,681	4,681	42.13	68.08	3.99	76.98
	7	785	MARKEL CORP GRP	2,471	2,779	43.23	53.79	2.11	79.09
	8	13135	SUBURBAN HLTH ORG RRG LLC	1,836	1,836	89.35	98.06	1.56	80.65
	9	12	AMERICAN INTL GRP	1,556	1,674	- 38.99	- 27.65	1.33	81.98
	10	831	DOCTORS CO GRP	1,395	1,402	-1124.29	-1637.11	1.19	83.17
			STATE TOTAL	117,348	121,126	5.01	11.86	100.00	100.00

PROPERTY AND CASUALTY INSURANCE INDUSTRY
MARKET SHARE REPORT - TOTAL PREMIUM
BY GROUP
11 - MEDICAL PROFESSIONAL LIABILITY

May 15, 2014

STATE	Rank	Group/ Company Code	Group/ Company Name	Direct Premiums Written (000)	Direct Premiums Earned (000)	Direct Loss to EP Ratio	Direct Loss & DCC to EP Ratio	Market Share %	Cumulative Market Share %
Iowa	1	4790	MMIC GRP	28,281	28,534	6.81	22.60	41.75	41.75
	2	12	AMERICAN INTL GRP	12,344	12,662	33.52	47.13	18.22	59.98
	3	2698	PROASSURANCE CORP GRP	6,205	6,514	- 3.59	18.55	9.16	69.14
	4	218	CNA INS GRP	4,502	4,829	2.96	13.35	6.65	75.78
	5	2638	NCMIC GRP	2,791	2,871	40.30	78.52	4.12	79.90
	6	31	BERKSHIRE HATHAWAY GRP	2,276	2,290	20.95	16.07	3.36	83.26
	7	1154	COVERYS GRP	1,950	1,783	15.01	27.32	2.88	86.14
	8	11832	HEALTH CARE INDUSTRY LIAB RECIP INS	1,130	1,233	54.95	82.75	1.67	87.81
	9	508	NATIONAL GRP	543	577	9.73	19.46	0.80	88.61
	10	2358	ISMIE GRP	495	498	- 77.08	- 63.20	0.73	89.34
			STATE TOTAL	67,735	69,271	4.83	18.24	100.00	100.00
Kansas	1	34703	KANSAS MEDICAL MUT INS CO	22,202	22,123	21.03	50.38	34.37	34.37
	2	31	BERKSHIRE HATHAWAY GRP	7,016	8,111	26.48	48.24	10.86	45.23
	3	2698	PROASSURANCE CORP GRP	5,902	4,836	7.30	2.87	9.14	54.37
	4	35904	HEALTH CARE IND INC	4,135	4,135	90.76	115.29	6.40	60.77
	5	4790	MMIC GRP	3,973	4,326	29.56	49.83	6.15	66.92
	6	218	CNA INS GRP	3,817	4,006	- 0.74	2.68	5.91	72.83
	7	212	ZURICH INS GRP	3,400	3,484	106.80	147.71	5.26	78.09
	8	831	DOCTORS CO GRP	2,025	2,085	7.90	56.53	3.13	81.23
	9	2638	NCMIC GRP	1,356	1,297	126.44	194.34	2.10	83.33
	10	11712	SAINT LUKES HLTH SYSTEM RRG	1,168	1,226	15.16	- 5.60	1.81	85.13
			STATE TOTAL	64,597	66,182	30.84	54.70	100.00	100.00
Kentucky	1	31	BERKSHIRE HATHAWAY GRP	28,758	32,109	31.38	40.28	23.43	23.43
	2	2698	PROASSURANCE CORP GRP	13,223	13,515	34.75	71.07	10.77	34.21
	3	33049	STATE VOLUNTEER MUT INS CO	12,983	13,592	46.72	104.53	10.58	44.78
	4	218	CNA INS GRP	7,035	6,934	23.42	28.88	5.73	50.52
	5	11872	KENTUCKIANA MEDICAL RECIP RRG	6,934	6,594	16.62	48.40	5.65	56.16
	6	626	ACE LTD GRP	6,497	4,035	28.22	38.74	5.29	61.46
	7	831	DOCTORS CO GRP	5,097	5,316	2.56	17.47	4.15	65.61
	8	11854	HEALTHCARE UNDERWRITERS GRP OF KY	4,248	4,469	38.55	66.18	3.46	69.07
	9	1129	WHITE MOUNTAINS GRP	4,199	3,548	30.00	36.43	3.42	72.49
	10	413	MAG MUT INS GRP	3,623	3,553	64.80	82.66	2.95	75.45
			STATE TOTAL	122,733	123,446	38.93	60.96	100.00	100.00
Louisiana	1	43656	LOUISIANA MED MUT INS CO	48,582	51,357	13.65	30.01	47.05	47.05
	2	35904	HEALTH CARE IND INC	10,971	10,971	90.43	91.49	10.62	57.67
	3	218	CNA INS GRP	10,562	9,562	18.60	25.92	10.23	67.90
	4	31	BERKSHIRE HATHAWAY GRP	3,518	3,638	-111.13	-166.10	3.41	71.31
	5	3239	ALLIED WORLD ASSUR HOLDING GRP	3,411	3,432	37.06	48.46	3.30	74.61
	6	12	AMERICAN INTL GRP	3,193	4,101	- 9.88	9.48	3.09	77.70
	7	1279	ARCH INS GRP	2,927	2,305	47.99	93.43	2.83	80.54
	8	4743	CHRISTUS HLTH GRP	2,506	2,637	2.50	32.17	2.43	82.96
	9	2698	PROASSURANCE CORP GRP	1,901	1,865	84.06	127.63	1.84	84.81
	10	508	NATIONAL GRP	1,425	1,335	8.60	45.12	1.38	86.19
			STATE TOTAL	103,261	105,329	22.04	34.46	100.00	100.00
Maine	1	4775	MEDICAL MUT INS GRP	26,929	28,012	0.93	7.04	62.46	62.46
	2	4509	IRONSHORE GRP	2,937	621	37.30	41.45	6.81	69.27
	3	1154	COVERYS GRP	2,710	4,854	45.75	76.09	6.29	75.56
	4	218	CNA INS GRP	1,926	2,072	- 11.78	- 11.50	4.47	80.03
	5	12348	PINE TREE INS A RECIP RRG	1,882	1,882	276.87	327.84	4.37	84.39
	6	4743	CHRISTUS HLTH GRP	1,114	1,094	- 6.66	- 9.63	2.58	86.97
	7	31	BERKSHIRE HATHAWAY GRP	904	854	-419.76	-367.35	2.10	89.07
	8	12	AMERICAN INTL GRP	583	676	- 0.90	7.33	1.35	90.42
	9	2698	PROASSURANCE CORP GRP	513	509	41.63	34.54	1.19	91.61
	10	508	NATIONAL GRP	406	411	4.27	13.26	0.94	92.56
			STATE TOTAL	43,115	43,999	13.57	24.89	100.00	100.00

PROPERTY AND CASUALTY INSURANCE INDUSTRY
MARKET SHARE REPORT - TOTAL PREMIUM
BY GROUP
11 - MEDICAL PROFESSIONAL LIABILITY

May 15, 2014

STATE	Rank	Group/ Company Code	Group/ Company Name	Direct Premiums Written (000)	Direct Premiums Earned (000)	Direct Loss to EP Ratio	Direct Loss & DCC to EP Ratio	Market Share %	Cumulative Market Share %
Maryland	1	377	MEDICAL INS OF MD GRP	118,764	122,388	39.88	54.90	47.75	47.75
	2	10697	MCIC VT INC RRG	28,904	28,904	952.69	953.34	11.62	59.37
	3	831	DOCTORS CO GRP	22,252	21,954	83.92	129.21	8.95	68.31
	4	2698	PROASSURANCE CORP GRP	13,025	11,565	39.02	31.89	5.24	73.55
	5	31	BERKSHIRE HATHAWAY GRP	9,800	10,260	48.97	81.23	3.94	77.49
	6	218	CNA INS GRP	7,941	8,146	2.47	3.34	3.19	80.68
	7	12	AMERICAN INTL GRP	4,105	5,130	- 0.62	48.85	1.65	82.33
	8	1129	WHITE MOUNTAINS GRP	3,718	3,380	23.15	27.63	1.49	83.83
	9	4509	IRONSHORE GRP	3,581	4,698	50.60	67.92	1.44	85.27
	10	3239	ALLIED WORLD ASSUR HOLDING GRP	3,433	3,392	- 14.49	- 5.81	1.38	86.65
			STATE TOTAL	248,733	251,314	144.13	159.64	100.00	100.00
Massachusetts	1	10341	CONTROLLED RISK INS CO OF VT RRG	115,421	115,421	33.01	49.82	37.62	37.62
	2	1154	COVERYS GRP	107,490	112,850	30.54	55.05	35.04	72.66
	3	31	BERKSHIRE HATHAWAY GRP	16,222	16,518	23.04	46.57	5.29	77.94
	4	4770	CONNECTICUT MEDICAL GRP	13,246	12,646	63.31	82.66	4.32	82.26
	5	218	CNA INS GRP	9,208	9,074	12.46	21.20	3.00	85.26
	6	12	AMERICAN INTL GRP	6,614	5,325	1.26	31.46	2.16	87.42
	7	10115	EASTERN DENTISTS INS CO RRG	5,954	5,890	11.43	22.89	1.94	89.36
	8	4509	IRONSHORE GRP	3,497	3,321	17.81	25.31	1.14	90.50
	9	10903	AMERICAN EXCESS INS EXCH RRG	2,959	2,786	231.82	239.52	0.96	91.46
	10	2698	PROASSURANCE CORP GRP	2,416	2,397	35.59	56.08	0.79	92.25
			STATE TOTAL	306,806	308,904	32.19	52.68	100.00	100.00
Michigan	1	1154	COVERYS GRP	36,867	36,988	72.04	88.20	19.11	19.11
	2	2698	PROASSURANCE CORP GRP	32,351	30,940	7.47	39.13	16.77	35.89
	3	831	DOCTORS CO GRP	30,279	31,883	- 4.18	20.84	15.70	51.58
	4	31429	MICHIGAN PROFESSIONAL INS EXCH	15,133	15,117	46.52	74.30	7.85	59.43
	5	31	BERKSHIRE HATHAWAY GRP	9,908	9,417	23.42	45.20	5.14	64.57
	6	218	CNA INS GRP	8,673	8,685	2.39	1.12	4.50	69.06
	7	12	AMERICAN INTL GRP	8,061	8,067	60.99	77.61	4.18	73.24
	8	748	MEADOWBROOK INS GRP	6,745	8,679	20.40	39.67	3.50	76.74
	9	11832	HEALTH CARE INDUSTRY LIAB RECIP INS	5,975	7,281	64.97	92.98	3.10	79.84
	10	2638	NCMIC GRP	4,020	3,269	10.35	24.26	2.08	81.92
			STATE TOTAL	192,885	194,811	24.53	44.17	100.00	100.00
Minnesota	1	4790	MMIC GRP	48,224	48,606	37.93	50.31	58.71	58.71
	2	218	CNA INS GRP	7,551	7,036	138.73	142.08	9.19	67.90
	3	10903	AMERICAN EXCESS INS EXCH RRG	2,670	2,553	- 23.48	- 20.69	3.25	71.15
	4	626	ACE LTD GRP	2,352	2,313	57.31	68.73	2.86	74.01
	5	1279	ARCH INS GRP	2,328	2,334	109.34	100.87	2.83	76.85
	6	2698	PROASSURANCE CORP GRP	2,193	2,178	- 41.25	- 25.86	2.67	79.52
	7	2638	NCMIC GRP	2,166	2,134	- 61.32	- 33.86	2.64	82.16
	8	1154	COVERYS GRP	1,847	1,848	40.96	44.31	2.25	84.40
	9	31	BERKSHIRE HATHAWAY GRP	1,530	1,502	5.49	- 10.56	1.86	86.27
	10	12	AMERICAN INTL GRP	1,246	1,641	- 42.21	- 40.80	1.52	87.78
			STATE TOTAL	82,142	81,582	38.22	47.84	100.00	100.00
Mississippi	1	11683	HEALTHCARE PROVIDERS INS CO RRG	8,846	8,403	17.82	31.66	16.10	16.10
	2	158	FAIRFAX FIN GRP	7,449	6,182	20.75	28.51	13.56	29.66
	3	11544	CAREGIVERS UNITED LIAB INS CO RRG	5,918	5,978	5.22	23.46	10.77	40.43
	4	218	CNA INS GRP	3,824	3,955	24.99	35.09	6.96	47.40
	5	98	WR BERKLEY CORP GRP	3,354	3,472	37.25	25.45	6.11	53.50
	6	1129	WHITE MOUNTAINS GRP	2,790	2,515	45.25	46.84	5.08	58.58
	7	33049	STATE VOLUNTEER MUT INS CO	2,468	2,437	22.03	88.64	4.49	63.07
	8	831	DOCTORS CO GRP	2,266	2,660	123.90	111.71	4.13	67.20
	9	31	BERKSHIRE HATHAWAY GRP	1,915	(777)	N/A	N/A	3.49	70.68
	10	1282	NORCAL GRP	1,776	1,694	107.21	153.10	3.23	73.92
			STATE TOTAL	54,935	50,773	26.62	37.95	100.00	100.00

PROPERTY AND CASUALTY INSURANCE INDUSTRY
MARKET SHARE REPORT - TOTAL PREMIUM
BY GROUP
11 - MEDICAL PROFESSIONAL LIABILITY

May 15, 2014

STATE	Rank	Group/ Company Code	Group/ Company Name	Direct Premiums Written (000)	Direct Premiums Earned (000)	Direct Loss to EP Ratio	Direct Loss & DCC to EP Ratio	Market Share %	Cumulative Market Share %
Missouri	1	861	HOSPITAL SERV GRP	35,838	36,065	37.05	49.94	23.59	23.59
	2	31	BERKSHIRE HATHAWAY GRP	13,905	17,690	18.57	24.48	9.15	32.75
	3	2698	PROASSURANCE CORP GRP	11,603	11,870	- 55.09	- 93.34	7.64	40.38
	4	4782	MPM GRP	10,602	11,425	78.23	96.14	6.98	47.36
	5	1282	NORCAL GRP	9,172	9,044	17.96	46.66	6.04	53.40
	6	831	DOCTORS CO GRP	9,076	9,008	14.23	16.29	5.97	59.38
	7	218	CNA INS GRP	5,668	5,616	- 47.82	- 38.16	3.73	63.11
	8	11964	MISSOURI DOCTORS MUT INS CO	4,323	4,520	14.11	49.34	2.85	65.95
	9	11704	PHYSICIANS PROFESSIONAL IND ASSN	4,051	4,831	38.90	73.03	2.67	68.62
	10	4790	MMIC GRP	2,466	2,166	18.96	39.38	1.62	70.24
			STATE TOTAL	151,904	157,542	22.65	31.28	100.00	100.00
Montana	1	4790	MMIC GRP	9,371	9,984	55.33	79.41	23.10	23.10
	2	11585	MOUNTAIN STATES HLTHCARE RECIP RRG	8,144	8,099	49.40	79.29	20.08	43.18
	3	831	DOCTORS CO GRP	6,670	6,786	45.86	51.14	16.44	59.63
	4	11796	YELLOWSTONE INS EXCH RRG	3,440	3,440	- 21.65	- 4.20	8.48	68.11
	5	31	BERKSHIRE HATHAWAY GRP	2,794	2,677	55.66	90.60	6.89	75.00
	6	218	CNA INS GRP	1,559	1,538	- 89.70	- 80.93	3.84	78.84
	7	4701	TORUS INS GRP	1,495	507	86.34	86.34	3.68	82.53
	8	4743	CHRISTUS HLTH GRP	1,414	1,658	- 3.45	1.94	3.48	86.01
	9	3786	ENDURANCE GRP	835	835	49.56	55.05	2.06	88.07
	10	158	FAIRFAX FIN GRP	684	585	74.11	45.30	1.69	89.75
			STATE TOTAL	40,562	41,266	34.48	52.96	100.00	100.00
Nebraska	1	4790	MMIC GRP	10,803	10,802	49.95	68.49	29.52	29.52
	2	4743	CHRISTUS HLTH GRP	6,959	5,184	79.52	105.04	19.01	48.53
	3	11860	COPIC INS CO	3,799	4,550	127.16	170.28	10.38	58.91
	4	2698	PROASSURANCE CORP GRP	3,067	2,982	1.86	25.71	8.38	67.29
	5	218	CNA INS GRP	2,060	1,974	- 3.50	- 2.04	5.63	72.91
	6	212	ZURICH INS GRP	1,691	2,180	- 37.74	- 22.86	4.62	77.53
	7	831	DOCTORS CO GRP	1,118	1,210	86.45	89.49	3.05	80.59
	8	11585	MOUNTAIN STATES HLTHCARE RECIP RRG	1,117	1,112	50.96	92.26	3.05	83.64
	9	31	BERKSHIRE HATHAWAY GRP	923	932	-106.48	-104.05	2.52	86.16
	10	12	AMERICAN INTL GRP	859	775	0.77	8.88	2.35	88.50
			STATE TOTAL	36,602	36,482	41.10	60.16	100.00	100.00
Nevada	1	2698	PROASSURANCE CORP GRP	17,606	17,590	- 6.74	32.74	21.78	21.78
	2	1282	NORCAL GRP	10,591	10,689	48.91	82.51	13.10	34.88
	3	4789	NEVADA MUT & FIRST CHOICE CAS GRP	8,036	8,257	37.16	66.03	9.94	44.82
	4	158	FAIRFAX FIN GRP	7,068	5,679	- 4.25	- 2.67	8.74	53.56
	5	31	BERKSHIRE HATHAWAY GRP	5,925	5,930	14.22	45.09	7.33	60.89
	6	12613	PREMIER PHYSICIANS INS CO INC A RRG	5,194	5,550	20.03	54.03	6.43	67.32
	7	831	DOCTORS CO GRP	3,674	3,579	168.21	211.12	4.54	71.86
	8	218	CNA INS GRP	3,590	3,560	42.72	60.04	4.44	76.30
	9	12	AMERICAN INTL GRP	3,517	3,482	383.75	444.69	4.35	80.65
	10	12180	CALIFORNIA MEDICAL GRP INS CO RRG	1,200	0	N/A	N/A	1.48	82.14
			STATE TOTAL	80,841	78,639	45.08	75.57	100.00	100.00
New Hampshire	1	1154	COVERYS GRP	11,022	12,293	47.91	64.10	28.64	28.64
	2	4775	MEDICAL MUT INS GRP	6,484	6,835	4.30	- 19.15	16.85	45.49
	3	12	AMERICAN INTL GRP	4,054	3,788	71.49	83.02	10.54	56.03
	4	31	BERKSHIRE HATHAWAY GRP	3,395	3,148	- 21.93	19.72	8.82	64.85
	5	218	CNA INS GRP	2,506	2,491	- 16.29	- 13.68	6.51	71.36
	6	785	MARKEL CORP GRP	1,186	435	6.41	7.01	3.08	74.44
	7	4743	CHRISTUS HLTH GRP	1,076	1,125	32.20	50.96	2.80	77.24
	8	4509	IRONSHORE GRP	951	1,053	16.40	18.22	2.47	79.71
	9	4770	CONNECTICUT MEDICAL GRP	805	755	39.09	50.20	2.09	81.80
	10	44083	PREFERRED PHYSICIANS MEDICAL RRG	698	683	- 42.88	- 35.44	1.81	83.62
			STATE TOTAL	38,482	39,715	30.06	38.05	100.00	100.00

PROPERTY AND CASUALTY INSURANCE INDUSTRY
MARKET SHARE REPORT - TOTAL PREMIUM
BY GROUP
11 - MEDICAL PROFESSIONAL LIABILITY

May 15, 2014

STATE	Rank	Group/ Company Code	Group/ Company Name	Direct Premiums Written (000)	Direct Premiums Earned (000)	Direct Loss to EP Ratio	Direct Loss & DCC to EP Ratio	Market Share %	Cumulative Market Share %
New Jersey	1	31	BERKSHIRE HATHAWAY GRP	188,340	186,090	75.47	96.23	40.84	40.84
	2	1154	COVERYS GRP	63,674	69,879	42.12	53.94	13.81	54.65
	3	11498	MDADVANTAGE INS CO OF NJ	50,886	50,267	34.25	37.75	11.03	65.68
	4	11535	CONVENTUS INTER INS EXCH	20,276	20,081	38.09	53.89	4.40	70.08
	5	12	AMERICAN INTL GRP	15,136	17,559	49.95	69.96	3.28	73.36
	6	11539	NEW JERSEY PHYSICIANS UNITED RECIP	14,013	15,141	37.01	53.90	3.04	76.40
	7	218	CNA INS GRP	12,890	13,087	47.20	64.07	2.80	79.19
	8	626	ACE LTD GRP	8,108	6,900	- 18.04	- 0.67	1.76	80.95
	9	11530	HEALTHCARE PROVIDERS INS EXCH	8,060	8,955	40.69	54.84	1.75	82.70
	10	3239	ALLIED WORLD ASSUR HOLDING GRP	8,051	10,097	- 2.33	- 0.36	1.75	84.45
			STATE TOTAL	461,163	470,141	54.05	69.09	100.00	100.00
New Mexico	1	831	DOCTORS CO GRP	14,762	15,101	23.16	101.35	28.44	28.44
	2	31	BERKSHIRE HATHAWAY GRP	4,357	4,660	11.41	- 26.68	8.39	36.84
	3	3239	ALLIED WORLD ASSUR HOLDING GRP	4,170	3,524	80.01	99.90	8.03	44.87
	4	11585	MOUNTAIN STATES HLTHCARE RECIP RRG	4,081	4,070	36.57	55.00	7.86	52.74
	5	212	ZURICH INS GRP	3,555	3,261	18.70	22.60	6.85	59.59
	6	4743	CHRISTUS HLTH GRP	3,055	3,018	158.12	241.77	5.89	65.47
	7	10903	AMERICAN EXCESS INS EXCH RRG	2,787	2,666	184.25	192.89	5.37	70.84
	8	218	CNA INS GRP	2,147	2,051	34.01	45.33	4.14	74.98
	9	11840	FAIRWAY PHYSICIANS INS CO RRG	1,310	1,188	- 6.41	- 2.37	2.52	77.50
	10	19348	CAPSON PHYSICIANS INS CO	1,061	866	26.76	19.96	2.04	79.55
			STATE TOTAL	51,897	51,429	46.78	80.83	100.00	100.00
New York	1	34231	MEDICAL LIAB MUT INS CO	542,043	549,408	55.38	87.74	32.65	32.65
	2	41467	PHYSICIANS RECIP INSURERS	373,175	374,856	65.94	76.29	22.48	55.13
	3	30317	HOSPITALS INS CO INC	231,407	229,653	118.58	134.29	13.94	69.07
	4	42544	ACADEMIC HLTH PROFESSIONALS INS	72,553	70,725	72.20	97.25	4.37	73.44
	5	10697	MCIC VT INC RRG	44,028	44,028	-165.10	-109.77	2.65	76.09
	6	12	AMERICAN INTL GRP	41,664	49,044	50.23	76.60	2.51	78.60
	7	31	BERKSHIRE HATHAWAY GRP	30,665	26,136	47.21	82.94	1.85	80.45
	8	218	CNA INS GRP	27,178	26,466	55.98	73.81	1.64	82.09
	9	12519	HEALTHCARE PROFESSIONAL INS CO INC	25,733	26,404	56.32	56.14	1.55	83.64
	10	11598	APPLIED MEDICO LEGAL SOLUTIONS RRG	20,102	18,381	45.58	57.63	1.21	84.85
			STATE TOTAL	1,660,113	1,663,618	59.96	82.62	100.00	100.00
North Carolina	1	184	MEDICAL INS GRP	60,080	62,300	11.55	29.80	30.23	30.23
	2	413	MAG MUT INS GRP	36,183	35,810	- 25.27	11.17	18.21	48.44
	3	12	AMERICAN INTL GRP	11,074	12,244	79.45	91.61	5.57	54.02
	4	218	CNA INS GRP	9,899	10,401	18.85	36.61	4.98	59.00
	5	831	DOCTORS CO GRP	9,229	9,279	- 32.82	- 42.07	4.64	63.64
	6	212	ZURICH INS GRP	9,000	9,802	- 21.49	- 21.95	4.53	68.17
	7	31	BERKSHIRE HATHAWAY GRP	7,989	8,272	- 20.74	2.52	4.02	72.19
	8	3239	ALLIED WORLD ASSUR HOLDING GRP	7,595	9,401	56.47	62.31	3.82	76.01
	9	11513	PHYSICIANS SPECIALTY LTD RRG	3,273	3,273	- 74.04	- 82.78	1.65	77.66
	10	1154	COVERYS GRP	3,125	3,206	- 24.09	- 11.64	1.57	79.23
			STATE TOTAL	198,713	203,833	6.26	22.85	100.00	100.00
North Dakota	1	1154	COVERYS GRP	4,237	4,321	34.88	45.51	37.17	37.17
	2	4790	MMIC GRP	3,343	3,571	64.20	70.97	29.33	66.51
	3	218	CNA INS GRP	847	887	- 4.19	- 9.40	7.43	73.94
	4	31	BERKSHIRE HATHAWAY GRP	834	911	- 7.85	- 10.16	7.32	81.26
	5	4509	IRONSHORE GRP	454	467	46.87	72.39	3.99	85.24
	6	2638	NCMIC GRP	250	252	82.06	79.32	2.20	87.44
	7	785	MARKEL CORP GRP	190	173	19.83	25.79	1.67	89.10
	8	831	DOCTORS CO GRP	159	165	- 20.22	- 31.11	1.39	90.50
	9	4743	CHRISTUS HLTH GRP	158	324	-157.82	-210.66	1.39	91.88
	10	212	ZURICH INS GRP	115	124	- 79.11	- 89.16	1.01	92.89
			STATE TOTAL	11,398	11,969	20.49	22.99	100.00	100.00

PROPERTY AND CASUALTY INSURANCE INDUSTRY
MARKET SHARE REPORT - TOTAL PREMIUM
BY GROUP
11 - MEDICAL PROFESSIONAL LIABILITY

May 15, 2014

STATE	Rank	Group/ Company Code	Group/ Company Name	Direct Premiums Written (000)	Direct Premiums Earned (000)	Direct Loss to EP Ratio	Direct Loss & DCC to EP Ratio	Market Share %	Cumulative Market Share %
Ohio	1	31	BERKSHIRE HATHAWAY GRP	68,781	71,256	17.83	29.62	21.70	21.70
	2	831	DOCTORS CO GRP	64,319	65,158	40.95	64.24	20.29	42.00
	3	2698	PROASSURANCE CORP GRP	42,890	43,595	- 13.09	- 16.22	13.53	55.53
	4	218	CNA INS GRP	18,834	18,438	0.71	2.77	5.94	61.47
	5	1154	COVERYS GRP	13,735	13,563	16.95	34.36	4.33	65.81
	6	4743	CHRISTUS HLTH GRP	11,509	12,006	33.62	36.08	3.63	69.44
	7	244	CINCINNATI FIN GRP	7,335	7,619	- 65.81	- 75.99	2.31	71.75
	8	2638	NCMIC GRP	6,282	6,227	14.65	27.20	1.98	73.74
	9	158	FAIRFAX FIN GRP	6,250	6,148	4.27	32.04	1.97	75.71
	10	626	ACE LTD GRP	6,198	6,266	14.17	21.59	1.96	77.66
			**STATE TOTAL **	316,925	320,654	15.20	26.41	100.00	100.00
Oklahoma	1	4661	PLICO COS GRP	35,092	32,491	20.38	35.86	31.22	31.22
	2	31	BERKSHIRE HATHAWAY GRP	24,965	25,543	31.70	63.43	22.21	53.44
	3	218	CNA INS GRP	9,509	9,672	2.50	22.22	8.46	61.90
	4	2698	PROASSURANCE CORP GRP	8,831	9,077	83.79	113.41	7.86	69.76
	5	12	AMERICAN INTL GRP	3,925	3,882	28.43	54.08	3.49	73.25
	6	3239	ALLIED WORLD ASSUR HOLDING GRP	3,450	3,429	9.54	26.61	3.07	76.32
	7	11998	HEARTLAND HLTHCARE RECIP RRG	2,727	2,727	20.20	68.06	2.43	78.75
	8	508	NATIONAL GRP	2,562	2,496	42.41	211.29	2.28	81.03
	9	1129	WHITE MOUNTAINS GRP	2,304	2,714	49.96	44.09	2.05	83.08
	10	626	ACE LTD GRP	1,742	1,521	21.12	28.36	1.55	84.63
			**STATE TOTAL **	112,385	111,551	27.85	51.83	100.00	100.00
Oregon	1	218	CNA INS GRP	25,592	27,344	37.61	49.09	27.74	27.74
	2	831	DOCTORS CO GRP	22,514	22,696	122.62	153.68	24.41	52.15
	3	464	PHYSICIANS INS A MUT GRP	7,520	5,767	44.92	73.83	8.15	60.30
	4	11585	MOUNTAIN STATES HLTHCARE RECIP RRG	4,368	4,362	109.93	157.50	4.74	65.04
	5	31	BERKSHIRE HATHAWAY GRP	4,286	4,784	- 1.68	9.54	4.65	69.68
	6	12	AMERICAN INTL GRP	3,683	4,334	- 4.86	12.95	3.99	73.68
	7	1313	OREGON DENTAL GRP	2,416	2,346	8.70	27.19	2.62	76.30
	8	1154	COVERYS GRP	2,277	1,243	117.70	148.17	2.47	78.76
	9	212	ZURICH INS GRP	2,205	2,069	97.85	111.07	2.39	81.15
	10	2638	NCMIC GRP	2,136	2,067	7.58	43.68	2.32	83.47
			**STATE TOTAL **	92,246	92,690	66.02	86.78	100.00	100.00
Pennsylvania	1	31	BERKSHIRE HATHAWAY GRP	77,279	80,986	16.10	41.33	11.16	11.16
	2	11547	MOUNTAIN LAUREL RRG INC	52,145	53,413	12.65	58.27	7.53	18.69
	3	1282	NORCAL GRP	50,991	53,920	11.10	16.58	7.36	26.06
	4	1324	UPMC HLTH SYSTEM GRP	47,140	45,432	74.70	80.98	6.81	32.86
	5	10842	FRANKLIN CAS INS CO RRG	43,433	43,816	52.81	74.15	6.27	39.14
	6	11259	COMMUNITY HOSPITAL RRG	29,139	29,139	39.53	54.85	4.21	43.34
	7	11530	HEALTHCARE PROVIDERS INS EXCH	25,567	25,348	34.78	69.01	3.69	47.04
	8	13788	BROADLINE RRG INC	24,622	24,832	64.29	90.36	3.56	50.59
	9	10808	CASSATT RRG INC	21,451	22,007	30.12	62.30	3.10	53.69
	10	218	CNA INS GRP	18,130	18,326	19.98	29.01	2.62	56.31
			**STATE TOTAL **	692,420	695,263	48.00	71.16	100.00	100.00
Rhode Island	1	1154	COVERYS GRP	17,970	17,507	42.70	60.61	42.26	42.26
	2	1282	NORCAL GRP	9,676	10,331	78.42	113.47	22.75	65.01
	3	12	AMERICAN INTL GRP	3,572	3,791	- 26.97	- 18.26	8.40	73.41
	4	218	CNA INS GRP	2,804	2,663	29.51	25.34	6.59	80.00
	5	13101	MEDICAL MALPRACTICE JOINT UNDERWRITI	2,533	2,737	229.40	195.73	5.96	85.96
	6	212	ZURICH INS GRP	1,556	1,574	59.11	63.76	3.66	89.61
	7	4509	IRONSHORE GRP	591	660	-152.17	-148.33	1.39	91.00
	8	501	ALLEGHANY GRP	566	258	55.40	58.92	1.33	92.33
	9	10115	EASTERN DENTISTS INS CO RRG	392	390	30.86	38.32	0.92	93.26
	10	508	NATIONAL GRP	355	357	871.31	880.64	0.83	94.09
			**STATE TOTAL **	42,528	42,821	56.31	72.75	100.00	100.00

PROPERTY AND CASUALTY INSURANCE INDUSTRY
MARKET SHARE REPORT - TOTAL PREMIUM
BY GROUP
11 - MEDICAL PROFESSIONAL LIABILITY

May 15, 2014

STATE	Rank	Group/ Company Code	Group/ Company Name	Direct Premiums Written (000)	Direct Premiums Earned (000)	Direct Loss to EP Ratio	Direct Loss & DCC to EP Ratio	Market Share %	Cumulative Market Share %
South Carolina	1	413	MAG MUT INS GRP	20,063	18,755	64.14	97.79	31.16	31.16
	2	31	BERKSHIRE HATHAWAY GRP	10,871	11,067	1.54	33.56	16.89	48.05
	3	218	CNA INS GRP	7,059	7,030	-153.17	-145.24	10.97	59.02
	4	831	DOCTORS CO GRP	4,525	4,678	146.69	198.48	7.03	66.05
	5	2698	PROASSURANCE CORP GRP	3,956	4,059	50.96	60.70	6.15	72.19
	6	3239	ALLIED WORLD ASSUR HOLDING GRP	2,458	3,417	29.09	41.87	3.82	76.01
	7	508	NATIONAL GRP	1,720	1,662	12.70	53.10	2.67	78.68
	8	184	MEDICAL INS GRP	1,491	1,139	40.14	87.58	2.32	81.00
	9	1129	WHITE MOUNTAINS GRP	1,072	961	19.38	25.19	1.67	82.66
	10	44105	OPHTHALMIC MUT INS CO RRG	894	877	4.70	7.00	1.39	84.05
			STATE TOTAL	64,378	63,818	30.60	57.31	100.00	100.00
South Dakota	1	4790	MMIC GRP	12,017	12,361	95.16	118.51	71.34	71.34
	2	218	CNA INS GRP	1,077	1,277	- 30.40	- 46.60	6.40	77.73
	3	2698	PROASSURANCE CORP GRP	565	587	3.99	42.16	3.36	81.09
	4	12	AMERICAN INTL GRP	525	677	- 24.38	- 23.58	3.12	84.20
	5	212	ZURICH INS GRP	498	429	128.01	138.29	2.96	87.16
	6	31	BERKSHIRE HATHAWAY GRP	326	365	-407.87	-424.15	1.94	89.10
	7	2638	NCMIC GRP	260	255	7.02	64.53	1.54	90.64
	8	1279	ARCH INS GRP	190	196	- 1.39	- 2.90	1.13	91.77
	9	3239	ALLIED WORLD ASSUR HOLDING GRP	185	185	33.54	50.82	1.10	92.87
	10	785	MARKEL CORP GRP	174	187	- 2.07	- 3.16	1.03	93.90
			STATE TOTAL	16,845	17,445	73.72	91.63	100.00	100.00
Tennessee	1	33049	STATE VOLUNTEER MUT INS CO	112,797	111,949	47.12	108.84	47.07	47.07
	2	12	AMERICAN INTL GRP	26,784	25,115	- 12.52	20.57	11.18	58.24
	3	218	CNA INS GRP	13,098	13,662	- 1.15	- 0.52	5.47	63.71
	4	69	FARMERS INS GRP	9,996	9,996	109.45	109.83	4.17	67.88
	5	31	BERKSHIRE HATHAWAY GRP	7,496	7,956	12.00	61.16	3.13	71.01
	6	2698	PROASSURANCE CORP GRP	7,449	7,193	- 6.72	4.59	3.11	74.12
	7	501	ALLEGHANY GRP	7,111	3,714	25.92	28.35	2.97	77.08
	8	212	ZURICH INS GRP	6,169	5,673	43.43	53.74	2.57	79.66
	9	1129	WHITE MOUNTAINS GRP	5,804	6,251	81.56	83.11	2.42	82.08
	10	4509	IRONSHORE GRP	4,881	6,891	46.38	51.50	2.04	84.12
			STATE TOTAL	239,653	237,946	37.18	73.97	100.00	100.00
Texas	1	31	BERKSHIRE HATHAWAY GRP	46,983	49,336	31.17	30.26	14.94	14.94
	2	2698	PROASSURANCE CORP GRP	42,632	46,213	- 7.45	5.60	13.56	28.50
	3	831	DOCTORS CO GRP	36,238	37,283	11.83	46.79	11.53	40.03
	4	218	CNA INS GRP	31,620	32,619	32.69	43.81	10.06	50.09
	5	1282	NORCAL GRP	9,930	9,226	32.18	70.99	3.16	53.25
	6	508	NATIONAL GRP	9,315	9,211	0.49	21.32	2.96	56.21
	7	12	AMERICAN INTL GRP	9,118	10,345	- 20.52	- 18.82	2.90	59.11
	8	785	MARKEL CORP GRP	9,106	8,256	27.12	27.93	2.90	62.01
	9	3239	ALLIED WORLD ASSUR HOLDING GRP	8,181	8,293	16.67	25.29	2.60	64.61
	10	35904	HEALTH CARE IND INC	7,848	7,848	90.76	96.83	2.50	67.10
			STATE TOTAL	314,394	323,420	15.09	28.76	100.00	100.00
Utah	1	4790	MMIC GRP	31,787	33,973	10.60	39.50	51.11	51.11
	2	32832	MUTUAL INS CO OF AZ	4,579	4,497	33.88	61.00	7.36	58.48
	3	31	BERKSHIRE HATHAWAY GRP	3,976	4,675	29.26	41.19	6.39	64.87
	4	218	CNA INS GRP	3,349	2,838	- 14.47	0.16	5.39	70.26
	5	12	AMERICAN INTL GRP	2,303	2,288	- 1.77	22.75	3.70	73.96
	6	831	DOCTORS CO GRP	2,296	2,326	118.06	144.96	3.69	77.65
	7	785	MARKEL CORP GRP	2,150	1,914	45.46	60.44	3.46	81.11
	8	44083	PREFERRED PHYSICIANS MEDICAL RRG	1,807	1,791	158.30	190.93	2.91	84.02
	9	2698	PROASSURANCE CORP GRP	1,072	1,096	80.08	74.90	1.72	85.74
	10	1129	WHITE MOUNTAINS GRP	1,039	951	37.64	50.25	1.67	87.41
			STATE TOTAL	62,187	64,050	24.76	50.51	100.00	100.00

PROPERTY AND CASUALTY INSURANCE INDUSTRY
MARKET SHARE REPORT - TOTAL PREMIUM
BY GROUP
11 - MEDICAL PROFESSIONAL LIABILITY

May 15, 2014

STATE	Rank	Group/ Company Code	Group/ Company Name	Direct Premiums Written (000)	Direct Premiums Earned (000)	Direct Loss to EP Ratio	Direct Loss & DCC to EP Ratio	Market Share %	Cumulative Market Share %
Vermont	1	4775	MEDICAL MUT INS GRP	7,831	7,951	- 1.07	- 9.08	40.86	40.86
	2	1154	COVERYS GRP	5,060	6,179	69.57	79.61	26.41	67.27
	3	98	WR BERKLEY CORP GRP	1,443	1,441	- 61.37	- 71.02	7.53	74.80
	4	218	CNA INS GRP	925	913	-337.22	-338.71	4.83	79.62
	5	31	BERKSHIRE HATHAWAY GRP	770	723	105.13	145.16	4.02	83.64
	6	831	DOCTORS CO GRP	656	654	216.14	193.55	3.42	87.06
	7	2638	NCMIC GRP	285	276	154.67	175.07	1.49	88.55
	8	1129	WHITE MOUNTAINS GRP	248	211	4.49	4.59	1.29	89.84
	9	244	CINCINNATI FIN GRP	236	236	- 2.21	22.95	1.23	91.08
	10	508	NATIONAL GRP	208	200	10.48	19.37	1.09	92.16
			STATE TOTAL	19,165	20,584	24.55	27.61	100.00	100.00
Virginia	1	831	DOCTORS CO GRP	39,716	39,087	52.89	65.77	19.07	19.07
	2	377	MEDICAL INS OF MD GRP	23,195	23,450	9.02	14.79	11.14	30.21
	3	184	MEDICAL INS GRP	21,825	21,770	53.31	81.48	10.48	40.70
	4	31	BERKSHIRE HATHAWAY GRP	19,508	23,400	- 0.53	9.21	9.37	50.06
	5	413	MAG MUT INS GRP	14,414	18,342	14.58	42.11	6.92	56.99
	6	2698	PROASSURANCE CORP GRP	12,810	12,794	20.86	35.41	6.15	63.14
	7	158	FAIRFAX FIN GRP	9,360	7,230	70.49	95.12	4.50	67.63
	8	1129	WHITE MOUNTAINS GRP	9,044	8,218	43.78	53.59	4.34	71.98
	9	218	CNA INS GRP	7,857	7,773	0.48	1.95	3.77	75.75
	10	33049	STATE VOLUNTEER MUT INS CO	3,671	3,648	40.08	- 70.87	1.76	77.51
			STATE TOTAL	208,218	211,475	28.84	41.15	100.00	100.00
Washington	1	464	PHYSICIANS INS A MUT GRP	67,156	64,823	39.76	64.20	35.58	35.58
	2	831	DOCTORS CO GRP	19,231	19,943	65.32	71.84	10.19	45.76
	3	12	AMERICAN INTL GRP	14,191	12,489	- 5.96	9.74	7.52	53.28
	4	1154	COVERYS GRP	12,996	13,524	30.56	50.70	6.88	60.17
	5	31	BERKSHIRE HATHAWAY GRP	8,563	9,743	4.74	21.07	4.54	64.70
	6	218	CNA INS GRP	7,796	8,298	- 30.52	- 20.58	4.13	68.83
	7	1313	OREGON DENTAL GRP	4,729	4,559	23.05	34.14	2.51	71.34
	8	12355	MD RRG INC	4,532	4,532	14.36	29.82	2.40	73.74
	9	4509	IRONSHORE GRP	4,453	2,501	626.97	632.88	2.36	76.10
	10	158	FAIRFAX FIN GRP	4,346	3,118	64.05	68.93	2.30	78.40
			STATE TOTAL	188,761	187,007	46.39	63.73	100.00	100.00
West Virginia	1	11972	WEST VIRGINIA MUT INS CO	26,351	28,245	33.17	55.98	36.67	36.67
	2	1282	NORCAL GRP	6,580	6,497	99.64	139.52	9.16	45.82
	3	12779	MOUNTAINEER FREEDOM RRG INC	5,828	5,828	43.98	52.05	8.11	53.93
	4	11259	COMMUNITY HOSPITAL RRG	5,462	5,462	117.82	146.31	7.60	61.53
	5	31	BERKSHIRE HATHAWAY GRP	2,650	2,426	33.41	74.73	3.69	65.22
	6	218	CNA INS GRP	2,008	2,013	46.16	37.58	2.79	68.01
	7	111	LIBERTY MUT GRP	1,983	1,660	42.82	53.70	2.76	70.77
	8	98	WR BERKLEY CORP GRP	1,958	1,756	- 2.73	- 10.76	2.72	73.50
	9	11832	HEALTH CARE INDUSTRY LIAB RECIP INS	1,785	1,472	53.24	79.52	2.48	75.98
	10	3239	ALLIED WORLD ASSUR HOLDING GRP	1,476	1,673	- 82.44	-100.13	2.05	78.03
			STATE TOTAL	71,868	72,766	39.17	58.14	100.00	100.00
Wisconsin	1	2698	PROASSURANCE CORP GRP	21,749	21,526	- 17.44	- 3.66	25.86	25.86
	2	218	CNA INS GRP	17,075	17,293	- 5.10	- 5.04	20.30	46.16
	3	4790	MMIC GRP	11,271	11,386	35.60	62.90	13.40	59.56
	4	31	BERKSHIRE HATHAWAY GRP	9,841	9,789	49.73	86.18	11.70	71.26
	5	1154	COVERYS GRP	3,751	3,673	- 2.45	16.53	4.46	75.72
	6	4743	CHRISTUS HLTH GRP	3,060	2,775	26.32	54.88	3.64	79.35
	7	212	ZURICH INS GRP	2,055	2,005	- 46.60	- 34.14	2.44	81.80
	8	2638	NCMIC GRP	2,036	2,007	- 22.17	- 2.34	2.42	84.22
	9	33405	WISCONSIN HLTH CARE LIAB INS PLAN	1,773	1,705	- 8.52	- 16.02	2.11	86.32
	10	12	AMERICAN INTL GRP	1,335	1,263	1.14	49.08	1.59	87.91
			STATE TOTAL	84,115	83,505	5.03	20.63	100.00	100.00

PROPERTY AND CASUALTY INSURANCE INDUSTRY
MARKET SHARE REPORT - TOTAL PREMIUM
BY GROUP
11 - MEDICAL PROFESSIONAL LIABILITY

May 15, 2014

STATE	Rank	Group/ Company Code	Group/ Company Name	Direct Premiums Written (000)	Direct Premiums Earned (000)	Direct Loss to EP Ratio	Direct Loss & DCC to EP Ratio	Market Share %	Cumulative Market Share %
Wyoming	1	4790	MMIC GRP	7,003	7,210	60.71	84.96	28.82	28.82
	2	831	DOCTORS CO GRP	5,895	5,881	- 19.87	- 34.15	24.26	53.07
	3	11585	MOUNTAIN STATES HLTHCARE RECIP RRG	4,065	4,055	69.48	101.76	16.72	69.80
	4	218	CNA INS GRP	1,565	1,464	105.93	126.77	6.44	76.24
	5	12	AMERICAN INTL GRP	940	1,142	14.32	42.26	3.87	80.10
	6	31	BERKSHIRE HATHAWAY GRP	743	712	68.78	162.08	3.06	83.16
	7	11796	YELLOWSTONE INS EXCH RRG	682	682	- 21.59	- 34.03	2.81	85.97
	8	158	FAIRFAX FIN GRP	678	671	37.15	43.29	2.79	88.76
	9	1129	WHITE MOUNTAINS GRP	484	194	51.74	57.68	1.99	90.75
	10	2698	PROASSURANCE CORP GRP	343	529	170.67	212.15	1.41	92.16
			STATE TOTAL	24,303	24,646	46.80	64.01	100.00	100.00
Guam	1	218	CNA INS GRP	316	270	11.13	11.95	37.52	37.52
	2	831	DOCTORS CO GRP	310	308	- 16.36	- 26.13	36.76	74.28
	3	10972	FIRST NET INS CO	90	36	49.91	57.15	10.63	84.91
	4	785	MARKEL CORP GRP	83	86	4.95	6.03	9.84	94.75
	5	98	WR BERKLEY CORP GRP	37	56	- 6.67	- 10.56	4.35	99.10
	6	2638	NCMIC GRP	8	8	- 18.29	80.25	0.90	100.00
			STATE TOTAL	843	762	- 0.43	- 2.94	100.00	100.00
Puerto Rico	1	11078	SIMED	22,797	24,496	51.25	78.96	32.88	32.88
	2	218	CNA INS GRP	20,648	20,470	72.90	86.21	29.78	62.66
	3	12332	PUERTO RICO MED DEFENSE MUT INS CO	9,182	7,696	22.49	37.31	13.24	75.90
	4	4802	TRIPLE S GRP	9,047	8,517	14.46	28.51	13.05	88.95
	5	98	WR BERKLEY CORP GRP	6,092	7,543	91.80	109.30	8.79	97.73
	6	785	MARKEL CORP GRP	1,129	1,151	73.94	66.92	1.63	99.36
	7	2638	NCMIC GRP	169	165	118.43	125.05	0.24	99.61
	8	783	RLI INS GRP	137	115	87.34	153.64	0.20	99.80
	9	31	BERKSHIRE HATHAWAY GRP	131	393	- 50.57	- 47.71	0.19	99.99
	10	12373	CARING COMMUNITIES RECIP RRG	5	5	- 2.58	- 2.58	0.01	100.00
			STATE TOTAL	69,337	70,552	54.24	72.27	100.00	100.00
U.S. Virgin Islands	1	3239	ALLIED WORLD ASSUR HOLDING GRP	48	50	11.36	17.21	24.38	24.38
	2	626	ACE LTD GRP	42	41	35.74	43.70	21.46	45.84
	3	218	CNA INS GRP	33	32	14.41	11.34	16.71	62.55
	4	2638	NCMIC GRP	19	18	- 6.25	- 15.62	9.45	72.00
	5	98	WR BERKLEY CORP GRP	18	8	20.27	30.30	9.29	81.29
	6	4509	IRONSHORE GRP	16	18	43.69	48.54	8.06	89.35
	7	761	ALLIANZ INS GRP	11	18	- 66.58	- 74.44	5.33	94.68
	8	12373	CARING COMMUNITIES RECIP RRG	5	5	- 1.95	- 1.95	2.63	97.31
	9	785	MARKEL CORP GRP	5	4	14.27	18.45	2.44	99.75
	10	111	LIBERTY MUT GRP	1	1	50.10	50.10	0.25	100.00
			STATE TOTAL	197	194	11.09	13.07	100.00	100.00
Northern Mariana Islands			**STATE TOTAL**	0	0	N/A	N/A		100.00
Canada	1	176	STATE FARM GRP	18	19	0.00	0.00	-5.36	-5.36
			STATE TOTAL	(340)	19	-164.52	-306.76	100.00	100.00
Aggregate Other Alien	1	35904	HEALTH CARE IND INC	1,055	1,055	90.76	103.20	87.02	87.02
	2	626	ACE LTD GRP	148	74	-2290.94	-1075.53	12.23	99.25
	3	12	AMERICAN INTL GRP	9	272	-1688.20	-1813.40	0.75	100.00
			STATE TOTAL	1,213	1,401	-378.04	-327.71	100.00	100.00

12—Earthquake

PROPERTY AND CASUALTY INSURANCE INDUSTRY
MARKET SHARE REPORT - TOTAL PREMIUM
BY GROUP
12 - EARTHQUAKE

May 15, 2014

STATE	Rank	Group/ Company Code	Group/ Company Name	Direct Premiums Written (000)	Direct Premiums Earned (000)	Direct Loss to EP Ratio	Direct Loss & DCC to EP Ratio	Market Share %	Cumulative Market Share %
Countrywide	1	176	STATE FARM GRP	228,898	229,523	0.13	0.21	9.98	9.98
	2	212	ZURICH INS GRP	217,978	198,276	0.61	0.59	9.51	19.49
	3	12	AMERICAN INTL GRP	150,861	168,560	1.14	1.18	6.58	26.07
	4	3548	TRAVELERS GRP	143,022	140,282	- 28.57	- 29.40	6.24	32.31
	5	3829	GEOVERA HOLDINGS INC GRP	118,128	119,479	0.00	0.01	5.15	37.46
	6	111	LIBERTY MUT GRP	100,496	98,256	- 0.22	- 0.22	4.38	41.85
	7	626	ACE LTD GRP	86,556	80,707	- 0.77	- 0.77	3.78	45.62
	8	181	SWISS RE GRP	84,249	79,837	6.23	6.77	3.67	49.30
	9	38	CHUBB INC GRP	58,990	61,227	0.01	0.01	2.57	51.87
	10	3416	AXIS CAPITAL GRP	57,918	76,005	- 8.18	- 8.31	2.53	54.40
	11	922	AMERICAN ASSETS GRP	55,787	54,374	0.00	0.08	2.43	56.83
	12	1279	ARCH INS GRP	55,564	57,151	- 2.95	- 3.03	2.42	59.26
	13	785	MARKEL CORP GRP	51,056	52,888	- 2.54	- 2.63	2.23	61.48
	14	761	ALLIANZ INS GRP	49,436	50,681	1.82	4.93	2.16	63.64
	15	200	UNITED SERV AUTOMOBILE ASSN GRP	48,781	47,615	0.09	0.14	2.13	65.77
	16	140	NATIONWIDE CORP GRP	45,917	44,932	5.21	5.30	2.00	67.77
	17	3786	ENDURANCE GRP	43,768	48,465	- 2.81	- 3.10	1.91	69.68
	18	1285	XL AMER GRP	39,634	32,124	- 2.31	- 2.44	1.73	71.41
	19	39861	GOLDEN BEAR INS CO	39,460	35,884	0.00	0.01	1.72	73.13
	20	1120	EVEREST REINS HOLDINGS GRP	38,175	32,486	- 1.51	- 1.51	1.67	74.79
	21	11409	QUEEN CITY ASSUR INC	27,500	27,500	0.00	0.00	1.20	75.99
	22	783	RLI INS GRP	27,395	27,562	- 2.71	- 2.76	1.19	77.19
	23	411	MAPFRE INS GRP	26,422	26,508	0.86	1.00	1.15	78.34
	24	69	FARMERS INS GRP	26,283	25,822	0.67	1.66	1.15	79.49
	25	91	HARTFORD FIRE & CAS GRP	23,163	23,055	- 0.61	- 0.42	1.01	80.50
	26	175	STATE AUTO MUT GRP	22,379	22,059	- 0.06	- 0.04	0.98	81.47
	27	501	ALLEGHANY GRP	20,168	19,310	- 0.03	- 0.04	0.88	82.35
	28	796	QBE INS GRP	19,700	17,837	- 35.47	- 42.98	0.86	83.21
	29	28	AMICA MUT GRP	19,438	19,147	- 0.10	- 0.09	0.85	84.06
	30	457	ARGONAUT GRP	19,110	19,500	0.00	0.00	0.83	84.89
	31	984	HCC INS HOLDINGS GRP	18,695	18,108	- 34.78	- 34.63	0.82	85.71
	32	3526	COOPERATIVA DE SEGUROS MULTIPLES GRP	18,064	18,323	0.12	0.12	0.79	86.50
	33	218	CNA INS GRP	17,626	16,958	0.34	1.04	0.77	87.27
	34	3239	ALLIED WORLD ASSUR HOLDING GRP	16,624	15,943	- 1.21	- 1.22	0.73	87.99
	35	71	UNIVERSAL INS CO GRP	15,937	16,622	0.32	0.34	0.70	88.69
	36	473	AMERICAN FAMILY INS GRP	15,424	15,016	0.01	0.01	0.67	89.36
	37	280	AUTO OWNERS GRP	14,671	14,788	- 0.03	0.00	0.64	90.00
	38	241	METROPOLITAN GRP	13,882	13,961	- 2.85	- 2.84	0.61	90.61
	39	31	BERKSHIRE HATHAWAY GRP	13,562	5,278	40.90	45.45	0.59	91.20
	40	123	SHELTER INS GRP	13,417	13,350	0.00	0.06	0.59	91.78
	41	19	ASSURANT INC GRP	12,396	12,659	1.67	1.67	0.54	92.32
	42	361	MUNICH RE GRP	10,135	10,169	6.63	7.04	0.44	92.76
	43	10308	ANTILLES INS CO	8,929	8,989	- 0.03	0.22	0.39	93.15
	44	3589	MAXUM SPECIALTY INS GRP	8,861	8,167	0.00	0.00	0.39	93.54
	45	3593	USIC GRP	8,706	8,774	0.07	0.28	0.38	93.92
	46	4509	IRONSHORE GRP	7,571	7,911	- 1.94	- 2.04	0.33	94.25
	47	4684	MAIDEN HOLDINGS GRP	7,410	12,466	0.00	0.00	0.32	94.57
	48	4802	TRIPLE S GRP	6,014	7,116	0.16	0.17	0.26	94.84
	49	26905	CENTURY NATL INS CO	5,436	5,622	0.00	0.00	0.24	95.07
	50	88	THE HANOVER INS GRP	4,765	4,512	0.63	1.03	0.21	95.28
	51	215	KEMPER CORP GRP	4,273	4,463	- 0.58	- 0.59	0.19	95.47
	52	228	WESTFIELD GRP	4,186	4,166	0.04	0.05	0.18	95.65
	53	2898	WESTERN SERV CONTRACT GRP	4,181	4,326	0.00	0.03	0.18	95.83
	54	26778	INTEGRAND ASSUR CO	4,094	5,065	0.69	0.90	0.18	96.01
	55	802	CAPITAL INS GRP	3,922	3,844	0.00	0.00	0.17	96.18
	56	4698	ASPEN INS HOLDING GRP	3,501	4,038	- 5.40	- 1.20	0.15	96.34
	57	7	FEDERATED MUT GRP	3,485	3,375	0.00	0.00	0.15	96.49
	58	4701	TORUS INS GRP	3,385	5,239	- 57.06	- 57.64	0.15	96.63
	59	300	HORACE MANN GRP	3,181	3,130	0.35	0.35	0.14	96.77
	60	8	ALLSTATE INS GRP	3,091	2,847	344.86	404.50	0.13	96.91
	61	1278	CSAA INS GRP	3,003	2,832	3.41	4.09	0.13	97.04
	62	10683	WAWANESA GEN INS CO	2,706	2,734	- 0.05	- 0.07	0.12	97.16
	63	244	CINCINNATI FIN GRP	2,647	2,521	0.39	0.39	0.12	97.27
	64	267	GRANGE MUT CAS GRP	2,617	2,649	0.00	0.14	0.11	97.39
	65	98	WR BERKLEY CORP GRP	2,585	545	17.93	18.00	0.11	97.50

PROPERTY AND CASUALTY INSURANCE INDUSTRY
MARKET SHARE REPORT - TOTAL PREMIUM
BY GROUP
12 - EARTHQUAKE

May 15, 2014

STATE	Rank	Group/ Company Code	Group/ Company Name	Direct Premiums Written (000)	Direct Premiums Earned (000)	Direct Loss to EP Ratio	Direct Loss & DCC to EP Ratio	Market Share %	Cumulative Market Share %
Countrywide	66	645	OREGON MUT GRP	2,526	2,571	0.00	0.00	0.11	97.61
	67	920	GLOBAL IND GRP	2,342	1,891	29.62	32.16	0.10	97.71
	68	800	WESTERN MUT INS GRP	2,329	2,376	0.00	0.00	0.10	97.81
	69	408	AMERICAN NATL FIN GRP	2,315	2,439	0.00	0.00	0.10	97.91
	70	23108	LUMBERMENS UNDERWRITING ALLIANCE	2,183	1,990	0.00	0.00	0.10	98.01
	71	4765	WBL GRP	2,149	2,146	0.25	0.30	0.09	98.10
	72	1129	WHITE MOUNTAINS GRP	2,119	2,056	3.71	4.12	0.09	98.20
	73	291	MOTORISTS MUT GRP	2,105	2,079	0.00	0.00	0.09	98.29
	74	84	AMERICAN FINANCIAL GRP	1,930	2,100	- 6.91	- 8.25	0.08	98.37
	75	62	EMC INS CO GRP	1,814	1,807	0.00	0.00	0.08	98.45
	76	3219	NKSJ HOLDINGS INC GRP	1,783	1,616	- 0.05	- 0.05	0.08	98.53
	77	518	GRINNELL MUT GRP	1,764	1,711	0.00	0.00	0.08	98.61
	78	4706	LOCKHART CO GRP	1,653	1,694	0.00	0.00	0.07	98.68
	79	33	CALIFORNIA CAS MGMT GRP	1,489	1,494	0.00	0.00	0.06	98.74
	80	36	CENTRAL MUT INS CO GRP	1,485	1,447	0.00	0.00	0.06	98.81
	81	3494	JAMES RIVER GRP	1,470	1,679	- 9.80	- 13.07	0.06	98.87
	82	15350	WEST BEND MUT INS CO	1,420	1,281	0.10	0.10	0.06	98.93
	83	22624	INDIANA FARMERS MUT INS CO	1,394	1,336	2.35	2.33	0.06	98.99
	84	4715	MS & AD INS GRP	1,350	1,325	2.48	2.48	0.06	99.05
	85	70	FIRST AMER TITLE GRP	1,310	1,285	0.00	0.00	0.06	99.11
	86	234	VERMONT MUT GRP	1,275	976	0.00	0.00	0.06	99.17
	87	169	SENTRY INS GRP	1,200	1,226	2.95	3.17	0.05	99.22
	88	38920	KINSALE INS CO	1,065	1,307	2.36	1.74	0.05	99.27
	89	18380	PACIFIC IND INS CO	1,050	1,025	13.73	16.02	0.05	99.31
	90	96	SECURA INS GRP	1,002	958	- 1.21	- 1.93	0.04	99.35
	91	10969	UNITED PROP & CAS INS CO	885	757	0.00	0.00	0.04	99.39
	92	303	GUIDEONE INS GRP	840	781	0.18	0.20	0.04	99.43
	93	3098	TOKIO MARINE HOLDINGS INC GRP	833	846	13.19	19.62	0.04	99.47
	94	4672	DONGBU INS GRP	800	735	8.41	10.19	0.03	99.50
	95	660	MERCURY GEN GRP	793	811	0.00	0.20	0.03	99.54
	96	586	ARBELLA INS GRP	777	778	0.00	0.00	0.03	99.57
	97	32727	UNDERWRITERS AT LLOYDS	708	631	-140.82	-146.03	0.03	99.60
	98	27065	ROCKFORD MUT INS CO	707	704	0.00	0.00	0.03	99.63
	99	12633	CENTURY INS CO GU LTD	647	314	8.68	8.80	0.03	99.66
	100	13597	CHUNG KUO INS CO LTD	626	641	6.76	7.43	0.03	99.69
	101	2538	AMTRUST NGH GRP	611	695	0.00	0.00	0.03	99.71
	102	246	PENNSYLVANIA LUMBERMENS GRP	564	482	0.00	0.00	0.02	99.74
	103	35	CELINA GRP	556	546	0.00	0.00	0.02	99.76
	104	4804	MULTINATIONAL GRP	403	369	0.00	0.00	0.02	99.78
	105	225	IAT REINS CO GRP	394	356	- 0.24	- 0.28	0.02	99.80
	106	248	UNITED FIRE & CAS GRP	383	369	- 1.35	- 1.48	0.02	99.81
	107	3703	TOWER GRP	360	365	0.48	0.52	0.02	99.83
	108	250	DONEGAL GRP	358	339	0.00	0.00	0.02	99.85
	109	333	MUTUAL OF ENUMCLAW GRP	354	371	- 1.48	- 1.21	0.02	99.86
	110	1319	LITITZ MUT GRP	348	519	0.00	0.00	0.02	99.88
	111	15792	UNDERWRITERS AT LLOYDS LONDON	256	247	0.00	0.00	0.01	99.89
	112	10972	FIRST NET INS CO	218	212	145.53	172.37	0.01	99.90
	113	309	WESTERN NATL MUT GRP	212	296	0.74	0.75	0.01	99.91
	114	497	NBIC HOLDINGS GRP	205	221	0.00	0.00	0.01	99.91
	115	11844	ST JOHNS INS CO INC	196	130	0.00	0.00	0.01	99.92
	116	3489	DELEK GRP	167	194	- 0.01	0.24	0.01	99.93
	117	323	CIVIL SERV EMPLOYEE GRP	129	94	0.00	- 2.55	0.01	99.94
	118	158	FAIRFAX FIN GRP	127	118	- 72.14	- 94.03	0.01	99.94
	119	311	MAIN STREET AMER GRP	116	103	0.00	0.00	0.01	99.95
	120	38300	SAMSUNG FIRE & MARINE INS CO LTD	115	79	20.37	22.92	0.01	99.95
	121	13501	BRETHREN MUT INS CO	97	92	0.00	0.00	0.00	99.96
	122	13635	NIPPONKOA INS CO LTD	94	68	- 4.23	- 4.23	0.00	99.96
	123	474	FCCI MUT INS GRP	81	84	0.62	0.56	0.00	99.96
	124	256	PROSIGHT GRP	81	57	- 25.20	- 32.26	0.00	99.97
	125	1227	PALISADES GRP	73	75	0.00	0.00	0.00	99.97
			INDUSTRY TOTAL	2,292,527	2,279,696	- 1.68	- 1.58	100.00	100.00

PROPERTY AND CASUALTY INSURANCE INDUSTRY
MARKET SHARE REPORT - TOTAL PREMIUM
BY GROUP
12 - EARTHQUAKE

May 15, 2014

STATE	Rank	Group/ Company Code	Group/ Company Name	Direct Premiums Written (000)	Direct Premiums Earned (000)	Direct Loss to EP Ratio	Direct Loss & DCC to EP Ratio	Market Share %	Cumulative Market Share %
Alabama	1	212	ZURICH INS GRP	2,836	2,174	0.60	0.60	26.77	26.77
	2	3548	TRAVELERS GRP	1,690	1,619	- 35.54	- 36.60	15.95	42.73
	3	176	STATE FARM GRP	1,297	1,285	0.00	0.00	12.24	54.97
	4	12	AMERICAN INTL GRP	804	1,014	9.93	9.94	7.59	62.56
	5	140	NATIONWIDE CORP GRP	385	295	- 0.17	- 0.18	3.64	66.19
	6	785	MARKEL CORP GRP	364	400	18.11	18.09	3.44	69.63
	7	200	UNITED SERV AUTOMOBILE ASSN GRP	354	348	- 0.08	- 0.02	3.34	72.97
	8	181	SWISS RE GRP	337	300	49.98	55.13	3.18	76.15
	9	111	LIBERTY MUT GRP	316	306	0.22	0.22	2.99	79.14
	10	761	ALLIANZ INS GRP	251	297	- 0.87	- 1.03	2.37	81.50
			STATE TOTAL	10,593	10,070	- 3.07	- 3.11	100.00	100.00
Alaska	1	176	STATE FARM GRP	7,824	7,862	0.00	0.00	31.33	31.33
	2	200	UNITED SERV AUTOMOBILE ASSN GRP	3,506	3,361	- 0.03	0.02	14.04	45.37
	3	626	ACE LTD GRP	3,163	3,493	0.00	0.00	12.66	58.04
	4	922	AMERICAN ASSETS GRP	2,073	2,069	0.00	0.51	8.30	66.34
	5	181	SWISS RE GRP	1,844	1,991	0.00	0.00	7.38	73.72
	6	212	ZURICH INS GRP	1,711	1,638	0.21	0.21	6.85	80.57
	7	3416	AXIS CAPITAL GRP	1,004	975	- 3.35	- 3.38	4.02	84.59
	8	1285	XL AMER GRP	692	679	- 4.49	- 4.75	2.77	87.36
	9	300	HORACE MANN GRP	590	615	0.00	0.00	2.36	89.73
	10	785	MARKEL CORP GRP	481	521	22.86	22.79	1.92	91.65
			STATE TOTAL	24,973	25,509	- 0.32	- 0.29	100.00	100.00
Arizona	1	3548	TRAVELERS GRP	2,205	2,068	- 40.13	- 41.32	21.72	21.72
	2	212	ZURICH INS GRP	1,950	1,564	0.42	0.42	19.21	40.93
	3	12	AMERICAN INTL GRP	1,236	1,418	- 4.16	- 4.16	12.18	53.11
	4	761	ALLIANZ INS GRP	642	611	- 0.68	- 0.60	6.33	59.44
	5	626	ACE LTD GRP	524	368	0.00	0.00	5.16	64.60
	6	200	UNITED SERV AUTOMOBILE ASSN GRP	451	443	0.00	0.06	4.44	69.05
	7	1285	XL AMER GRP	360	259	- 3.07	- 3.23	3.55	72.60
	8	785	MARKEL CORP GRP	334	290	17.16	11.24	3.30	75.89
	9	111	LIBERTY MUT GRP	287	309	0.05	0.05	2.83	78.72
	10	176	STATE FARM GRP	214	220	0.00	0.00	2.11	80.83
			STATE TOTAL	10,150	9,743	- 9.43	- 9.75	100.00	100.00
Arkansas	1	176	STATE FARM GRP	7,628	7,108	0.00	0.07	26.93	26.93
	2	200	UNITED SERV AUTOMOBILE ASSN GRP	3,840	3,652	0.00	0.03	13.55	40.48
	3	3548	TRAVELERS GRP	2,068	2,039	- 23.77	- 24.46	7.30	47.78
	4	3416	AXIS CAPITAL GRP	2,031	2,142	- 26.24	- 26.78	7.17	54.95
	5	123	SHELTER INS GRP	1,655	1,674	0.00	0.00	5.84	60.79
	6	140	NATIONWIDE CORP GRP	1,299	1,328	0.07	0.25	4.59	65.38
	7	212	ZURICH INS GRP	1,127	1,055	0.91	0.91	3.98	69.36
	8	12	AMERICAN INTL GRP	822	962	59.28	59.28	2.90	72.26
	9	181	SWISS RE GRP	700	598	0.00	0.00	2.47	74.73
	10	111	LIBERTY MUT GRP	618	608	- 0.02	- 0.02	2.18	76.91
			STATE TOTAL	28,330	27,581	- 14.52	- 14.48	100.00	100.00
California	1	212	ZURICH INS GRP	159,817	145,507	0.07	0.08	15.04	15.04
	2	3829	GEOVERA HOLDINGS INC GRP	97,637	98,819	0.00	0.01	9.19	24.23
	3	12	AMERICAN INTL GRP	58,942	62,761	- 0.24	- 0.22	5.55	29.78
	4	626	ACE LTD GRP	56,880	52,667	- 1.12	- 1.12	5.35	35.13
	5	181	SWISS RE GRP	51,535	47,181	0.18	0.23	4.85	39.98
	6	922	AMERICAN ASSETS GRP	43,123	42,348	0.00	0.01	4.06	44.04
	7	1279	ARCH INS GRP	39,846	39,793	- 4.24	- 4.34	3.75	47.79
	8	38	CHUBB INC GRP	37,951	40,466	0.01	0.01	3.57	51.36
	9	3786	ENDURANCE GRP	37,658	42,658	- 1.88	- 2.07	3.54	54.91
	10	1120	EVEREST REINS HOLDINGS GRP	37,213	31,332	- 1.56	- 1.56	3.50	58.41
			STATE TOTAL	1,062,489	1,054,851	- 1.70	- 1.62	100.00	100.00

PROPERTY AND CASUALTY INSURANCE INDUSTRY
MARKET SHARE REPORT - TOTAL PREMIUM
BY GROUP
12 - EARTHQUAKE

May 15, 2014

STATE	Rank	Group/ Company Code	Group/ Company Name	Direct Premiums Written (000)	Direct Premiums Earned (000)	Direct Loss to EP Ratio	Direct Loss & DCC to EP Ratio	Market Share %	Cumulative Market Share %
Colorado	1	12	AMERICAN INTL GRP	1,677	1,810	0.06	0.06	17.75	17.75
	2	3548	TRAVELERS GRP	1,228	1,193	- 39.85	- 41.04	13.00	30.75
	3	200	UNITED SERV AUTOMOBILE ASSN GRP	606	601	- 0.03	0.01	6.42	37.16
	4	38	CHUBB INC GRP	592	565	0.00	0.00	6.27	43.43
	5	176	STATE FARM GRP	556	544	0.00	0.00	5.88	49.31
	6	1285	XL AMER GRP	471	352	- 8.14	- 8.57	4.99	54.30
	7	3239	ALLIED WORLD ASSUR HOLDING GRP	404	395	1.33	1.48	4.27	58.57
	8	111	LIBERTY MUT GRP	386	482	- 0.68	- 0.68	4.09	62.66
	9	3416	AXIS CAPITAL GRP	341	288	- 19.01	- 19.42	3.61	66.27
	10	212	ZURICH INS GRP	324	291	3.41	3.41	3.43	69.70
			STATE TOTAL	9,448	9,609	- 7.85	- 8.01	100.00	100.00
Connecticut	1	3548	TRAVELERS GRP	1,820	1,627	- 28.59	- 29.42	27.08	27.08
	2	12	AMERICAN INTL GRP	806	1,311	- 9.32	- 9.32	11.99	39.07
	3	212	ZURICH INS GRP	564	624	2.50	2.50	8.39	47.46
	4	111	LIBERTY MUT GRP	473	479	- 0.04	- 0.04	7.05	54.51
	5	38	CHUBB INC GRP	417	416	0.00	0.00	6.20	60.71
	6	28	AMICA MUT GRP	252	246	0.00	0.00	3.76	64.47
	7	1285	XL AMER GRP	232	195	- 5.20	- 5.47	3.45	67.92
	8	31	BERKSHIRE HATHAWAY GRP	217	11	63.03	70.03	3.22	71.14
	9	761	ALLIANZ INS GRP	210	246	0.90	3.37	3.13	74.27
	10	200	UNITED SERV AUTOMOBILE ASSN GRP	191	194	0.12	0.16	2.85	77.12
			STATE TOTAL	6,720	6,914	- 8.87	- 9.00	100.00	100.00
Delaware	1	212	ZURICH INS GRP	179	130	2.13	2.13	16.11	16.11
	2	12	AMERICAN INTL GRP	155	307	0.00	0.00	14.00	30.11
	3	3548	TRAVELERS GRP	112	107	- 39.80	- 41.02	10.06	40.17
	4	761	ALLIANZ INS GRP	99	106	- 0.81	- 0.88	8.92	49.09
	5	140	NATIONWIDE CORP GRP	80	61	0.41	0.82	7.25	56.34
	6	176	STATE FARM GRP	76	73	0.00	0.00	6.83	63.18
	7	181	SWISS RE GRP	51	45	0.00	0.00	4.55	67.73
	8	111	LIBERTY MUT GRP	50	46	- 0.02	- 0.02	4.51	72.24
	9	1285	XL AMER GRP	47	46	- 2.20	- 2.39	4.25	76.48
	10	3416	AXIS CAPITAL GRP	43	38	- 23.06	- 23.06	3.84	80.33
			STATE TOTAL	1,110	1,183	- 7.82	- 7.93	100.00	100.00
District Of Columbia	1	3548	TRAVELERS GRP	744	773	95.22	95.97	29.62	29.62
	2	12	AMERICAN INTL GRP	369	367	17.31	17.31	14.70	44.32
	3	200	UNITED SERV AUTOMOBILE ASSN GRP	119	106	0.43	0.51	4.75	49.06
	4	218	CNA INS GRP	116	104	3.35	3.35	4.60	53.66
	5	111	LIBERTY MUT GRP	99	102	- 9.77	- 15.07	3.94	57.60
	6	212	ZURICH INS GRP	96	96	0.74	0.74	3.83	61.43
	7	38	CHUBB INC GRP	91	88	0.00	0.00	3.62	65.05
	8	4698	ASPEN INS HOLDING GRP	83	5	- 21.36	63.37	3.28	68.33
	9	176	STATE FARM GRP	82	79	0.00	4.11	3.25	71.58
	10	4509	IRONSHORE GRP	79	77	- 0.17	- 0.19	3.12	74.70
			STATE TOTAL	2,513	2,402	31.47	31.80	100.00	100.00
Florida	1	12	AMERICAN INTL GRP	9,162	9,555	0.08	0.08	31.33	31.33
	2	3548	TRAVELERS GRP	5,394	5,255	- 38.65	- 39.81	18.45	49.78
	3	785	MARKEL CORP GRP	2,355	2,625	- 8.78	- 8.89	8.05	57.83
	4	212	ZURICH INS GRP	1,997	1,772	1.32	1.32	6.83	64.66
	5	1279	ARCH INS GRP	1,385	1,776	0.00	0.00	4.74	69.39
	6	4509	IRONSHORE GRP	1,028	1,200	- 2.01	- 2.25	3.52	72.91
	7	626	ACE LTD GRP	1,017	843	0.00	0.00	3.48	76.39
	8	111	LIBERTY MUT GRP	1,013	1,046	0.01	0.01	3.46	79.85
	9	4701	TORUS INS GRP	818	1,119	- 14.74	- 14.74	2.80	82.65
	10	3416	AXIS CAPITAL GRP	553	554	- 10.70	- 10.48	1.89	84.54
			STATE TOTAL	29,244	30,430	22.14	27.09	100.00	100.00

PROPERTY AND CASUALTY INSURANCE INDUSTRY
MARKET SHARE REPORT - TOTAL PREMIUM
BY GROUP
12 - EARTHQUAKE

May 15, 2014

STATE	Rank	Group/ Company Code	Group/ Company Name	Direct Premiums Written (000)	Direct Premiums Earned (000)	Direct Loss to EP Ratio	Direct Loss & DCC to EP Ratio	Market Share %	Cumulative Market Share %
Georgia	1	3548	TRAVELERS GRP	3,958	3,917	- 37.88	- 39.01	24.79	24.79
	2	176	STATE FARM GRP	1,659	1,779	1.58	1.78	10.39	35.19
	3	12	AMERICAN INTL GRP	1,581	1,603	0.08	0.08	9.91	45.09
	4	212	ZURICH INS GRP	867	1,002	2.50	2.50	5.43	50.52
	5	111	LIBERTY MUT GRP	813	801	0.21	0.21	5.09	55.62
	6	1285	XL AMER GRP	694	683	- 1.60	- 1.69	4.35	59.96
	7	200	UNITED SERV AUTOMOBILE ASSN GRP	671	663	0.04	0.10	4.21	64.17
	8	785	MARKEL CORP GRP	642	688	35.64	35.57	4.02	68.19
	9	181	SWISS RE GRP	595	764	22.91	24.22	3.73	71.91
	10	3416	AXIS CAPITAL GRP	542	595	- 2.35	- 2.22	3.40	75.31
			**STATE TOTAL **	15,964	16,107	- 6.71	- 6.85	100.00	100.00
Hawaii	1	181	SWISS RE GRP	3,062	2,487	61.19	72.43	26.40	26.40
	2	12	AMERICAN INTL GRP	1,594	1,608	- 0.88	- 0.72	13.74	40.14
	3	626	ACE LTD GRP	1,572	1,483	- 3.50	- 3.50	13.55	53.69
	4	785	MARKEL CORP GRP	795	883	16.24	16.20	6.86	60.55
	5	200	UNITED SERV AUTOMOBILE ASSN GRP	509	517	- 0.05	0.02	4.39	64.94
	6	212	ZURICH INS GRP	436	399	0.80	0.80	3.76	68.70
	7	38	CHUBB INC GRP	414	403	0.00	0.00	3.56	72.26
	8	1285	XL AMER GRP	340	360	- 3.52	- 3.72	2.93	75.20
	9	922	AMERICAN ASSETS GRP	324	268	0.00	0.00	2.79	77.99
	10	3548	TRAVELERS GRP	317	303	- 26.23	- 27.01	2.73	80.73
			**STATE TOTAL **	11,602	11,397	12.47	14.95	100.00	100.00
Idaho	1	3548	TRAVELERS GRP	649	671	- 42.57	- 43.82	18.87	18.87
	2	3239	ALLIED WORLD ASSUR HOLDING GRP	318	268	6.61	7.34	9.24	28.11
	3	176	STATE FARM GRP	315	313	0.00	0.00	9.16	37.27
	4	200	UNITED SERV AUTOMOBILE ASSN GRP	299	292	0.10	0.13	8.69	45.96
	5	12	AMERICAN INTL GRP	297	283	0.02	0.02	8.63	54.59
	6	3416	AXIS CAPITAL GRP	191	145	- 10.99	- 11.11	5.54	60.13
	7	38	CHUBB INC GRP	146	139	0.00	0.00	4.23	64.36
	8	922	AMERICAN ASSETS GRP	107	89	0.00	0.00	3.10	67.46
	9	111	LIBERTY MUT GRP	98	91	0.89	0.89	2.84	70.30
	10	1285	XL AMER GRP	89	74	1.94	2.01	2.57	72.88
			**STATE TOTAL **	3,441	3,288	- 8.02	- 8.16	100.00	100.00
Illinois	1	176	STATE FARM GRP	20,896	20,733	0.00	0.00	32.85	32.85
	2	3548	TRAVELERS GRP	6,209	6,319	- 30.75	- 31.65	9.76	42.61
	3	12	AMERICAN INTL GRP	3,799	4,195	0.06	0.30	5.97	48.58
	4	111	LIBERTY MUT GRP	2,712	2,616	- 0.33	- 0.33	4.26	52.84
	5	280	AUTO OWNERS GRP	2,589	2,633	0.02	0.02	4.07	56.91
	6	1279	ARCH INS GRP	1,751	1,939	0.00	0.00	2.75	59.66
	7	140	NATIONWIDE CORP GRP	1,686	1,630	115.78	115.95	2.65	62.31
	8	212	ZURICH INS GRP	1,458	1,952	- 57.49	- 58.64	2.29	64.61
	9	200	UNITED SERV AUTOMOBILE ASSN GRP	1,389	1,359	0.03	0.07	2.18	66.79
	10	3416	AXIS CAPITAL GRP	1,351	1,140	- 9.03	- 9.09	2.12	68.91
			**STATE TOTAL **	63,616	63,666	- 1.66	- 1.73	100.00	100.00
Indiana	1	176	STATE FARM GRP	9,034	8,991	0.00	0.00	24.91	24.91
	2	3548	TRAVELERS GRP	4,264	3,995	- 28.70	- 29.54	11.76	36.66
	3	111	LIBERTY MUT GRP	3,188	3,075	0.65	0.65	8.79	45.45
	4	280	AUTO OWNERS GRP	2,646	2,671	0.02	0.02	7.30	52.75
	5	22624	INDIANA FARMERS MUT INS CO	1,394	1,336	2.35	2.33	3.84	56.59
	6	175	STATE AUTO MUT GRP	1,064	1,098	0.00	0.00	2.93	59.53
	7	212	ZURICH INS GRP	966	1,007	3.65	3.65	2.66	62.19
	8	12	AMERICAN INTL GRP	911	1,159	0.06	0.06	2.51	64.70
	9	473	AMERICAN FAMILY INS GRP	732	732	0.00	0.00	2.02	66.72
	10	140	NATIONWIDE CORP GRP	712	685	- 1.00	- 0.77	1.96	68.68
			**STATE TOTAL **	36,269	35,598	- 2.95	- 3.01	100.00	100.00

PROPERTY AND CASUALTY INSURANCE INDUSTRY
MARKET SHARE REPORT - TOTAL PREMIUM
BY GROUP
12 - EARTHQUAKE

May 15, 2014

STATE	Rank	Group/ Company Code	Group/ Company Name	Direct Premiums Written (000)	Direct Premiums Earned (000)	Direct Loss to EP Ratio	Direct Loss & DCC to EP Ratio	Market Share %	Cumulative Market Share %
Iowa	1	3548	TRAVELERS GRP	1,464	1,429	- 40.28	- 41.47	28.85	28.85
	2	12	AMERICAN INTL GRP	774	803	0.08	0.08	15.26	44.10
	3	176	STATE FARM GRP	511	507	0.00	0.00	10.06	54.16
	4	140	NATIONWIDE CORP GRP	266	274	0.11	0.11	5.23	59.39
	5	111	LIBERTY MUT GRP	175	175	- 0.02	- 0.02	3.44	62.83
	6	1285	XL AMER GRP	155	143	- 3.08	- 3.24	3.06	65.89
	7	761	ALLIANZ INS GRP	121	144	- 0.83	- 1.01	2.38	68.27
	8	280	AUTO OWNERS GRP	119	113	0.02	0.02	2.35	70.62
	9	228	WESTFIELD GRP	112	108	0.00	0.02	2.20	72.82
	10	212	ZURICH INS GRP	105	122	9.55	9.55	2.06	74.88
			STATE TOTAL	5,076	5,051	- 12.17	- 12.51	100.00	100.00
Kansas	1	3548	TRAVELERS GRP	2,381	2,037	- 33.79	- 34.79	31.32	31.32
	2	176	STATE FARM GRP	1,137	1,130	- 0.55	- 0.03	14.95	46.27
	3	761	ALLIANZ INS GRP	470	365	0.60	2.86	6.18	52.46
	4	12	AMERICAN INTL GRP	458	859	0.05	0.05	6.02	58.48
	5	111	LIBERTY MUT GRP	370	394	- 0.04	- 0.04	4.87	63.35
	6	473	AMERICAN FAMILY INS GRP	251	249	0.00	0.00	3.30	66.64
	7	140	NATIONWIDE CORP GRP	230	222	18.52	18.59	3.03	69.67
	8	69	FARMERS INS GRP	209	217	- 0.06	- 0.07	2.75	72.42
	9	1285	XL AMER GRP	174	126	- 1.50	- 1.60	2.28	74.71
	10	62	EMC INS CO GRP	164	161	0.00	0.00	2.15	76.86
			STATE TOTAL	7,602	7,488	- 11.00	- 10.61	100.00	100.00
Kentucky	1	176	STATE FARM GRP	10,881	10,748	- 0.06	0.08	26.30	26.30
	2	111	LIBERTY MUT GRP	5,441	5,223	- 0.63	- 0.60	13.15	39.46
	3	8	ALLSTATE INS GRP	2,402	2,276	19.74	22.44	5.81	45.26
	4	175	STATE AUTO MUT GRP	2,329	2,407	- 0.54	- 0.42	5.63	50.89
	5	280	AUTO OWNERS GRP	2,153	2,191	- 0.02	0.03	5.20	56.10
	6	3548	TRAVELERS GRP	2,011	2,049	- 16.90	- 17.39	4.86	60.96
	7	140	NATIONWIDE CORP GRP	1,312	1,223	- 5.13	- 4.92	3.17	64.13
	8	200	UNITED SERV AUTOMOBILE ASSN GRP	1,274	1,245	- 0.03	0.00	3.08	67.21
	9	12	AMERICAN INTL GRP	1,137	1,640	0.04	0.04	2.75	69.96
	10	212	ZURICH INS GRP	1,124	1,029	1.17	1.17	2.72	72.68
			STATE TOTAL	41,366	40,823	- 2.35	- 2.22	100.00	100.00
Louisiana	1	12	AMERICAN INTL GRP	1,880	2,508	0.06	0.06	22.39	22.39
	2	176	STATE FARM GRP	761	750	0.00	0.00	9.06	31.45
	3	3548	TRAVELERS GRP	754	599	- 49.66	- 51.16	8.97	40.42
	4	111	LIBERTY MUT GRP	717	669	0.00	0.00	8.54	48.96
	5	785	MARKEL CORP GRP	563	545	15.21	15.11	6.70	55.66
	6	626	ACE LTD GRP	514	242	0.00	0.00	6.12	61.78
	7	1279	ARCH INS GRP	511	536	0.00	0.00	6.09	67.87
	8	761	ALLIANZ INS GRP	271	288	- 0.46	- 0.20	3.23	71.10
	9	212	ZURICH INS GRP	254	237	7.07	7.07	3.03	74.12
	10	4701	TORUS INS GRP	250	406	- 44.13	- 44.13	2.98	77.10
			STATE TOTAL	8,398	8,655	- 4.65	- 4.71	100.00	100.00
Maine	1	181	SWISS RE GRP	337	192	9.28	10.92	17.92	17.92
	2	3548	TRAVELERS GRP	301	283	- 34.91	- 35.95	16.03	33.95
	3	111	LIBERTY MUT GRP	228	223	0.48	0.48	12.11	46.06
	4	212	ZURICH INS GRP	176	156	1.14	1.14	9.35	55.41
	5	38	CHUBB INC GRP	160	159	0.00	0.00	8.51	63.92
	6	12	AMERICAN INTL GRP	106	96	0.07	0.07	5.65	69.57
	7	176	STATE FARM GRP	77	72	0.00	0.00	4.09	73.67
	8	1285	XL AMER GRP	64	41	1.14	1.20	3.42	77.09
	9	200	UNITED SERV AUTOMOBILE ASSN GRP	62	61	0.07	0.04	3.28	80.37
	10	234	VERMONT MUT GRP	54	47	0.00	0.00	2.89	83.26
			STATE TOTAL	1,879	1,690	- 7.01	- 7.04	100.00	100.00

PROPERTY AND CASUALTY INSURANCE INDUSTRY
MARKET SHARE REPORT - TOTAL PREMIUM
BY GROUP
12 - EARTHQUAKE

May 15, 2014

STATE	Rank	Group/ Company Code	Group/ Company Name	Direct Premiums Written (000)	Direct Premiums Earned (000)	Direct Loss to EP Ratio	Direct Loss & DCC to EP Ratio	Market Share %	Cumulative Market Share %
Maryland	1	3548	TRAVELERS GRP	2,778	2,391	- 30.40	- 31.30	23.69	23.69
	2	3239	ALLIED WORLD ASSUR HOLDING GRP	1,228	942	4.65	5.16	10.47	34.16
	3	12	AMERICAN INTL GRP	1,091	1,492	- 33.55	- 33.03	9.30	43.46
	4	176	STATE FARM GRP	1,002	966	- 0.94	- 0.39	8.55	52.01
	5	212	ZURICH INS GRP	804	568	3.05	3.08	6.86	58.87
	6	200	UNITED SERV AUTOMOBILE ASSN GRP	652	629	- 0.15	- 0.08	5.56	64.42
	7	361	MUNICH RE GRP	605	582	12.42	13.05	5.16	69.58
	8	140	NATIONWIDE CORP GRP	375	346	- 1.63	- 1.53	3.20	72.78
	9	626	ACE LTD GRP	367	225	- 0.17	- 0.19	3.13	75.92
	10	31	BERKSHIRE HATHAWAY GRP	367	195	70.31	78.12	3.13	79.04
			**STATE TOTAL **	11,728	10,760	- 9.73	- 9.58	100.00	100.00
Massachusetts	1	12	AMERICAN INTL GRP	2,663	2,885	0.06	0.06	13.44	13.44
	2	3548	TRAVELERS GRP	2,640	2,512	- 25.42	- 26.12	13.33	26.77
	3	212	ZURICH INS GRP	1,882	1,736	1.05	1.05	9.50	36.27
	4	38	CHUBB INC GRP	1,554	1,566	0.00	0.00	7.84	44.11
	5	111	LIBERTY MUT GRP	1,304	1,335	- 0.21	- 0.20	6.58	50.70
	6	626	ACE LTD GRP	980	896	- 0.02	- 0.02	4.95	55.65
	7	234	VERMONT MUT GRP	929	686	0.00	0.00	4.69	60.34
	8	28	AMICA MUT GRP	795	789	0.00	0.00	4.01	64.35
	9	586	ARBELLA INS GRP	777	778	0.00	0.00	3.92	68.27
	10	181	SWISS RE GRP	742	680	0.22	0.26	3.75	72.02
			**STATE TOTAL **	19,809	18,967	- 4.81	- 4.91	100.00	100.00
Michigan	1	3548	TRAVELERS GRP	2,551	2,521	- 35.36	- 36.41	34.52	34.52
	2	12	AMERICAN INTL GRP	1,123	1,514	-2032.59	-2034.24	15.20	49.71
	3	761	ALLIANZ INS GRP	482	501	0.13	0.22	6.52	56.23
	4	111	LIBERTY MUT GRP	378	366	- 0.28	- 0.28	5.11	61.34
	5	280	AUTO OWNERS GRP	342	342	0.02	0.02	4.63	65.97
	6	1285	XL AMER GRP	290	259	- 0.02	- 0.03	3.93	69.90
	7	3416	AXIS CAPITAL GRP	254	226	- 9.26	- 9.22	3.43	73.34
	8	212	ZURICH INS GRP	234	244	4.09	4.35	3.17	76.51
	9	176	STATE FARM GRP	171	171	0.00	0.00	2.31	78.82
	10	501	ALLEGHANY GRP	145	142	0.00	0.00	1.97	80.78
			**STATE TOTAL **	7,390	7,979	-409.13	-410.13	100.00	100.00
Minnesota	1	3548	TRAVELERS GRP	2,372	2,119	- 38.37	- 39.51	39.72	39.72
	2	12	AMERICAN INTL GRP	748	1,039	0.06	0.06	12.52	52.25
	3	212	ZURICH INS GRP	560	186	6.17	6.17	9.38	61.63
	4	111	LIBERTY MUT GRP	318	338	- 0.02	- 0.02	5.32	66.95
	5	1285	XL AMER GRP	272	228	- 3.15	- 3.33	4.55	71.51
	6	761	ALLIANZ INS GRP	205	223	- 0.97	- 1.12	3.43	74.94
	7	218	CNA INS GRP	168	159	3.20	3.88	2.81	77.74
	8	984	HCC INS HOLDINGS GRP	157	236	-156.53	-156.53	2.63	80.37
	9	31	BERKSHIRE HATHAWAY GRP	117	46	63.03	70.03	1.95	82.33
	10	626	ACE LTD GRP	110	106	- 1.99	- 2.14	1.84	84.17
			**STATE TOTAL **	5,972	5,826	- 18.91	- 19.10	100.00	100.00
Mississippi	1	176	STATE FARM GRP	5,103	4,980	0.00	0.00	28.08	28.08
	2	140	NATIONWIDE CORP GRP	2,177	2,011	2.23	2.31	11.98	40.06
	3	3548	TRAVELERS GRP	1,455	1,484	- 29.84	- 30.72	8.01	48.07
	4	212	ZURICH INS GRP	1,217	996	0.86	0.86	6.70	54.76
	5	111	LIBERTY MUT GRP	1,115	1,085	0.01	0.01	6.13	60.90
	6	181	SWISS RE GRP	671	609	1.64	1.64	3.69	64.59
	7	241	METROPOLITAN GRP	623	657	3.46	3.59	3.43	68.02
	8	123	SHELTER INS GRP	486	489	0.00	0.00	2.68	70.70
	9	175	STATE AUTO MUT GRP	456	438	0.00	0.00	2.51	73.20
	10	12	AMERICAN INTL GRP	443	625	0.06	0.06	2.44	75.64
			**STATE TOTAL **	18,174	17,993	- 2.19	- 2.24	100.00	100.00

PROPERTY AND CASUALTY INSURANCE INDUSTRY
MARKET SHARE REPORT - TOTAL PREMIUM
BY GROUP
12 - EARTHQUAKE

May 15, 2014

STATE	Rank	Group/ Company Code	Group/ Company Name	Direct Premiums Written (000)	Direct Premiums Earned (000)	Direct Loss to EP Ratio	Direct Loss & DCC to EP Ratio	Market Share %	Cumulative Market Share %
Missouri	1	176	STATE FARM GRP	23,598	23,435	0.03	0.05	26.13	26.13
	2	111	LIBERTY MUT GRP	8,965	8,811	- 0.27	- 0.27	9.93	36.06
	3	473	AMERICAN FAMILY INS GRP	7,715	7,441	0.01	0.01	8.54	44.60
	4	3548	TRAVELERS GRP	5,426	5,908	- 16.07	- 16.53	6.01	50.61
	5	123	SHELTER INS GRP	4,812	4,980	0.00	0.03	5.33	55.94
	6	140	NATIONWIDE CORP GRP	3,851	3,689	0.45	0.46	4.26	60.20
	7	69	FARMERS INS GRP	3,537	3,385	0.01	0.00	3.92	64.12
	8	761	ALLIANZ INS GRP	2,860	2,881	1.45	6.28	3.17	67.28
	9	200	UNITED SERV AUTOMOBILE ASSN GRP	2,812	2,745	0.10	0.13	3.11	70.40
	10	12	AMERICAN INTL GRP	2,336	2,515	0.05	0.05	2.59	72.98
			**STATE TOTAL **	90,310	89,944	- 2.02	- 1.89	100.00	100.00
Montana	1	176	STATE FARM GRP	852	843	0.00	0.00	21.33	21.33
	2	3548	TRAVELERS GRP	495	622	- 37.17	- 38.24	12.40	33.72
	3	12	AMERICAN INTL GRP	456	469	0.02	0.02	11.42	45.14
	4	38	CHUBB INC GRP	400	440	0.00	0.00	10.02	55.16
	5	200	UNITED SERV AUTOMOBILE ASSN GRP	381	375	0.04	0.07	9.55	64.71
	6	111	LIBERTY MUT GRP	295	297	0.14	0.14	7.40	72.11
	7	626	ACE LTD GRP	136	135	0.00	0.00	3.41	75.51
	8	69	FARMERS INS GRP	112	111	- 0.01	- 0.02	2.79	78.31
	9	91	HARTFORD FIRE & CAS GRP	101	91	0.00	2.86	2.53	80.83
	10	140	NATIONWIDE CORP GRP	97	96	35.69	35.69	2.43	83.26
			**STATE TOTAL **	3,993	4,088	- 4.84	- 4.93	100.00	100.00
Nebraska	1	3548	TRAVELERS GRP	549	540	- 53.54	- 55.16	20.55	20.55
	2	176	STATE FARM GRP	291	292	0.00	0.00	10.92	31.46
	3	761	ALLIANZ INS GRP	228	82	0.23	0.87	8.55	40.01
	4	12	AMERICAN INTL GRP	228	392	0.07	0.07	8.54	48.55
	5	212	ZURICH INS GRP	203	191	2.19	2.19	7.60	56.15
	6	111	LIBERTY MUT GRP	155	151	0.00	0.00	5.79	61.94
	7	1285	XL AMER GRP	101	85	- 2.67	- 2.81	3.79	65.73
	8	140	NATIONWIDE CORP GRP	83	81	0.18	0.23	3.09	68.82
	9	3416	AXIS CAPITAL GRP	80	65	- 28.47	- 28.63	3.01	71.83
	10	626	ACE LTD GRP	79	78	- 0.13	- 0.13	2.94	74.77
			**STATE TOTAL **	2,670	2,660	- 11.90	- 12.21	100.00	100.00
Nevada	1	176	STATE FARM GRP	2,920	2,941	0.00	0.00	14.68	14.68
	2	212	ZURICH INS GRP	2,861	2,629	0.49	0.49	14.38	29.05
	3	3548	TRAVELERS GRP	2,792	2,717	- 36.27	- 37.35	14.03	43.09
	4	200	UNITED SERV AUTOMOBILE ASSN GRP	1,420	1,430	0.00	0.04	7.14	50.22
	5	69	FARMERS INS GRP	1,080	1,126	0.08	1.18	5.43	55.65
	6	1278	CSAA INS GRP	987	1,000	1.54	2.11	4.96	60.61
	7	111	LIBERTY MUT GRP	928	899	0.02	0.02	4.66	65.28
	8	181	SWISS RE GRP	870	841	0.00	0.00	4.37	69.65
	9	12	AMERICAN INTL GRP	840	1,302	0.05	0.05	4.22	73.87
	10	31	BERKSHIRE HATHAWAY GRP	475	74	67.92	75.47	2.39	76.26
			**STATE TOTAL **	19,898	19,972	- 4.87	- 4.84	100.00	100.00
New Hampshire	1	111	LIBERTY MUT GRP	426	427	0.38	0.38	16.62	16.62
	2	176	STATE FARM GRP	207	208	0.00	0.72	8.07	24.69
	3	212	ZURICH INS GRP	204	202	0.70	0.70	7.95	32.65
	4	12	AMERICAN INTL GRP	195	200	0.06	0.06	7.60	40.25
	5	200	UNITED SERV AUTOMOBILE ASSN GRP	179	174	0.05	0.09	6.97	47.21
	6	3548	TRAVELERS GRP	173	198	- 38.22	- 39.34	6.77	53.98
	7	38	CHUBB INC GRP	134	130	0.00	0.00	5.21	59.20
	8	28	AMICA MUT GRP	127	125	0.00	0.41	4.95	64.14
	9	234	VERMONT MUT GRP	124	103	0.00	0.00	4.84	68.98
	10	88	THE HANOVER INS GRP	121	109	0.00	0.00	4.74	73.72
			**STATE TOTAL **	2,563	2,561	- 3.53	- 3.48	100.00	100.00

PROPERTY AND CASUALTY INSURANCE INDUSTRY
MARKET SHARE REPORT - TOTAL PREMIUM
BY GROUP
12 - EARTHQUAKE

May 15, 2014

STATE	Rank	Group/ Company Code	Group/ Company Name	Direct Premiums Written (000)	Direct Premiums Earned (000)	Direct Loss to EP Ratio	Direct Loss & DCC to EP Ratio	Market Share %	Cumulative Market Share %
New Jersey	1	3548	TRAVELERS GRP	3,992	3,898	- 34.99	- 35.99	23.92	23.92
	2	12	AMERICAN INTL GRP	2,561	2,931	- 2.35	- 2.35	15.35	39.27
	3	212	ZURICH INS GRP	1,192	1,356	2.59	2.59	7.15	46.42
	4	111	LIBERTY MUT GRP	1,065	993	- 0.13	- 0.13	6.38	52.80
	5	1285	XL AMER GRP	659	513	- 1.83	- 1.94	3.95	56.75
	6	796	QBE INS GRP	587	391	- 54.92	- 66.58	3.52	60.27
	7	761	ALLIANZ INS GRP	578	573	- 0.17	0.28	3.47	63.74
	8	38	CHUBB INC GRP	571	542	0.01	0.01	3.42	67.16
	9	626	ACE LTD GRP	558	504	- 1.52	- 1.55	3.35	70.50
	10	181	SWISS RE GRP	478	435	3.68	4.83	2.87	73.37
			STATE TOTAL	16,687	16,161	- 9.59	- 10.00	100.00	100.00
New Mexico	1	3548	TRAVELERS GRP	445	373	- 31.86	- 32.81	18.74	18.74
	2	12	AMERICAN INTL GRP	376	420	0.07	0.07	15.83	34.56
	3	176	STATE FARM GRP	254	253	0.00	0.00	10.68	45.24
	4	200	UNITED SERV AUTOMOBILE ASSN GRP	239	219	0.85	0.90	10.05	55.30
	5	3416	AXIS CAPITAL GRP	176	157	- 11.23	- 11.25	7.40	62.70
	6	212	ZURICH INS GRP	95	104	3.12	3.12	4.01	66.71
	7	111	LIBERTY MUT GRP	92	102	- 0.01	- 0.01	3.85	70.56
	8	38	CHUBB INC GRP	90	89	0.00	0.00	3.80	74.37
	9	181	SWISS RE GRP	83	104	0.00	0.00	3.50	77.87
	10	69	FARMERS INS GRP	79	77	1.01	1.03	3.30	81.18
			STATE TOTAL	2,376	2,360	- 6.17	- 6.32	100.00	100.00
New York	1	3548	TRAVELERS GRP	10,408	9,615	- 36.26	- 37.32	23.54	23.54
	2	12	AMERICAN INTL GRP	8,329	9,354	- 33.63	- 33.63	18.84	42.38
	3	212	ZURICH INS GRP	5,368	4,788	21.86	21.37	12.14	54.52
	4	796	QBE INS GRP	2,078	1,792	-133.98	-162.40	4.70	59.22
	5	31	BERKSHIRE HATHAWAY GRP	1,767	373	66.74	74.16	4.00	63.22
	6	111	LIBERTY MUT GRP	1,637	1,517	0.11	0.11	3.70	66.92
	7	181	SWISS RE GRP	1,428	1,420	2.33	2.76	3.23	70.15
	8	761	ALLIANZ INS GRP	1,143	1,192	- 0.08	0.72	2.59	72.73
	9	38	CHUBB INC GRP	1,072	1,043	0.00	0.00	2.42	75.16
	10	176	STATE FARM GRP	1,010	1,013	0.00	0.00	2.28	77.44
			STATE TOTAL	44,211	41,903	- 19.69	- 21.03	100.00	100.00
North Carolina	1	3548	TRAVELERS GRP	3,179	2,721	- 32.10	- 33.05	25.93	25.93
	2	12	AMERICAN INTL GRP	1,490	1,567	0.08	0.08	12.15	38.08
	3	212	ZURICH INS GRP	715	714	3.99	3.99	5.83	43.92
	4	176	STATE FARM GRP	627	620	0.00	0.00	5.11	49.03
	5	111	LIBERTY MUT GRP	612	638	0.96	0.96	4.99	54.02
	6	1285	XL AMER GRP	569	518	0.17	0.18	4.64	58.66
	7	200	UNITED SERV AUTOMOBILE ASSN GRP	538	525	0.04	0.16	4.39	63.04
	8	761	ALLIANZ INS GRP	512	543	0.12	0.95	4.18	67.22
	9	181	SWISS RE GRP	396	376	0.24	0.28	3.23	70.45
	10	626	ACE LTD GRP	384	396	0.00	0.00	3.13	73.58
			STATE TOTAL	12,261	11,969	- 6.42	- 6.65	100.00	100.00
North Dakota	1	3548	TRAVELERS GRP	363	225	- 23.85	- 24.56	30.89	30.89
	2	212	ZURICH INS GRP	172	88	2.08	2.08	14.64	45.54
	3	12	AMERICAN INTL GRP	125	170	0.06	0.06	10.65	56.19
	4	3239	ALLIED WORLD ASSUR HOLDING GRP	100	79	- 5.56	- 6.18	8.51	64.70
	5	361	MUNICH RE GRP	65	65	13.01	13.58	5.54	70.24
	6	761	ALLIANZ INS GRP	55	50	- 1.54	- 1.81	4.67	74.90
	7	218	CNA INS GRP	51	52	3.10	3.16	4.33	79.24
	8	1285	XL AMER GRP	49	47	0.14	0.02	4.13	83.36
	9	626	ACE LTD GRP	47	19	0.00	0.00	4.00	87.37
	10	501	ALLEGHANY GRP	29	24	0.00	0.00	2.43	89.80
			STATE TOTAL	1,176	939	- 7.10	- 7.26	100.00	100.00

PROPERTY AND CASUALTY INSURANCE INDUSTRY
MARKET SHARE REPORT - TOTAL PREMIUM
BY GROUP
12 - EARTHQUAKE

May 15, 2014

STATE	Rank	Group/ Company Code	Group/ Company Name	Direct Premiums Written (000)	Direct Premiums Earned (000)	Direct Loss to EP Ratio	Direct Loss & DCC to EP Ratio	Market Share %	Cumulative Market Share %
Ohio	1	3548	TRAVELERS GRP	4,118	4,117	- 34.65	- 35.67	14.31	14.31
	2	176	STATE FARM GRP	3,445	3,435	0.00	0.00	11.97	26.28
	3	12	AMERICAN INTL GRP	2,383	2,780	1.58	1.58	8.28	34.56
	4	111	LIBERTY MUT GRP	1,972	2,047	5.78	5.78	6.85	41.42
	5	228	WESTFIELD GRP	1,779	1,736	0.08	0.10	6.18	47.60
	6	140	NATIONWIDE CORP GRP	1,571	1,573	- 1.98	- 2.14	5.46	53.06
	7	267	GRANGE MUT CAS GRP	1,420	1,404	0.00	0.09	4.94	57.99
	8	280	AUTO OWNERS GRP	1,246	1,242	0.02	0.02	4.33	62.32
	9	212	ZURICH INS GRP	1,227	1,164	2.59	2.59	4.26	66.59
	10	175	STATE AUTO MUT GRP	912	946	0.00	0.00	3.17	69.76
			**STATE TOTAL **	28,777	30,491	- 4.52	- 4.18	100.00	100.00
Oklahoma	1	3548	TRAVELERS GRP	2,937	2,861	- 41.84	- 43.04	22.41	22.41
	2	176	STATE FARM GRP	2,590	2,263	11.66	17.83	19.76	42.17
	3	69	FARMERS INS GRP	1,434	1,286	0.01	0.43	10.94	53.12
	4	200	UNITED SERV AUTOMOBILE ASSN GRP	1,019	849	1.55	1.71	7.78	60.89
	5	12	AMERICAN INTL GRP	718	957	- 1.61	- 1.54	5.48	66.37
	6	111	LIBERTY MUT GRP	631	552	- 0.01	- 0.01	4.82	71.19
	7	212	ZURICH INS GRP	417	390	1.56	1.56	3.18	74.37
	8	1278	CSAA INS GRP	398	282	20.04	23.60	3.04	77.41
	9	3416	AXIS CAPITAL GRP	260	196	- 9.65	- 14.81	1.98	79.40
	10	761	ALLIANZ INS GRP	257	252	- 0.41	- 0.49	1.96	81.36
			**STATE TOTAL **	13,107	12,210	- 7.69	- 6.55	100.00	100.00
Oregon	1	176	STATE FARM GRP	16,446	16,536	0.00	0.00	26.01	26.01
	2	111	LIBERTY MUT GRP	7,542	7,685	- 0.01	- 0.01	11.93	37.93
	3	69	FARMERS INS GRP	4,728	4,825	0.07	0.17	7.48	45.41
	4	212	ZURICH INS GRP	4,296	3,493	0.27	0.27	6.79	52.20
	5	200	UNITED SERV AUTOMOBILE ASSN GRP	2,448	2,368	0.13	0.16	3.87	56.07
	6	3829	GEOVERA HOLDINGS INC GRP	2,389	2,277	0.00	0.00	3.78	59.85
	7	3548	TRAVELERS GRP	2,212	2,156	- 13.82	- 14.21	3.50	63.35
	8	473	AMERICAN FAMILY INS GRP	1,947	1,900	0.00	0.00	3.08	66.43
	9	361	MUNICH RE GRP	1,489	1,386	5.48	5.76	2.35	68.78
	10	3416	AXIS CAPITAL GRP	1,415	1,144	- 5.91	- 5.97	2.24	71.02
			**STATE TOTAL **	63,239	60,944	- 0.55	- 0.52	100.00	100.00
Pennsylvania	1	3548	TRAVELERS GRP	4,034	4,188	- 35.53	- 36.58	27.09	27.09
	2	12	AMERICAN INTL GRP	2,301	2,813	- 73.08	- 73.08	15.45	42.53
	3	111	LIBERTY MUT GRP	1,187	1,173	- 0.14	- 0.14	7.97	50.50
	4	176	STATE FARM GRP	910	898	- 1.38	- 1.07	6.11	56.61
	5	212	ZURICH INS GRP	828	831	3.90	3.90	5.56	62.18
	6	1285	XL AMER GRP	669	589	- 0.85	- 0.90	4.49	66.66
	7	761	ALLIANZ INS GRP	664	692	- 0.32	- 0.10	4.46	71.12
	8	140	NATIONWIDE CORP GRP	433	445	- 15.09	- 14.69	2.91	74.03
	9	200	UNITED SERV AUTOMOBILE ASSN GRP	361	347	- 0.41	- 0.37	2.43	76.46
	10	38	CHUBB INC GRP	348	318	0.00	0.00	2.34	78.79
			**STATE TOTAL **	14,892	15,386	17.33	17.05	100.00	100.00
Rhode Island	1	12	AMERICAN INTL GRP	288	350	0.06	0.06	12.99	12.99
	2	28	AMICA MUT GRP	272	266	0.00	0.00	12.28	25.27
	3	3548	TRAVELERS GRP	242	481	- 47.60	- 48.98	10.92	36.19
	4	111	LIBERTY MUT GRP	231	232	- 0.10	- 0.10	10.44	46.63
	5	140	NATIONWIDE CORP GRP	187	170	1.33	2.02	8.42	55.05
	6	626	ACE LTD GRP	170	91	0.00	0.00	7.67	62.73
	7	212	ZURICH INS GRP	94	100	2.57	2.57	4.25	66.98
	8	181	SWISS RE GRP	77	59	0.00	0.00	3.48	70.46
	9	38	CHUBB INC GRP	73	75	0.00	0.00	3.28	73.75
	10	501	ALLEGHANY GRP	70	76	0.00	0.00	3.16	76.90
			**STATE TOTAL **	2,215	2,382	6.30	6.09	100.00	100.00

PROPERTY AND CASUALTY INSURANCE INDUSTRY
MARKET SHARE REPORT - TOTAL PREMIUM
BY GROUP
12 - EARTHQUAKE

May 15, 2014

STATE	Rank	Group/ Company Code	Group/ Company Name	Direct Premiums Written (000)	Direct Premiums Earned (000)	Direct Loss to EP Ratio	Direct Loss & DCC to EP Ratio	Market Share %	Cumulative Market Share %
South Carolina	1	176	STATE FARM GRP	9,752	9,385	0.00	0.00	26.57	26.57
	2	12	AMERICAN INTL GRP	3,917	4,052	0.03	0.03	10.67	37.24
	3	140	NATIONWIDE CORP GRP	3,518	3,679	2.85	2.86	9.59	46.83
	4	200	UNITED SERV AUTOMOBILE ASSN GRP	3,266	3,274	0.04	0.08	8.90	55.73
	5	3548	TRAVELERS GRP	2,326	2,403	- 17.17	- 17.67	6.34	62.06
	6	212	ZURICH INS GRP	1,878	1,801	0.83	0.83	5.12	67.18
	7	111	LIBERTY MUT GRP	1,148	1,220	0.94	0.94	3.13	70.31
	8	785	MARKEL CORP GRP	1,121	1,146	22.99	22.97	3.05	73.36
	9	181	SWISS RE GRP	1,089	951	0.24	0.26	2.97	76.33
	10	38	CHUBB INC GRP	967	1,018	0.00	0.00	2.64	78.97
			STATE TOTAL	36,702	36,546	- 0.23	- 0.21	100.00	100.00
South Dakota	1	3548	TRAVELERS GRP	252	225	- 33.97	- 34.99	38.05	38.05
	2	12	AMERICAN INTL GRP	127	190	0.06	0.06	19.22	57.26
	3	984	HCC INS HOLDINGS GRP	60	58	1.73	1.73	9.01	66.27
	4	1285	XL AMER GRP	43	36	1.85	1.95	6.52	72.79
	5	212	ZURICH INS GRP	35	38	5.18	5.18	5.29	78.09
	6	111	LIBERTY MUT GRP	26	23	0.00	0.00	3.88	81.96
	7	176	STATE FARM GRP	18	18	0.00	0.00	2.69	84.65
	8	3416	AXIS CAPITAL GRP	16	24	- 24.00	- 24.33	2.48	87.13
	9	200	UNITED SERV AUTOMOBILE ASSN GRP	11	11	- 0.11	- 0.07	1.65	88.78
	10	218	CNA INS GRP	7	7	0.13	0.13	1.09	89.87
			STATE TOTAL	662	727	- 11.26	- 11.59	100.00	100.00
Tennessee	1	176	STATE FARM GRP	24,770	24,888	0.00	0.00	31.91	31.91
	2	111	LIBERTY MUT GRP	6,757	6,740	- 0.01	- 0.01	8.70	40.61
	3	200	UNITED SERV AUTOMOBILE ASSN GRP	5,141	4,918	0.09	0.13	6.62	47.23
	4	3548	TRAVELERS GRP	5,098	5,037	- 23.26	- 23.94	6.57	53.80
	5	140	NATIONWIDE CORP GRP	4,311	5,116	- 0.14	- 0.03	5.55	59.35
	6	3416	AXIS CAPITAL GRP	2,803	2,891	- 8.72	- 8.87	3.61	62.96
	7	212	ZURICH INS GRP	2,586	2,158	0.70	0.70	3.33	66.29
	8	181	SWISS RE GRP	2,214	1,981	0.06	0.07	2.85	69.14
	9	12	AMERICAN INTL GRP	1,998	2,134	0.07	0.07	2.57	71.72
	10	38	CHUBB INC GRP	1,915	1,856	0.00	0.00	2.47	74.18
			STATE TOTAL	77,636	77,113	- 1.79	- 1.78	100.00	100.00
Texas	1	12	AMERICAN INTL GRP	7,672	9,703	0.80	0.82	22.74	22.74
	2	3548	TRAVELERS GRP	7,612	7,467	- 40.48	- 41.68	22.56	45.29
	3	111	LIBERTY MUT GRP	2,809	2,687	0.06	0.06	8.32	53.62
	4	761	ALLIANZ INS GRP	1,753	1,929	- 0.10	0.02	5.19	58.81
	5	626	ACE LTD GRP	1,486	1,277	2.73	2.72	4.41	63.22
	6	212	ZURICH INS GRP	1,318	1,224	5.30	5.30	3.91	67.12
	7	3239	ALLIED WORLD ASSUR HOLDING GRP	1,282	1,571	- 3.31	- 3.68	3.80	70.92
	8	1285	XL AMER GRP	1,092	942	- 0.21	- 0.22	3.23	74.16
	9	3416	AXIS CAPITAL GRP	1,051	926	- 7.77	- 7.73	3.11	77.27
	10	785	MARKEL CORP GRP	980	1,645	19.96	19.83	2.91	80.18
			STATE TOTAL	33,743	36,618	- 0.74	- 0.82	100.00	100.00
Utah	1	176	STATE FARM GRP	8,700	8,608	0.00	0.00	22.32	22.32
	2	69	FARMERS INS GRP	7,577	6,998	0.01	0.01	19.44	41.76
	3	200	UNITED SERV AUTOMOBILE ASSN GRP	3,204	3,096	0.14	0.17	8.22	49.98
	4	212	ZURICH INS GRP	1,651	1,543	0.24	0.24	4.24	54.21
	5	12	AMERICAN INTL GRP	1,306	1,400	0.06	0.06	3.35	57.56
	6	140	NATIONWIDE CORP GRP	1,269	1,231	1.19	1.19	3.26	60.82
	7	111	LIBERTY MUT GRP	1,244	1,242	- 0.02	- 0.02	3.19	64.01
	8	181	SWISS RE GRP	1,173	1,087	3.22	3.68	3.01	67.02
	9	473	AMERICAN FAMILY INS GRP	1,112	1,084	0.00	0.00	2.85	69.87
	10	3548	TRAVELERS GRP	1,101	1,086	- 14.65	- 15.07	2.82	72.70
			STATE TOTAL	38,977	37,516	- 0.20	- 0.19	100.00	100.00

PROPERTY AND CASUALTY INSURANCE INDUSTRY
MARKET SHARE REPORT - TOTAL PREMIUM
BY GROUP
12 - EARTHQUAKE

May 15, 2014

STATE	Rank	Group/ Company Code	Group/ Company Name	Direct Premiums Written (000)	Direct Premiums Earned (000)	Direct Loss to EP Ratio	Direct Loss & DCC to EP Ratio	Market Share %	Cumulative Market Share %
Vermont	1	11409	QUEEN CITY ASSUR INC	27,500	27,500	0.00	0.00	97.04	97.04
	2	234	VERMONT MUT GRP	119	108	0.00	0.00	0.42	97.46
	3	111	LIBERTY MUT GRP	112	101	0.21	0.21	0.40	97.86
	4	176	STATE FARM GRP	94	94	0.00	0.00	0.33	98.19
	5	12	AMERICAN INTL GRP	82	140	0.05	0.05	0.29	98.48
	6	3548	TRAVELERS GRP	53	52	- 34.90	- 36.01	0.19	98.67
	7	200	UNITED SERV AUTOMOBILE ASSN GRP	49	47	0.06	0.09	0.17	98.84
	8	38	CHUBB INC GRP	47	47	0.00	0.00	0.17	99.00
	9	212	ZURICH INS GRP	42	36	5.03	5.03	0.15	99.15
	10	501	ALLEGHANY GRP	39	40	0.00	0.00	0.14	99.29
			**STATE TOTAL **	28,337	28,365	- 0.08	- 0.08	100.00	100.00
Virginia	1	3548	TRAVELERS GRP	3,770	3,587	- 31.59	- 32.46	21.99	21.99
	2	12	AMERICAN INTL GRP	2,086	2,208	- 2.22	- 2.22	12.16	34.15
	3	176	STATE FARM GRP	1,833	1,730	0.00	0.28	10.69	44.84
	4	200	UNITED SERV AUTOMOBILE ASSN GRP	1,547	1,464	- 0.24	- 0.17	9.02	53.86
	5	140	NATIONWIDE CORP GRP	929	857	- 0.55	- 0.06	5.41	59.28
	6	212	ZURICH INS GRP	928	786	- 9.90	- 9.90	5.41	64.69
	7	1285	XL AMER GRP	701	504	- 1.40	- 1.48	4.09	68.78
	8	111	LIBERTY MUT GRP	693	667	1.60	2.41	4.04	72.82
	9	626	ACE LTD GRP	426	418	- 0.05	- 0.08	2.48	75.30
	10	3239	ALLIED WORLD ASSUR HOLDING GRP	417	470	- 1.16	- 1.28	2.43	77.73
			**STATE TOTAL **	17,147	16,406	- 7.12	- 7.13	100.00	100.00
Washington	1	176	STATE FARM GRP	36,807	37,062	0.00	0.01	23.30	23.30
	2	3829	GEOVERA HOLDINGS INC GRP	17,404	17,293	0.00	0.00	11.02	34.32
	3	111	LIBERTY MUT GRP	10,391	10,073	0.10	0.09	6.58	40.90
	4	200	UNITED SERV AUTOMOBILE ASSN GRP	7,945	8,087	0.05	0.08	5.03	45.93
	5	212	ZURICH INS GRP	6,852	6,456	0.18	0.18	4.34	50.27
	6	181	SWISS RE GRP	6,786	5,772	0.20	0.24	4.30	54.57
	7	3416	AXIS CAPITAL GRP	4,831	4,621	- 5.87	- 5.96	3.06	57.62
	8	626	ACE LTD GRP	4,242	4,284	- 0.16	- 0.16	2.69	60.31
	9	39861	GOLDEN BEAR INS CO	4,041	3,368	0.00	0.00	2.56	62.87
	10	241	METROPOLITAN GRP	3,960	4,016	- 2.37	- 2.37	2.51	65.37
			**STATE TOTAL **	157,949	154,250	- 0.67	- 0.59	100.00	100.00
West Virginia	1	3548	TRAVELERS GRP	336	337	- 38.36	- 39.51	19.89	19.89
	2	12	AMERICAN INTL GRP	184	499	0.05	0.05	10.92	30.81
	3	212	ZURICH INS GRP	167	156	3.52	3.52	9.92	40.73
	4	176	STATE FARM GRP	120	116	0.00	0.00	7.10	47.83
	5	4684	MAIDEN HOLDINGS GRP	114	85	0.00	0.00	6.73	54.56
	6	1285	XL AMER GRP	93	96	2.15	2.24	5.54	60.10
	7	761	ALLIANZ INS GRP	74	69	0.20	0.26	4.38	64.48
	8	626	ACE LTD GRP	68	89	0.00	0.00	4.05	68.53
	9	200	UNITED SERV AUTOMOBILE ASSN GRP	63	59	- 1.66	- 1.63	3.71	72.24
	10	140	NATIONWIDE CORP GRP	51	49	- 1.22	- 1.19	3.00	75.24
			**STATE TOTAL **	1,688	1,971	- 6.97	- 7.16	100.00	100.00
Wisconsin	1	3548	TRAVELERS GRP	1,795	1,724	- 42.74	- 44.01	32.37	32.37
	2	12	AMERICAN INTL GRP	986	970	0.07	0.07	17.78	50.14
	3	111	LIBERTY MUT GRP	431	455	- 0.02	- 0.02	7.77	57.92
	4	1285	XL AMER GRP	280	212	- 2.91	- 3.06	5.05	62.96
	5	212	ZURICH INS GRP	268	212	6.61	6.61	4.83	67.79
	6	761	ALLIANZ INS GRP	213	224	- 0.32	- 0.36	3.85	71.64
	7	218	CNA INS GRP	191	199	1.81	2.50	3.45	75.09
	8	176	STATE FARM GRP	175	173	0.00	0.00	3.15	78.24
	9	1279	ARCH INS GRP	111	176	0.00	0.00	2.01	80.25
	10	3416	AXIS CAPITAL GRP	100	160	- 14.76	- 14.89	1.81	82.06
			**STATE TOTAL **	5,546	5,686	- 14.30	- 14.65	100.00	100.00

PROPERTY AND CASUALTY INSURANCE INDUSTRY
MARKET SHARE REPORT - TOTAL PREMIUM
BY GROUP
12 - EARTHQUAKE

May 15, 2014

STATE	Rank	Group/ Company Code	Group/ Company Name	Direct Premiums Written (000)	Direct Premiums Earned (000)	Direct Loss to EP Ratio	Direct Loss & DCC to EP Ratio	Market Share %	Cumulative Market Share %
Wyoming	1	176	STATE FARM GRP	688	682	0.00	0.00	23.37	23.37
	2	12	AMERICAN INTL GRP	379	511	0.03	0.03	12.86	36.24
	3	761	ALLIANZ INS GRP	339	372	2.11	6.46	11.51	47.75
	4	38	CHUBB INC GRP	298	300	0.00	0.00	10.11	57.86
	5	111	LIBERTY MUT GRP	227	240	0.06	0.06	7.71	65.57
	6	69	FARMERS INS GRP	183	186	0.08	0.08	6.20	71.77
	7	200	UNITED SERV AUTOMOBILE ASSN GRP	160	156	0.13	0.19	5.44	77.21
	8	626	ACE LTD GRP	115	110	0.00	0.00	3.89	81.10
	9	140	NATIONWIDE CORP GRP	85	81	0.00	0.00	2.89	83.98
	10	3548	TRAVELERS GRP	61	71	- 49.66	- 51.09	2.06	86.05
			STATE TOTAL	2,944	3,148	- 0.64	- 0.16	100.00	100.00
American Samoa	1	1285	XL AMER GRP	4	1	0.57	0.57	100.00	100.00
			STATE TOTAL	4	1	0.78	0.78	100.00	100.00
Guam	1	4715	MS & AD INS GRP	1,236	1,224	2.68	2.68	23.06	23.06
	2	18380	PACIFIC IND INS CO	956	963	14.61	17.06	17.82	40.88
	3	3098	TOKIO MARINE HOLDINGS INC GRP	833	846	13.19	19.62	15.53	56.41
	4	4672	DONGBU INS GRP	757	696	8.88	10.76	14.12	70.54
	5	12633	CENTURY INS CO GU LTD	647	314	8.68	8.80	12.08	82.61
	6	13597	CHUNG KUO INS CO LTD	626	641	6.76	7.43	11.68	94.29
	7	10972	FIRST NET INS CO	201	190	151.09	179.90	3.75	98.04
	8	13635	NIPPONKOA INS CO LTD	94	68	- 4.23	- 4.23	1.75	99.80
	9	626	ACE LTD GRP	8	14	0.00	0.00	0.15	99.95
	10	3416	AXIS CAPITAL GRP	2	1	- 18.58	- 18.97	0.03	99.98
			STATE TOTAL	5,361	5,108	13.74	16.68	100.00	100.00
Puerto Rico	1	411	MAPFRE INS GRP	25,657	25,717	0.89	1.03	23.81	23.81
	2	3526	COOPERATIVA DE SEGUROS MULTIPLES GRP	17,562	17,849	- 0.53	- 0.53	16.30	40.11
	3	19	ASSURANT INC GRP	12,391	12,652	1.67	1.67	11.50	51.61
	4	12	AMERICAN INTL GRP	10,919	12,144	0.00	0.04	10.13	61.75
	5	10308	ANTILLES INS CO	8,929	8,989	- 0.03	0.22	8.29	70.03
	6	3593	USIC GRP	8,706	8,774	0.07	0.28	8.08	78.11
	7	71	UNIVERSAL INS CO GRP	7,583	7,899	0.67	0.71	7.04	85.15
	8	4802	TRIPLE S GRP	6,014	7,116	0.16	0.17	5.58	90.73
	9	26778	INTEGRAND ASSUR CO	4,094	5,065	0.69	0.90	3.80	94.53
	10	796	QBE INS GRP	3,154	2,293	0.00	0.00	2.93	97.46
			STATE TOTAL	107,746	111,221	0.41	0.50	100.00	100.00
U.S. Virgin Islands	1	4706	LOCKHART CO GRP	1,665	1,682	0.00	0.00	50.37	50.37
	2	411	MAPFRE INS GRP	766	790	0.00	0.00	23.17	73.54
	3	12	AMERICAN INTL GRP	276	452	0.00	0.04	8.34	81.88
	4	3526	COOPERATIVA DE SEGUROS MULTIPLES GRP	224	235	49.74	49.74	6.79	88.67
	5	1279	ARCH INS GRP	127	50	0.00	0.00	3.84	92.51
	6	212	ZURICH INS GRP	120	81	0.80	0.80	3.63	96.13
	7	626	ACE LTD GRP	107	104	0.00	0.00	3.25	99.38
	8	501	ALLEGHANY GRP	8	14	0.00	0.00	0.25	99.63
	9	3416	AXIS CAPITAL GRP	4	3	0.67	0.75	0.13	99.76
	10	4509	IRONSHORE GRP	4	6	4.23	4.70	0.13	99.89
			STATE TOTAL	3,305	3,434	2.36	2.37	100.00	100.00
Northern Mariana Islands	1	4672	DONGBU INS GRP	34	31	0.00	0.00	50.11	50.11
	2	18380	PACIFIC IND INS CO	28	27	0.00	0.00	41.64	91.76
	3	10972	FIRST NET INS CO	6	6	355.42	377.58	8.24	100.00
			STATE TOTAL	68	64	32.21	34.22	100.00	100.00

PROPERTY AND CASUALTY INSURANCE INDUSTRY
MARKET SHARE REPORT - TOTAL PREMIUM
BY GROUP
12 - EARTHQUAKE

May 15, 2014

STATE	Rank	Group/ Company Code	Group/ Company Name	Direct Premiums Written (000)	Direct Premiums Earned (000)	Direct Loss to EP Ratio	Direct Loss & DCC to EP Ratio	Market Share %	Cumulative Market Share %
Canada	1	3416	AXIS CAPITAL GRP	3,492	3,057	2.33	2.38	51.15	51.15
	2	181	SWISS RE GRP	1,627	3,084	0.03	0.04	23.83	74.98
	3	3548	TRAVELERS GRP	999	1,450	- 59.01	- 58.79	14.63	89.60
	4	176	STATE FARM GRP	877	853	0.00	0.00	12.84	100.00
	5	1285	XL AMER GRP	76	66	- 6.58	- 6.92	1.12	100.00
	6	212	ZURICH INS GRP	29	92	0.00	0.00	0.42	100.00
	7	4509	IRONSHORE GRP	11	10	0.00	0.00	0.16	100.00
	8	84	AMERICAN FINANCIAL GRP	5	5	- 20.10	- 20.10	0.08	100.00
	9	218	CNA INS GRP	0	1	-111.62	-113.54	0.00	100.00
	10	761	ALLIANZ INS GRP	0	0	-2226.22	-2619.10	0.00	100.00
			STATE TOTAL	6,827	8,632	- 9.37	- 9.33	100.00	100.00
Aggregate Other Alien	1	12	AMERICAN INTL GRP	1,292	1,020	3722.84	3727.97	22.86	22.86
	2	212	ZURICH INS GRP	1,241	1,013	63.83	66.26	21.95	44.81
	3	984	HCC INS HOLDINGS GRP	525	444	33.10	33.10	9.29	54.10
	4	3548	TRAVELERS GRP	475	477	- 7.46	- 8.17	8.40	62.50
	5	181	SWISS RE GRP	418	605	0.00	0.00	7.40	69.90
	6	3416	AXIS CAPITAL GRP	358	550	- 5.71	- 8.29	6.34	76.23
	7	1285	XL AMER GRP	333	332	- 30.17	- 31.90	5.88	82.12
	8	3526	COOPERATIVA DE SEGUROS MULTIPLES GRP	277	240	- 0.05	- 0.05	4.90	87.02
	9	1279	ARCH INS GRP	203	243	0.00	0.00	3.60	90.62
	10	626	ACE LTD GRP	182	26	2.95	- 16.05	3.21	93.83
			STATE TOTAL	5,653	5,342	722.73	717.13	100.00	100.00

16—Workers' Compensation

PROPERTY AND CASUALTY INSURANCE INDUSTRY
MARKET SHARE REPORT - TOTAL PREMIUM
BY GROUP
16 - WORKERS COMPENSATION

May 15, 2014

STATE	Rank	Group/ Company Code	Group/ Company Name	Direct Premiums Written (000)	Direct Premiums Earned (000)	Direct Loss to EP Ratio	Direct Loss & DCC to EP Ratio	Market Share %	Cumulative Market Share %
Countrywide	1	3548	TRAVELERS GRP	4,138,107	4,009,869	60.09	71.96	7.36	7.36
	2	111	LIBERTY MUT GRP	3,587,374	3,866,506	76.34	84.62	6.38	13.73
	3	91	HARTFORD FIRE & CAS GRP	3,346,388	3,335,610	61.77	68.53	5.95	19.68
	4	12	AMERICAN INTL GRP	2,847,862	2,864,930	61.08	66.71	5.06	24.74
	5	212	ZURICH INS GRP	2,534,387	2,583,305	64.44	75.27	4.50	29.25
	6	36102	STATE INS FUND	2,283,287	2,265,141	7.64	9.83	4.06	33.31
	7	31	BERKSHIRE HATHAWAY GRP	1,758,052	1,628,314	52.45	61.11	3.12	36.43
	8	2538	AMTRUST NGH GRP	1,665,462	1,456,070	54.23	61.26	2.96	39.39
	9		WASHINGTON STATE FUND	1,584,213	1,584,213	136.52	145.98	2.82	42.21
	10		OHIO BUREAU OF WORKERS' COMPENSATION	1,539,301	1,533,153	74.14	97.28	2.74	44.94
	11	150	OLD REPUBLIC GRP	1,199,943	1,191,495	73.52	82.88	2.13	47.08
	12	98	WR BERKLEY CORP GRP	1,161,299	1,090,534	58.47	64.15	2.06	49.14
	13	38	CHUBB INC GRP	1,135,217	1,097,912	54.10	56.45	2.02	51.16
	14	35076	STATE COMPENSATION INS FUND	1,112,518	1,109,994	74.39	86.50	1.98	53.13
	15	22945	TEXAS MUT INS CO	1,031,357	961,156	51.14	52.64	1.83	54.97
	16	626	ACE LTD GRP	974,153	938,797	47.31	50.52	1.73	56.70
	17	572	BCBS OF MI GRP	867,610	837,587	55.89	61.02	1.54	58.24
	18	158	FAIRFAX FIN GRP	811,809	834,007	45.18	52.16	1.44	59.68
	19	218	CNA INS GRP	795,379	812,587	73.25	81.99	1.41	61.10
	20	3363	EMPLOYERS HOLDINGS GRP	680,459	645,448	66.80	70.98	1.21	62.31
	21	84	AMERICAN FINANCIAL GRP	594,947	541,299	49.89	55.37	1.06	63.37
	22	708	NEW JERSEY MANUFACTURERS GRP	545,795	503,085	61.09	68.57	0.97	64.34
	23	922	AMERICAN ASSETS GRP	526,102	519,904	48.88	55.88	0.94	65.27
	24	41190	PINNACOL ASSUR	478,230	469,203	75.77	80.50	0.85	66.12
	25	796	QBE INS GRP	452,811	438,811	74.47	83.46	0.80	66.93
	26	36196	SAIF CORP	436,160	417,446	54.98	58.07	0.78	67.70
	27	140	NATIONWIDE CORP GRP	418,400	396,291	50.90	54.90	0.74	68.44
	28	169	SENTRY INS GRP	405,814	388,955	75.09	77.53	0.72	69.17
	29	748	MEADOWBROOK INS GRP	391,352	414,129	58.21	68.83	0.70	69.86
	30	244	CINCINNATI FIN GRP	386,924	378,040	62.34	65.25	0.69	70.55
	31	280	AUTO OWNERS GRP	386,106	379,447	62.65	68.15	0.69	71.24
	32	1120	EVEREST REINS HOLDINGS GRP	376,240	361,712	70.86	79.06	0.67	71.90
	33	124	AMERISURE CO GRP	372,155	359,021	47.32	50.27	0.66	72.57
	34	661	BCBS OF SC GRP	368,634	390,822	83.03	96.12	0.66	73.22
	35	213	ERIE INS GRP	365,947	345,573	68.29	72.99	0.65	73.87
	36	680	AMERISAFE GRP	364,249	341,213	53.82	59.10	0.65	74.52
	37	69	FARMERS INS GRP	358,583	345,071	54.29	61.80	0.64	75.16
	38		WORKFORCE SAFETY & INSURANCE OF ND	350,872	333,992	53.34	54.48	0.62	75.78
	39	3703	TOWER GRP	328,488	382,755	82.08	95.92	0.58	76.36
	40	36188	COMPSOURCE OK	310,066	309,204	87.61	92.49	0.55	76.92
	41	4768	BRICKSTREET MUT GRP	307,482	290,044	56.14	62.34	0.55	77.46
	42	88	THE HANOVER INS GRP	299,971	290,029	53.95	61.57	0.53	77.99
	43	1279	ARCH INS GRP	297,207	276,649	55.91	58.08	0.53	78.52
	44	14184	ACUITY A MUT INS CO	294,866	284,745	67.32	71.31	0.52	79.05
	45	242	SELECTIVE INS GRP	287,756	278,629	85.71	92.41	0.51	79.56
	46	62	EMC INS CO GRP	276,921	271,741	55.10	57.75	0.49	80.05
	47	785	MARKEL CORP GRP	261,215	256,930	51.23	55.22	0.46	80.52
	48	176	STATE FARM GRP	250,131	248,131	70.54	79.13	0.44	80.96
	49	474	FCCI MUT INS GRP	236,053	233,055	65.52	67.06	0.42	81.38
	50	1332	MAINE EMPLOYERS MUT INS GRP	227,761	215,186	66.18	71.51	0.40	81.78
	51	15350	WEST BEND MUT INS CO	225,149	212,004	46.84	48.74	0.40	82.18
	52	4485	SCF GRP	220,051	209,060	81.45	90.72	0.39	82.58
	53		WORKERS' SAFETY & COMP DIV OF WY	219,275	219,275	110.84	113.57	0.39	82.97
	54	11039	CHESAPEAKE EMPLOYERS INS CO	219,225	210,434	76.45	84.44	0.39	83.36
	55	27677	STATE WORKERS INS FUND	218,631	208,977	89.07	97.89	0.39	83.74
	56	11398	GUARANTEE INS CO	215,632	200,391	84.17	109.29	0.38	84.13
	57	7	FEDERATED MUT GRP	203,076	189,539	65.01	69.12	0.36	84.49
	58	3158	EASTERN INS HOLDING INC GRP	198,283	192,024	56.55	61.82	0.35	84.84
	59	3098	TOKIO MARINE HOLDINGS INC GRP	197,650	184,020	57.47	63.29	0.35	85.19
	60	1285	XL AMER GRP	195,517	181,936	56.47	66.98	0.35	85.54
	61	36129	IDAHO STATE INS FUND	195,299	187,259	77.41	81.61	0.35	85.89
	62	1147	WORKERS COMP OF UTAH GRP	191,677	189,777	67.45	73.97	0.34	86.23
	63	22350	LOUISIANA WORKERS COMP CORP	185,313	175,261	40.19	49.70	0.33	86.56
	64	38733	ALASKA NATL INS CO	171,870	146,722	42.13	46.19	0.31	86.86

PROPERTY AND CASUALTY INSURANCE INDUSTRY
MARKET SHARE REPORT - TOTAL PREMIUM
BY GROUP
16 - WORKERS COMPENSATION

May 15, 2014

STATE	Rank	Group/ Company Code	Group/ Company Name	Direct Premiums Written (000)	Direct Premiums Earned (000)	Direct Loss to EP Ratio	Direct Loss & DCC to EP Ratio	Market Share %	Cumulative Market Share %
Countrywide	65	3489	DELEK GRP	171,861	134,624	59.70	73.90	0.31	87.17
	66		MT STATE COMPENSATION INSURANCE FUND	167,946	162,567	67.31	84.78	0.30	87.47
	67	10191	MISSOURI EMPLOYERS MUT INS CO	166,965	152,838	69.98	73.51	0.30	87.76
	68	201	UTICA GRP	161,737	155,740	62.19	68.56	0.29	88.05
	69	2498	AIM MUT GRP	155,782	148,402	61.93	67.32	0.28	88.33
	70	4670	STARR GRP	151,606	105,814	59.89	66.77	0.27	88.60
	71	457	ARGONAUT GRP	148,055	148,216	46.47	66.39	0.26	88.86
	72	4279	SFM GRP	145,758	144,383	71.44	75.99	0.26	89.12
	73	10320	KENTUCKY EMPLOYERS MUT INS	143,753	134,528	60.35	63.86	0.26	89.37
	74	4507	BUILDERS GRP	142,865	137,753	52.36	56.46	0.25	89.63
	75	228	WESTFIELD GRP	131,197	130,567	50.72	55.84	0.23	89.86
	76	867	BALDWIN & LYONS GRP	125,492	125,405	59.73	66.95	0.22	90.08
	77	812	HIGHMARK GRP	121,510	115,945	61.57	74.30	0.22	90.30
	78	4715	MS & AD INS GRP	121,220	113,536	70.03	79.95	0.22	90.52
	79	1302	BUILDERS INS GRP	113,339	113,876	68.59	76.21	0.20	90.72
	80	3490	BEACON MUT GRP	113,064	106,829	63.54	67.29	0.20	90.92
	81	175	STATE AUTO MUT GRP	112,388	110,615	30.42	35.28	0.20	91.12
	82	853	PUBLIC SERV GRP	110,511	106,550	80.25	100.41	0.20	91.31
	83	4713	RETAILFIRST GRP	108,606	108,194	68.42	75.69	0.19	91.51
	84	4702	SPARTA GRP	107,909	107,929	87.36	99.70	0.19	91.70
	85	18767	CHURCH MUT INS CO	105,843	99,266	63.11	68.06	0.19	91.89
	86	250	DONEGAL GRP	104,526	99,980	60.72	66.48	0.19	92.07
	87	10385	FFVA MUT INS CO	103,584	101,457	52.45	59.57	0.18	92.26
	88	3118	LACKAWANNA INS GRP	100,508	96,998	63.38	65.71	0.18	92.44
	89	761	ALLIANZ INS GRP	100,329	115,349	105.09	106.53	0.18	92.61
	90	96	SECURA INS GRP	93,066	88,400	48.36	53.45	0.17	92.78
	91	1112	NEW MEXICO MUT GRP	92,928	91,513	48.79	51.31	0.17	92.95
	92	15261	SOCIETY INS	91,246	89,548	52.86	58.26	0.16	93.11
	93	271	PENNSYLVANIA NATL INS GRP	89,359	88,610	67.47	72.24	0.16	93.27
	94	57	ELECTRIC INS GRP	88,326	88,326	71.13	80.06	0.16	93.42
	95	12472	LUBA CAS INS CO	84,301	80,793	43.02	48.45	0.15	93.57
	96	248	UNITED FIRE & CAS GRP	83,934	80,471	66.37	70.42	0.15	93.72
	97	1129	WHITE MOUNTAINS GRP	81,541	77,406	113.42	122.32	0.14	93.87
	98	309	WESTERN NATL MUT GRP	79,062	75,699	59.84	61.82	0.14	94.01
	99		SOUTH CAROLINA STATE ACCIDENT FUND	76,365	75,596	70.47	72.31	0.14	94.14
	100	1309	FRANKENMUTH GRP	76,253	78,575	40.96	44.41	0.14	94.28
	101	311	MAIN STREET AMER GRP	72,163	70,359	101.70	121.57	0.13	94.41
	102	153	PEKIN INS GRP	67,800	65,656	77.94	87.69	0.12	94.53
	103	681	SERVICE LIFE GRP	66,424	67,062	67.14	68.01	0.12	94.65
	104	41394	BENCHMARK INS CO	64,289	63,625	49.86	60.44	0.11	94.76
	105	291	MOTORISTS MUT GRP	63,633	65,083	96.11	99.54	0.11	94.87
	106	256	PROSIGHT GRP	63,144	62,259	62.32	65.62	0.11	94.99
	107	11042	STONETRUST COMMERCIAL INS CO	62,525	58,105	58.86	61.76	0.11	95.10
	108	50	COUNTRY INS & FIN SERV GRP	59,401	57,165	69.65	82.12	0.11	95.20
	109	14176	HASTINGS MUT INS CO	59,395	56,350	65.93	71.03	0.11	95.31
	110	1178	CHARTER INS GRP	58,179	55,983	44.92	51.09	0.10	95.41
	111	536	GUIDEWELL MUT HOLDING GRP	58,042	49,649	54.10	62.03	0.10	95.51
	112	1124	RAS DAKOTA GRP	57,957	55,241	53.98	61.49	0.10	95.62
	113	3219	NKSJ HOLDINGS INC GRP	57,577	53,963	62.73	75.54	0.10	95.72
	114	23108	LUMBERMENS UNDERWRITING ALLIANCE	57,464	62,482	68.26	76.15	0.10	95.82
	115	408	AMERICAN NATL FIN GRP	55,706	54,184	72.19	82.18	0.10	95.92
	116	23663	NATIONAL AMER INS CO	54,770	54,246	52.41	58.98	0.10	96.02
	117	4381	HOUSTON INTL INS GRP	50,557	35,063	38.74	32.69	0.09	96.11
	118	10781	HAWAII EMPLOYERS MUT INS CO	49,907	43,865	57.02	62.04	0.09	96.20
	119	473	AMERICAN FAMILY INS GRP	49,302	47,729	34.95	40.87	0.09	96.28
	120	361	MUNICH RE GRP	48,932	46,517	59.57	67.83	0.09	96.37
	121	518	GRINNELL MUT GRP	48,184	46,575	47.93	51.63	0.09	96.46
	122	4680	AIC HOLDINGS GRP	48,001	42,654	59.11	73.56	0.09	96.54
	123	303	GUIDEONE INS GRP	46,863	44,104	36.16	42.06	0.08	96.63
	124	501	ALLEGHANY GRP	46,257	44,934	89.53	102.34	0.08	96.71
	125	517	HANNOVER GRP	45,708	36,213	74.53	86.73	0.08	96.79
			INDUSTRY TOTAL	56,259,501	55,191,728	63.19	70.85	100.00	100.00

PROPERTY AND CASUALTY INSURANCE INDUSTRY
MARKET SHARE REPORT - TOTAL PREMIUM
BY GROUP
16 - WORKERS COMPENSATION

May 15, 2014

STATE	Rank	Group/ Company Code	Group/ Company Name	Direct Premiums Written (000)	Direct Premiums Earned (000)	Direct Loss to EP Ratio	Direct Loss & DCC to EP Ratio	Market Share %	Cumulative Market Share %
Alabama	1	3548	TRAVELERS GRP	34,830	33,548	54.93	65.68	11.15	11.15
	2	111	LIBERTY MUT GRP	33,189	34,485	80.67	89.41	10.62	21.76
	3	91	HARTFORD FIRE & CAS GRP	24,560	24,765	29.51	38.05	7.86	29.62
	4	212	ZURICH INS GRP	24,234	24,434	81.16	92.24	7.75	37.38
	5	12	AMERICAN INTL GRP	20,114	20,669	- 6.44	0.19	6.44	43.81
	6	31	BERKSHIRE HATHAWAY GRP	16,450	15,449	62.55	73.25	5.26	49.08
	7	98	WR BERKLEY CORP GRP	10,431	9,682	44.45	52.45	3.34	52.42
	8	41394	BENCHMARK INS CO	9,659	9,319	53.05	60.96	3.09	55.51
	9	38	CHUBB INC GRP	9,267	8,979	42.36	41.67	2.97	58.47
	10	280	AUTO OWNERS GRP	8,413	8,542	34.52	37.34	2.69	61.16
			STATE TOTAL	312,513	307,074	54.90	62.21	100.00	100.00
Alaska	1	38733	ALASKA NATL INS CO	92,025	83,536	39.17	41.88	31.30	31.30
	2	111	LIBERTY MUT GRP	57,225	56,875	92.38	97.56	19.46	50.76
	3	12	AMERICAN INTL GRP	21,197	20,236	8.46	9.32	7.21	57.97
	4	212	ZURICH INS GRP	17,247	17,287	76.68	82.59	5.87	63.84
	5	84	AMERICAN FINANCIAL GRP	16,675	16,547	35.29	37.66	5.67	69.51
	6	31	BERKSHIRE HATHAWAY GRP	15,468	14,002	44.51	50.66	5.26	74.77
	7	680	AMERISAFE GRP	13,954	12,922	63.03	66.08	4.75	79.52
	8	3548	TRAVELERS GRP	11,299	10,401	40.63	48.40	3.84	83.36
	9	38687	ALASKA TIMBER INS EXCH	6,716	6,716	24.33	25.67	2.28	85.65
	10	91	HARTFORD FIRE & CAS GRP	4,963	4,801	9.46	11.37	1.69	87.33
			STATE TOTAL	294,005	281,373	53.25	57.03	100.00	100.00
Arizona	1	4485	SCF GRP	220,051	209,060	81.45	90.72	28.92	28.92
	2	3548	TRAVELERS GRP	113,804	102,457	51.79	61.98	14.96	43.88
	3	91	HARTFORD FIRE & CAS GRP	49,038	47,578	39.90	45.92	6.45	50.33
	4	111	LIBERTY MUT GRP	35,671	38,487	92.62	103.40	4.69	55.02
	5	12	AMERICAN INTL GRP	31,679	30,895	9.02	11.28	4.16	59.18
	6	212	ZURICH INS GRP	29,652	34,593	42.92	50.60	3.90	63.08
	7	2538	AMTRUST NGH GRP	23,664	20,462	69.16	75.71	3.11	66.19
	8	626	ACE LTD GRP	16,937	15,937	55.81	56.82	2.23	68.41
	9	218	CNA INS GRP	16,386	16,646	71.61	80.98	2.15	70.57
	10	31	BERKSHIRE HATHAWAY GRP	16,116	14,055	71.60	80.99	2.12	72.69
			STATE TOTAL	760,808	724,484	67.34	75.81	100.00	100.00
Arkansas	1	111	LIBERTY MUT GRP	41,079	40,589	45.85	53.46	15.48	15.48
	2	3548	TRAVELERS GRP	28,715	27,861	90.18	102.30	10.82	26.30
	3	12	AMERICAN INTL GRP	23,327	20,858	- 14.59	- 16.95	8.79	35.10
	4	98	WR BERKLEY CORP GRP	21,400	20,170	64.68	71.53	8.07	43.16
	5	785	MARKEL CORP GRP	15,129	14,973	39.49	40.74	5.70	48.86
	6	150	OLD REPUBLIC GRP	11,213	11,166	42.42	46.22	4.23	53.09
	7	91	HARTFORD FIRE & CAS GRP	10,369	11,283	14.97	16.61	3.91	57.00
	8	212	ZURICH INS GRP	9,437	10,938	49.40	55.50	3.56	60.55
	9	680	AMERISAFE GRP	9,184	8,656	49.90	52.48	3.46	64.01
	10	218	CNA INS GRP	8,294	8,133	32.82	39.08	3.13	67.14
			STATE TOTAL	265,336	260,334	46.36	51.29	100.00	100.00
California	1	35076	STATE COMPENSATION INS FUND	1,112,518	1,109,994	74.39	86.50	10.81	10.81
	2	31	BERKSHIRE HATHAWAY GRP	976,075	895,892	49.67	59.85	9.48	20.29
	3	3548	TRAVELERS GRP	712,507	711,368	61.21	76.51	6.92	27.21
	4	91	HARTFORD FIRE & CAS GRP	662,053	675,022	97.59	108.88	6.43	33.65
	5	212	ZURICH INS GRP	570,152	585,469	98.48	118.46	5.54	39.19
	6	12	AMERICAN INTL GRP	499,955	475,593	69.60	86.47	4.86	44.04
	7	2538	AMTRUST NGH GRP	443,749	373,964	50.24	61.58	4.31	48.35
	8	922	AMERICAN ASSETS GRP	440,328	436,460	47.83	55.51	4.28	52.63
	9	158	FAIRFAX FIN GRP	431,947	440,290	44.82	52.60	4.20	56.83
	10	3363	EMPLOYERS HOLDINGS GRP	410,204	388,277	79.35	87.44	3.99	60.82
			STATE TOTAL	10,292,655	10,043,973	69.99	82.29	100.00	100.00

PROPERTY AND CASUALTY INSURANCE INDUSTRY
MARKET SHARE REPORT - TOTAL PREMIUM
BY GROUP
16 - WORKERS COMPENSATION

May 15, 2014

STATE	Rank	Group/ Company Code	Group/ Company Name	Direct Premiums Written (000)	Direct Premiums Earned (000)	Direct Loss to EP Ratio	Direct Loss & DCC to EP Ratio	Market Share %	Cumulative Market Share %
Colorado	1	41190	PINNACOL ASSUR	478,230	469,203	75.77	80.50	58.76	58.76
	2	3548	TRAVELERS GRP	44,579	42,256	50.46	61.78	5.48	64.23
	3	91	HARTFORD FIRE & CAS GRP	41,462	39,850	29.13	31.91	5.09	69.33
	4	111	LIBERTY MUT GRP	37,858	39,893	62.19	71.47	4.65	73.98
	5	212	ZURICH INS GRP	34,713	35,858	27.32	34.15	4.26	78.24
	6	12	AMERICAN INTL GRP	20,067	19,105	49.26	58.93	2.47	80.71
	7	38	CHUBB INC GRP	18,810	17,690	67.44	71.78	2.31	83.02
	8	626	ACE LTD GRP	18,205	17,551	6.66	1.43	2.24	85.26
	9	69	FARMERS INS GRP	11,656	11,573	57.23	61.85	1.43	86.69
	10	218	CNA INS GRP	8,998	8,684	45.27	52.14	1.11	87.79
			STATE TOTAL	813,919	793,199	63.79	69.35	100.00	100.00
Connecticut	1	91	HARTFORD FIRE & CAS GRP	137,432	133,307	55.79	58.61	16.80	16.80
	2	3548	TRAVELERS GRP	115,270	110,071	57.72	68.50	14.09	30.89
	3	111	LIBERTY MUT GRP	83,378	89,267	90.96	97.78	10.19	41.08
	4	98	WR BERKLEY CORP GRP	52,550	50,394	46.36	48.72	6.42	47.50
	5	212	ZURICH INS GRP	40,914	38,903	72.26	82.36	5.00	52.50
	6	12	AMERICAN INTL GRP	37,926	43,773	62.40	68.12	4.64	57.14
	7	2538	AMTRUST NGH GRP	35,402	28,377	57.99	64.27	4.33	61.46
	8	31	BERKSHIRE HATHAWAY GRP	28,279	26,650	53.84	58.14	3.46	64.92
	9	38	CHUBB INC GRP	25,312	24,172	65.58	65.71	3.09	68.01
	10	150	OLD REPUBLIC GRP	25,288	23,680	73.47	78.83	3.09	71.10
			STATE TOTAL	818,171	790,773	67.88	74.15	100.00	100.00
Delaware	1	111	LIBERTY MUT GRP	27,188	28,090	100.89	110.37	15.29	15.29
	2	3548	TRAVELERS GRP	15,841	14,705	56.68	71.83	8.91	24.20
	3	91	HARTFORD FIRE & CAS GRP	14,930	14,142	86.45	100.04	8.40	32.60
	4	212	ZURICH INS GRP	11,762	11,008	118.23	131.89	6.62	39.22
	5	12	AMERICAN INTL GRP	11,707	11,861	5.19	15.24	6.58	45.80
	6	31	BERKSHIRE HATHAWAY GRP	8,796	7,961	91.89	103.88	4.95	50.75
	7	250	DONEGAL GRP	8,571	7,772	65.57	75.09	4.82	55.57
	8	150	OLD REPUBLIC GRP	6,390	6,934	117.54	133.55	3.59	59.16
	9	3158	EASTERN INS HOLDING INC GRP	5,806	4,956	52.64	62.86	3.27	62.43
	10	2538	AMTRUST NGH GRP	5,543	4,901	62.30	68.39	3.12	65.55
			STATE TOTAL	177,789	168,685	78.11	87.93	100.00	100.00
District Of Columbia	1	91	HARTFORD FIRE & CAS GRP	33,121	32,703	35.66	38.49	20.32	20.32
	2	3548	TRAVELERS GRP	23,582	23,538	41.80	50.32	14.47	34.79
	3	212	ZURICH INS GRP	15,036	14,358	109.24	123.81	9.23	44.02
	4	38	CHUBB INC GRP	14,703	14,698	51.90	52.48	9.02	53.04
	5	111	LIBERTY MUT GRP	12,279	10,282	81.25	85.17	7.53	60.58
	6	12	AMERICAN INTL GRP	10,746	10,269	8.10	11.08	6.59	67.17
	7	213	ERIE INS GRP	6,618	6,060	131.65	141.00	4.06	71.23
	8	31	BERKSHIRE HATHAWAY GRP	4,213	3,916	52.97	61.70	2.58	73.82
	9	218	CNA INS GRP	4,142	4,123	202.61	218.65	2.54	76.36
	10	98	WR BERKLEY CORP GRP	4,012	3,670	97.42	104.24	2.46	78.82
			STATE TOTAL	162,973	157,972	54.41	59.62	100.00	100.00
Florida	1	111	LIBERTY MUT GRP	389,030	401,147	64.55	72.77	16.94	16.94
	2	3548	TRAVELERS GRP	142,505	135,989	30.15	40.51	6.20	23.14
	3	91	HARTFORD FIRE & CAS GRP	137,408	142,975	42.45	47.72	5.98	29.13
	4	158	FAIRFAX FIN GRP	131,151	130,366	43.66	48.61	5.71	34.84
	5	2538	AMTRUST NGH GRP	130,542	108,278	67.32	75.91	5.68	40.52
	6	474	FCCI MUT INS GRP	127,555	124,625	60.83	59.60	5.55	46.07
	7	12	AMERICAN INTL GRP	108,670	105,486	53.83	57.63	4.73	50.81
	8	4713	RETAILFIRST GRP	105,832	105,689	69.34	76.60	4.61	55.41
	9	212	ZURICH INS GRP	96,716	95,864	- 20.31	- 18.14	4.21	59.63
	10	124	AMERISURE CO GRP	90,271	87,572	38.65	37.20	3.93	63.56
			STATE TOTAL	2,296,681	2,227,836	50.76	57.09	100.00	100.00

PROPERTY AND CASUALTY INSURANCE INDUSTRY
MARKET SHARE REPORT - TOTAL PREMIUM
BY GROUP
16 - WORKERS COMPENSATION

May 15, 2014

STATE	Rank	Group/ Company Code	Group/ Company Name	Direct Premiums Written (000)	Direct Premiums Earned (000)	Direct Loss to EP Ratio	Direct Loss & DCC to EP Ratio	Market Share %	Cumulative Market Share %
Georgia	1	3548	TRAVELERS GRP	112,558	106,901	51.65	62.41	9.11	9.11
	2	111	LIBERTY MUT GRP	107,735	113,408	61.51	67.62	8.72	17.84
	3	91	HARTFORD FIRE & CAS GRP	81,756	82,304	40.32	45.30	6.62	24.46
	4	2538	AMTRUST NGH GRP	75,800	67,922	64.77	70.95	6.14	30.59
	5	12	AMERICAN INTL GRP	63,555	62,940	34.93	38.60	5.15	35.74
	6	1302	BUILDERS INS GRP	63,336	64,111	65.11	71.89	5.13	40.87
	7	212	ZURICH INS GRP	60,244	61,733	32.59	37.90	4.88	45.75
	8	98	WR BERKLEY CORP GRP	52,003	48,732	66.59	70.80	4.21	49.96
	9	31	BERKSHIRE HATHAWAY GRP	45,425	38,803	45.52	51.33	3.68	53.63
	10	280	AUTO OWNERS GRP	43,993	43,054	76.18	84.18	3.56	57.20
			**STATE TOTAL **	1,235,063	1,216,221	56.51	63.80	100.00	100.00
Hawaii	1	10781	HAWAII EMPLOYERS MUT INS CO	49,907	43,865	57.02	62.04	23.02	23.02
	2	106	ISLAND INS CO GRP	35,822	34,934	80.67	90.62	16.52	39.55
	3	3098	TOKIO MARINE HOLDINGS INC GRP	34,447	34,577	56.13	68.01	15.89	55.44
	4	4715	MS & AD INS GRP	18,411	17,344	87.12	88.66	8.49	63.93
	5	12	AMERICAN INTL GRP	12,086	11,296	173.04	192.91	5.58	69.50
	6	158	FAIRFAX FIN GRP	8,546	7,678	56.31	61.26	3.94	73.44
	7	212	ZURICH INS GRP	6,547	6,585	24.54	28.61	3.02	76.46
	8	111	LIBERTY MUT GRP	5,817	6,144	89.40	108.25	2.68	79.15
	9	3548	TRAVELERS GRP	5,481	5,262	39.82	51.73	2.53	81.68
	10	785	MARKEL CORP GRP	5,450	4,921	49.59	51.05	2.51	84.19
			**STATE TOTAL **	216,788	207,758	67.93	76.76	100.00	100.00
Idaho	1	36129	IDAHO STATE INS FUND	195,299	187,259	77.41	81.61	60.26	60.26
	2	111	LIBERTY MUT GRP	28,860	31,610	30.36	34.21	8.90	69.16
	3	38733	ALASKA NATL INS CO	11,161	9,515	65.22	69.83	3.44	72.60
	4	3548	TRAVELERS GRP	9,727	9,200	37.25	46.89	3.00	75.61
	5	37370	ASSOCIATED LOGGERS EXCH	9,033	9,219	66.39	65.60	2.79	78.39
	6	91	HARTFORD FIRE & CAS GRP	7,862	7,602	48.19	54.03	2.43	80.82
	7	3703	TOWER GRP	7,431	8,395	56.23	60.44	2.29	83.11
	8	212	ZURICH INS GRP	7,099	7,591	59.47	69.81	2.19	85.30
	9	12	AMERICAN INTL GRP	6,119	5,519	- 40.10	- 37.01	1.89	87.19
	10	3363	EMPLOYERS HOLDINGS GRP	3,862	3,907	19.62	28.82	1.19	88.38
			**STATE TOTAL **	324,115	315,291	64.09	68.68	100.00	100.00
Illinois	1	3548	TRAVELERS GRP	255,144	247,917	71.77	84.75	9.50	9.50
	2	91	HARTFORD FIRE & CAS GRP	203,173	199,136	54.97	60.28	7.57	17.07
	3	111	LIBERTY MUT GRP	182,503	193,978	74.17	82.21	6.80	23.86
	4	212	ZURICH INS GRP	167,160	167,868	51.31	61.66	6.23	30.09
	5	12	AMERICAN INTL GRP	113,573	118,736	77.86	86.58	4.23	34.32
	6	98	WR BERKLEY CORP GRP	103,479	100,008	68.02	74.16	3.85	38.17
	7	2538	AMTRUST NGH GRP	99,371	92,610	55.11	61.14	3.70	41.87
	8	150	OLD REPUBLIC GRP	91,115	91,447	69.27	75.64	3.39	45.27
	9	572	BCBS OF MI GRP	83,952	83,326	55.70	61.89	3.13	48.39
	10	38	CHUBB INC GRP	70,117	71,130	53.31	54.91	2.61	51.00
			**STATE TOTAL **	2,685,243	2,654,241	60.53	67.28	100.00	100.00
Indiana	1	111	LIBERTY MUT GRP	78,407	81,453	66.64	73.25	9.45	9.45
	2	3548	TRAVELERS GRP	69,301	69,560	57.83	68.04	8.35	17.80
	3	572	BCBS OF MI GRP	44,262	42,175	64.42	66.36	5.33	23.13
	4	212	ZURICH INS GRP	34,068	35,066	29.85	32.52	4.11	27.24
	5	244	CINCINNATI FIN GRP	33,843	32,663	51.72	53.22	4.08	31.31
	6	98	WR BERKLEY CORP GRP	30,510	28,507	77.64	82.49	3.68	34.99
	7	91	HARTFORD FIRE & CAS GRP	29,892	29,260	44.36	50.08	3.60	38.59
	8	280	AUTO OWNERS GRP	29,246	29,047	45.45	47.59	3.52	42.12
	9	12	AMERICAN INTL GRP	26,556	27,727	19.54	23.17	3.20	45.32
	10	2538	AMTRUST NGH GRP	26,219	23,993	76.63	80.22	3.16	48.48
			**STATE TOTAL **	829,907	813,803	62.34	67.30	100.00	100.00

PROPERTY AND CASUALTY INSURANCE INDUSTRY
MARKET SHARE REPORT - TOTAL PREMIUM
BY GROUP
16 - WORKERS COMPENSATION

May 15, 2014

STATE	Rank	Group/ Company Code	Group/ Company Name	Direct Premiums Written (000)	Direct Premiums Earned (000)	Direct Loss to EP Ratio	Direct Loss & DCC to EP Ratio	Market Share %	Cumulative Market Share %
Iowa	1	62	EMC INS CO GRP	63,116	61,308	59.90	62.24	8.71	8.71
	2	3548	TRAVELERS GRP	56,294	54,246	74.03	83.36	7.77	16.47
	3	111	LIBERTY MUT GRP	51,925	52,732	87.24	94.60	7.16	23.64
	4	572	BCBS OF MI GRP	46,713	47,550	62.35	66.83	6.45	30.08
	5	140	NATIONWIDE CORP GRP	39,140	38,864	51.90	55.86	5.40	35.48
	6	15350	WEST BEND MUT INS CO	30,666	26,471	49.90	51.45	4.23	39.72
	7	212	ZURICH INS GRP	29,445	28,586	58.66	66.26	4.06	43.78
	8	248	UNITED FIRE & CAS GRP	29,335	28,109	67.02	71.78	4.05	47.82
	9	150	OLD REPUBLIC GRP	28,228	27,401	57.24	62.53	3.89	51.72
	10	244	CINCINNATI FIN GRP	21,885	20,882	92.82	94.50	3.02	54.74
			**STATE TOTAL **	724,799	702,270	65.50	70.31	100.00	100.00
Kansas	1	3548	TRAVELERS GRP	52,788	50,483	39.28	51.95	11.07	11.07
	2	98	WR BERKLEY CORP GRP	45,129	42,222	42.71	47.85	9.47	20.54
	3	572	BCBS OF MI GRP	34,259	33,699	34.60	38.69	7.19	27.72
	4	111	LIBERTY MUT GRP	33,962	37,249	43.13	47.32	7.12	34.84
	5	62	EMC INS CO GRP	32,108	31,116	31.71	33.06	6.73	41.58
	6	91	HARTFORD FIRE & CAS GRP	31,378	30,825	49.05	56.39	6.58	48.16
	7	2538	AMTRUST NGH GRP	24,867	22,655	70.49	73.93	5.22	53.38
	8	140	NATIONWIDE CORP GRP	24,595	23,635	61.16	64.06	5.16	58.53
	9	212	ZURICH INS GRP	20,321	20,914	38.58	48.41	4.26	62.80
	10	12	AMERICAN INTL GRP	16,160	16,010	- 5.63	- 1.20	3.39	66.18
			**STATE TOTAL **	476,799	465,415	49.09	54.95	100.00	100.00
Kentucky	1	10320	KENTUCKY EMPLOYERS MUT INS	143,753	134,528	60.35	63.86	29.29	29.29
	2	111	LIBERTY MUT GRP	61,817	66,478	56.19	68.09	12.59	41.88
	3	3548	TRAVELERS GRP	31,429	32,645	85.12	101.37	6.40	48.29
	4	212	ZURICH INS GRP	29,843	30,942	55.38	64.99	6.08	54.37
	5	12	AMERICAN INTL GRP	22,309	24,505	18.71	25.29	4.55	58.91
	6	91	HARTFORD FIRE & CAS GRP	21,329	21,181	33.85	38.13	4.35	63.26
	7	4768	BRICKSTREET MUT GRP	17,389	14,852	127.01	138.44	3.54	66.80
	8	38	CHUBB INC GRP	12,263	11,317	67.25	68.91	2.50	69.30
	9	796	QBE INS GRP	11,992	11,317	65.98	73.13	2.44	71.74
	10	218	CNA INS GRP	8,976	8,963	100.00	104.65	1.83	73.57
			**STATE TOTAL **	490,834	482,311	64.68	71.97	100.00	100.00
Louisiana	1	22350	LOUISIANA WORKERS COMP CORP	185,313	175,261	40.19	49.70	22.83	22.83
	2	111	LIBERTY MUT GRP	86,977	88,861	67.87	82.52	10.71	33.54
	3	12472	LUBA CAS INS CO	72,780	70,454	40.41	43.84	8.97	42.51
	4	12	AMERICAN INTL GRP	57,565	54,714	27.40	34.89	7.09	49.60
	5	212	ZURICH INS GRP	57,137	57,084	83.28	93.96	7.04	56.64
	6	3548	TRAVELERS GRP	53,120	50,931	61.27	72.46	6.54	63.18
	7	680	AMERISAFE GRP	47,033	44,461	45.75	50.75	5.79	68.98
	8	11042	STONETRUST COMMERCIAL INS CO	27,706	25,636	68.05	69.06	3.41	72.39
	9	626	ACE LTD GRP	22,585	22,439	52.53	56.39	2.78	75.17
	10	91	HARTFORD FIRE & CAS GRP	19,975	19,812	94.93	102.47	2.46	77.63
			**STATE TOTAL **	811,745	788,207	60.06	68.66	100.00	100.00
Maine	1	1332	MAINE EMPLOYERS MUT INS GRP	127,477	124,291	68.81	73.94	62.64	62.64
	2	111	LIBERTY MUT GRP	12,308	13,474	77.87	83.86	6.05	68.68
	3	3548	TRAVELERS GRP	10,007	9,674	124.72	139.26	4.92	73.60
	4	98	WR BERKLEY CORP GRP	9,210	9,431	69.43	72.44	4.53	78.12
	5	91	HARTFORD FIRE & CAS GRP	7,111	7,177	30.61	35.56	3.49	81.62
	6	14003	GREAT FALLS INS CO	5,775	4,774	49.24	57.19	2.84	84.46
	7	12	AMERICAN INTL GRP	5,739	5,739	63.29	73.08	2.82	87.28
	8	31	BERKSHIRE HATHAWAY GRP	3,233	3,320	8.56	12.92	1.59	88.86
	9	212	ZURICH INS GRP	3,104	3,865	36.15	39.57	1.53	90.39
	10	88	THE HANOVER INS GRP	2,934	3,059	21.38	22.82	1.44	91.83
			**STATE TOTAL **	203,522	201,054	67.94	73.61	100.00	100.00

PROPERTY AND CASUALTY INSURANCE INDUSTRY
MARKET SHARE REPORT - TOTAL PREMIUM
BY GROUP
16 - WORKERS COMPENSATION

May 15, 2014

STATE	Rank	Group/ Company Code	Group/ Company Name	Direct Premiums Written (000)	Direct Premiums Earned (000)	Direct Loss to EP Ratio	Direct Loss & DCC to EP Ratio	Market Share %	Cumulative Market Share %
Maryland	1	11039	CHESAPEAKE EMPLOYERS INS CO	219,225	210,434	76.45	84.44	24.64	24.64
	2	91	HARTFORD FIRE & CAS GRP	111,173	111,948	53.42	58.66	12.50	37.14
	3	3548	TRAVELERS GRP	69,814	68,526	77.25	89.62	7.85	44.99
	4	111	LIBERTY MUT GRP	55,522	61,140	119.63	126.65	6.24	51.23
	5	213	ERIE INS GRP	53,868	49,721	51.10	56.47	6.05	57.28
	6	12	AMERICAN INTL GRP	31,526	27,965	10.61	15.53	3.54	60.82
	7	212	ZURICH INS GRP	31,315	33,462	107.15	123.95	3.52	64.34
	8	98	WR BERKLEY CORP GRP	23,735	23,260	65.26	67.85	2.67	67.01
	9	242	SELECTIVE INS GRP	22,641	21,182	112.04	121.60	2.54	69.56
	10	150	OLD REPUBLIC GRP	19,329	20,015	84.92	94.93	2.17	71.73
			STATE TOTAL	889,650	865,378	71.91	79.53	100.00	100.00
Massachusetts	1	3548	TRAVELERS GRP	142,948	131,690	59.86	72.05	13.90	13.90
	2	2498	AIM MUT GRP	138,172	131,993	59.63	65.10	13.43	27.33
	3	111	LIBERTY MUT GRP	108,341	118,428	86.52	94.79	10.53	37.86
	4	12	AMERICAN INTL GRP	99,753	98,932	65.23	74.87	9.70	47.55
	5	91	HARTFORD FIRE & CAS GRP	93,792	91,287	49.87	55.17	9.12	56.67
	6	1178	CHARTER INS GRP	53,707	51,339	42.53	48.44	5.22	61.89
	7	212	ZURICH INS GRP	43,096	42,368	37.69	45.81	4.19	66.08
	8	31	BERKSHIRE HATHAWAY GRP	39,037	38,374	49.77	52.92	3.79	69.88
	9	626	ACE LTD GRP	35,786	34,431	115.47	118.09	3.48	73.36
	10	98	WR BERKLEY CORP GRP	30,140	33,842	93.90	98.36	2.93	76.29
			STATE TOTAL	1,028,734	1,011,519	64.38	71.87	100.00	100.00
Michigan	1	572	BCBS OF MI GRP	192,143	190,763	45.76	48.79	16.84	16.84
	2	3548	TRAVELERS GRP	93,580	88,238	41.34	52.15	8.20	25.04
	3	111	LIBERTY MUT GRP	82,215	82,903	62.01	66.91	7.21	32.25
	4	91	HARTFORD FIRE & CAS GRP	64,723	67,458	62.35	69.50	5.67	37.92
	5	280	AUTO OWNERS GRP	47,762	47,043	53.88	58.57	4.19	42.11
	6	12	AMERICAN INTL GRP	42,414	43,724	44.05	50.96	3.72	45.83
	7	212	ZURICH INS GRP	39,791	39,998	5.06	7.91	3.49	49.31
	8	124	AMERISURE CO GRP	36,299	35,759	27.88	29.79	3.18	52.50
	9	1309	FRANKENMUTH GRP	34,726	35,273	35.53	37.76	3.04	55.54
	10	250	DONEGAL GRP	32,698	31,476	52.38	54.63	2.87	58.41
			STATE TOTAL	1,140,914	1,126,048	45.41	50.15	100.00	100.00
Minnesota	1	4279	SFM GRP	108,311	108,461	73.75	77.36	12.31	12.31
	2	3548	TRAVELERS GRP	85,761	83,719	58.76	67.66	9.74	22.05
	3	111	LIBERTY MUT GRP	49,825	58,165	90.91	98.07	5.66	27.71
	4	91	HARTFORD FIRE & CAS GRP	40,156	38,927	50.23	56.59	4.56	32.28
	5	212	ZURICH INS GRP	38,650	40,595	9.88	10.73	4.39	36.67
	6	309	WESTERN NATL MUT GRP	37,731	37,550	53.39	54.40	4.29	40.95
	7	280	AUTO OWNERS GRP	32,901	32,572	52.72	57.04	3.74	44.69
	8	2538	AMTRUST NGH GRP	25,589	22,442	65.16	70.40	2.91	47.60
	9	7	FEDERATED MUT GRP	23,351	21,538	73.45	78.69	2.65	50.25
	10	14184	ACUITY A MUT INS CO	20,763	19,783	61.84	68.23	2.36	52.61
			STATE TOTAL	880,076	873,098	60.13	66.10	100.00	100.00
Mississippi	1	111	LIBERTY MUT GRP	55,733	53,620	57.71	67.37	17.10	17.10
	2	3548	TRAVELERS GRP	31,661	29,534	48.14	63.49	9.72	26.82
	3	212	ZURICH INS GRP	21,840	23,847	28.14	35.38	6.70	33.52
	4	98	WR BERKLEY CORP GRP	20,574	20,034	46.51	55.52	6.31	39.83
	5	12	AMERICAN INTL GRP	18,212	16,897	- 19.28	- 15.03	5.59	45.42
	6	661	BCBS OF SC GRP	13,918	14,713	86.21	90.60	4.27	49.69
	7	91	HARTFORD FIRE & CAS GRP	10,932	10,806	28.18	32.88	3.35	53.05
	8	12472	LUBA CAS INS CO	10,682	9,601	63.79	83.48	3.28	56.32
	9	680	AMERISAFE GRP	9,489	8,611	6.93	12.82	2.91	59.24
	10	11042	STONETRUST COMMERCIAL INS CO	8,722	8,228	94.85	107.71	2.68	61.91
			STATE TOTAL	325,884	313,696	50.86	59.51	100.00	100.00

PROPERTY AND CASUALTY INSURANCE INDUSTRY
MARKET SHARE REPORT - TOTAL PREMIUM
BY GROUP
16 - WORKERS COMPENSATION

May 15, 2014

STATE	Rank	Group/ Company Code	Group/ Company Name	Direct Premiums Written (000)	Direct Premiums Earned (000)	Direct Loss to EP Ratio	Direct Loss & DCC to EP Ratio	Market Share %	Cumulative Market Share %
Missouri	1	10191	MISSOURI EMPLOYERS MUT INS CO	166,965	152,838	69.98	73.51	20.21	20.21
	2	3548	TRAVELERS GRP	112,197	105,220	62.76	74.34	13.58	33.79
	3	111	LIBERTY MUT GRP	59,751	66,320	63.26	70.41	7.23	41.02
	4	91	HARTFORD FIRE & CAS GRP	49,975	51,581	40.31	46.10	6.05	47.07
	5	572	BCBS OF MI GRP	31,770	31,136	59.48	65.60	3.85	50.91
	6	150	OLD REPUBLIC GRP	25,672	25,168	65.25	71.67	3.11	54.02
	7	212	ZURICH INS GRP	24,420	26,791	38.73	41.24	2.96	56.97
	8	12	AMERICAN INTL GRP	22,747	22,379	- 46.07	- 45.07	2.75	59.73
	9	98	WR BERKLEY CORP GRP	22,168	21,494	51.29	59.78	2.68	62.41
	10	2538	AMTRUST NGH GRP	16,999	13,192	47.48	53.34	2.06	64.47
			**STATE TOTAL **	826,257	798,204	56.40	62.64	100.00	100.00
Montana	1		MT STATE COMPENSATION INSURANCE FUND	167,946	162,567	67.31	84.78	60.91	60.91
	2	111	LIBERTY MUT GRP	26,394	28,489	28.46	31.82	9.57	70.48
	3	3548	TRAVELERS GRP	10,657	9,694	52.17	61.41	3.86	74.34
	4	12900	VICTORY INS CO INC	10,071	9,084	47.63	48.90	3.65	78.00
	5	3363	EMPLOYERS HOLDINGS GRP	8,414	8,198	51.04	54.98	3.05	81.05
	6	212	ZURICH INS GRP	8,344	8,693	44.80	49.45	3.03	84.07
	7	2538	AMTRUST NGH GRP	6,414	5,842	47.78	48.68	2.33	86.40
	8	12	AMERICAN INTL GRP	6,206	6,249	- 0.14	- 10.97	2.25	88.65
	9	91	HARTFORD FIRE & CAS GRP	5,811	5,939	71.98	77.07	2.11	90.76
	10	309	WESTERN NATL MUT GRP	2,719	2,398	68.84	73.55	0.99	91.74
			**STATE TOTAL **	275,743	268,633	59.23	71.16	100.00	100.00
Nebraska	1	3548	TRAVELERS GRP	54,819	55,089	55.38	63.62	14.82	14.82
	2	140	NATIONWIDE CORP GRP	29,182	27,660	80.35	83.58	7.89	22.71
	3	62	EMC INS CO GRP	25,945	25,191	46.11	46.64	7.02	29.73
	4	111	LIBERTY MUT GRP	20,951	21,339	58.44	63.74	5.67	35.40
	5	572	BCBS OF MI GRP	16,405	16,791	60.79	64.94	4.44	39.83
	6	150	OLD REPUBLIC GRP	16,239	15,363	47.54	50.40	4.39	44.22
	7	91	HARTFORD FIRE & CAS GRP	13,095	12,742	59.14	78.29	3.54	47.76
	8	212	ZURICH INS GRP	11,570	12,740	104.86	115.81	3.13	50.89
	9	785	MARKEL CORP GRP	11,484	10,902	28.44	29.28	3.11	54.00
	10	513	IOWA FARM BUREAU GRP	10,404	9,865	58.65	61.98	2.81	56.81
			**STATE TOTAL **	369,816	363,494	59.84	64.95	100.00	100.00
Nevada	1	111	LIBERTY MUT GRP	29,424	27,777	75.37	78.35	9.51	9.51
	2	2538	AMTRUST NGH GRP	26,340	23,094	65.23	72.74	8.52	18.03
	3	12	AMERICAN INTL GRP	25,564	24,790	200.84	223.48	8.27	26.30
	4	91	HARTFORD FIRE & CAS GRP	21,102	21,348	7.55	9.06	6.82	33.12
	5	922	AMERICAN ASSETS GRP	20,979	20,518	63.19	67.28	6.78	39.90
	6	212	ZURICH INS GRP	20,086	18,947	60.91	72.28	6.49	46.40
	7	3548	TRAVELERS GRP	19,437	18,473	42.25	54.58	6.29	52.68
	8	3363	EMPLOYERS HOLDINGS GRP	16,973	17,242	-124.32	-202.40	5.49	58.17
	9	785	MARKEL CORP GRP	14,324	13,425	46.78	48.62	4.63	62.80
	10	3703	TOWER GRP	12,097	13,302	85.97	93.92	3.91	66.72
			**STATE TOTAL **	309,258	293,437	53.06	54.63	100.00	100.00
New Hampshire	1	111	LIBERTY MUT GRP	36,990	39,217	59.78	66.35	13.93	13.93
	2	98	WR BERKLEY CORP GRP	31,848	31,928	42.49	43.83	12.00	25.93
	3	3548	TRAVELERS GRP	26,983	27,003	42.43	47.33	10.16	36.10
	4	91	HARTFORD FIRE & CAS GRP	19,580	19,809	42.30	45.18	7.38	43.47
	5	2498	AIM MUT GRP	17,283	16,344	80.48	85.24	6.51	49.98
	6	1332	MAINE EMPLOYERS MUT INS GRP	13,711	13,278	34.73	39.76	5.17	55.15
	7	2538	AMTRUST NGH GRP	12,845	10,477	53.65	61.17	4.84	59.99
	8	12	AMERICAN INTL GRP	11,371	11,430	26.10	26.25	4.28	64.27
	9	31	BERKSHIRE HATHAWAY GRP	11,030	10,792	20.35	23.45	4.16	68.42
	10	212	ZURICH INS GRP	10,655	10,996	39.69	46.17	4.01	72.44
			**STATE TOTAL **	265,464	264,199	48.69	52.73	100.00	100.00

PROPERTY AND CASUALTY INSURANCE INDUSTRY
MARKET SHARE REPORT - TOTAL PREMIUM
BY GROUP
16 - WORKERS COMPENSATION

May 15, 2014

STATE	Rank	Group/ Company Code	Group/ Company Name	Direct Premiums Written (000)	Direct Premiums Earned (000)	Direct Loss to EP Ratio	Direct Loss & DCC to EP Ratio	Market Share %	Cumulative Market Share %
New Jersey	1	708	NEW JERSEY MANUFACTURERS GRP	523,832	481,607	59.65	66.82	23.70	23.70
	2	91	HARTFORD FIRE & CAS GRP	254,120	245,533	49.61	58.16	11.50	35.20
	3	111	LIBERTY MUT GRP	201,159	201,919	71.49	82.63	9.10	44.30
	4	3548	TRAVELERS GRP	196,596	183,556	72.72	85.87	8.89	53.19
	5	2538	AMTRUST NGH GRP	118,406	103,244	57.06	64.26	5.36	58.55
	6	12	AMERICAN INTL GRP	103,964	104,957	113.23	131.95	4.70	63.26
	7	31	BERKSHIRE HATHAWAY GRP	95,258	89,999	65.77	72.93	4.31	67.57
	8	242	SELECTIVE INS GRP	65,538	61,622	69.67	78.74	2.97	70.53
	9	212	ZURICH INS GRP	64,140	68,919	84.46	98.63	2.90	73.43
	10	150	OLD REPUBLIC GRP	47,865	49,616	63.00	74.42	2.17	75.60
			STATE TOTAL	2,210,214	2,105,719	67.98	77.59	100.00	100.00
New Mexico	1	1112	NEW MEXICO MUT GRP	92,928	91,513	48.79	51.31	34.07	34.07
	2	3548	TRAVELERS GRP	25,770	24,668	71.87	83.47	9.45	43.52
	3	111	LIBERTY MUT GRP	17,693	18,397	50.41	55.38	6.49	50.00
	4	212	ZURICH INS GRP	17,608	19,540	116.38	129.30	6.46	56.46
	5	91	HARTFORD FIRE & CAS GRP	15,229	15,122	33.19	38.44	5.58	62.04
	6	791	MOUNTAIN STATES INS CO GRP	11,882	10,751	64.86	70.69	4.36	66.40
	7	12	AMERICAN INTL GRP	10,647	8,548	-103.76	-114.18	3.90	70.30
	8	218	CNA INS GRP	8,590	8,277	70.44	78.24	3.15	73.45
	9	98	WR BERKLEY CORP GRP	6,019	5,077	29.08	36.38	2.21	75.66
	10	69	FARMERS INS GRP	5,435	5,179	53.07	57.94	1.99	77.65
			STATE TOTAL	272,760	263,927	53.27	58.20	100.00	100.00
New York	1	36102	STATE INS FUND	2,283,287	2,265,141	7.64	9.83	43.98	43.98
	2	12	AMERICAN INTL GRP	409,957	442,658	95.85	105.96	7.90	51.88
	3	91	HARTFORD FIRE & CAS GRP	313,824	308,678	84.19	90.84	6.04	57.92
	4	3548	TRAVELERS GRP	284,312	272,516	68.07	77.71	5.48	63.40
	5	2538	AMTRUST NGH GRP	272,343	253,423	37.03	40.00	5.25	68.65
	6	111	LIBERTY MUT GRP	242,749	320,418	83.69	89.47	4.68	73.32
	7	38	CHUBB INC GRP	193,774	190,277	62.97	64.20	3.73	77.05
	8	212	ZURICH INS GRP	154,895	152,963	11.21	14.94	2.98	80.04
	9	150	OLD REPUBLIC GRP	107,317	112,766	75.26	82.33	2.07	82.10
	10	31	BERKSHIRE HATHAWAY GRP	101,289	100,791	66.82	73.08	1.95	84.06
			STATE TOTAL	5,191,492	5,216,713	44.12	48.93	100.00	100.00
North Carolina	1	3548	TRAVELERS GRP	114,973	113,304	66.88	76.56	8.48	8.48
	2	91	HARTFORD FIRE & CAS GRP	109,629	108,553	60.21	65.18	8.09	16.57
	3	98	WR BERKLEY CORP GRP	109,260	106,150	76.53	80.01	8.06	24.63
	4	111	LIBERTY MUT GRP	101,375	104,877	66.67	73.78	7.48	32.11
	5	4507	BUILDERS GRP	79,196	77,645	38.92	42.23	5.84	37.95
	6	212	ZURICH INS GRP	54,021	56,353	84.71	93.04	3.99	41.94
	7	12	AMERICAN INTL GRP	47,336	47,009	10.34	10.92	3.49	45.43
	8	572	BCBS OF MI GRP	39,283	35,107	46.02	50.17	2.90	48.33
	9	150	OLD REPUBLIC GRP	34,382	34,120	85.35	93.23	2.54	50.86
	10	84	AMERICAN FINANCIAL GRP	32,204	29,900	60.22	65.47	2.38	53.24
			STATE TOTAL	1,355,527	1,317,099	60.10	65.73	100.00	100.00
North Dakota	1		WORKFORCE SAFETY & INSURANCE OF ND	350,872	333,992	53.34	54.48	98.25	98.25
	2	111	LIBERTY MUT GRP	1,474	1,456	7.06	8.99	0.41	98.66
	3	212	ZURICH INS GRP	1,343	1,153	94.82	104.41	0.38	99.04
	4	572	BCBS OF MI GRP	814	892	0.10	0.10	0.23	99.26
	5	626	ACE LTD GRP	800	800	7.16	7.04	0.22	99.49
	6	12	AMERICAN INTL GRP	519	362	- 49.35	- 53.87	0.15	99.63
	7	38	CHUBB INC GRP	493	488	16.27	14.48	0.14	99.77
	8	169	SENTRY INS GRP	208	216	11.82	8.02	0.06	99.83
	9	14184	ACUITY A MUT INS CO	152	146	- 68.25	- 69.02	0.04	99.87
	10	91	HARTFORD FIRE & CAS GRP	135	133	321.92	325.14	0.04	99.91
			STATE TOTAL	357,134	339,942	53.07	54.24	100.00	100.00

PROPERTY AND CASUALTY INSURANCE INDUSTRY
MARKET SHARE REPORT - TOTAL PREMIUM
BY GROUP
16 - WORKERS COMPENSATION

May 15, 2014

STATE	Rank	Group/ Company Code	Group/ Company Name	Direct Premiums Written (000)	Direct Premiums Earned (000)	Direct Loss to EP Ratio	Direct Loss & DCC to EP Ratio	Market Share %	Cumulative Market Share %
Ohio	1		OHIO BUREAU OF WORKERS' COMPENSATION	1,539,301	1,533,153	74.14	97.28	98.42	98.42
	2	12	AMERICAN INTL GRP	6,345	2,686	172.03	171.22	0.41	98.83
	3	38	CHUBB INC GRP	4,265	4,301	22.49	21.63	0.27	99.10
	4	111	LIBERTY MUT GRP	2,475	4,082	- 7.26	- 7.82	0.16	99.26
	5	228	WESTFIELD GRP	1,954	1,935	- 21.53	- 13.29	0.12	99.38
	6	91	HARTFORD FIRE & CAS GRP	1,813	2,069	2.60	10.03	0.12	99.50
	7	212	ZURICH INS GRP	1,653	1,733	159.15	178.95	0.11	99.61
	8	626	ACE LTD GRP	1,477	1,493	9.04	6.07	0.09	99.70
	9	84	AMERICAN FINANCIAL GRP	1,096	1,187	24.97	29.49	0.07	99.77
	10	14184	ACUITY A MUT INS CO	538	540	0.08	16.69	0.03	99.81
			STATE TOTAL	1,563,965	1,556,003	73.50	96.42	100.00	100.00
Oklahoma	1	36188	COMPSOURCE OKLAHOMA	310,066	309,204	87.61	92.49	31.45	31.45
	2	3548	TRAVELERS GRP	80,067	77,084	64.12	78.59	8.12	39.57
	3	12	AMERICAN INTL GRP	65,597	64,760	49.24	56.01	6.65	46.22
	4	111	LIBERTY MUT GRP	64,943	70,966	79.08	85.98	6.59	52.81
	5	212	ZURICH INS GRP	52,967	54,660	65.25	78.41	5.37	58.18
	6	91	HARTFORD FIRE & CAS GRP	52,325	52,090	57.45	64.51	5.31	63.49
	7	23663	NATIONAL AMER INS CO	41,233	40,780	53.55	59.99	4.18	67.67
	8	150	OLD REPUBLIC GRP	32,036	30,590	56.63	63.11	3.25	70.92
	9	218	CNA INS GRP	27,054	26,485	60.83	69.24	2.74	73.66
	10	11042	STONETRUST COMMERCIAL INS CO	20,612	19,412	29.77	31.21	2.09	75.75
			STATE TOTAL	985,999	972,835	69.71	76.65	100.00	100.00
Oregon	1	36196	SAIF CORP	436,160	417,446	54.98	58.07	67.63	67.63
	2	111	LIBERTY MUT GRP	66,758	60,539	87.45	93.10	10.35	77.98
	3	3548	TRAVELERS GRP	28,527	30,642	60.67	72.23	4.42	82.41
	4	91	HARTFORD FIRE & CAS GRP	20,090	19,892	42.39	49.43	3.12	85.52
	5	212	ZURICH INS GRP	12,250	12,539	25.60	27.21	1.90	87.42
	6	69	FARMERS INS GRP	8,078	8,265	50.26	54.85	1.25	88.67
	7	38	CHUBB INC GRP	7,598	6,869	32.42	34.65	1.18	89.85
	8	12	AMERICAN INTL GRP	6,385	5,933	-505.90	-517.74	0.99	90.84
	9	218	CNA INS GRP	5,441	5,616	102.79	113.89	0.84	91.69
	10	626	ACE LTD GRP	5,353	5,054	12.61	9.42	0.83	92.52
			STATE TOTAL	644,899	618,464	53.69	57.93	100.00	100.00
Pennsylvania	1	27677	PA STATE WORKERS' INSURANCE FUND	218,631	208,977	89.07	97.89	8.48	8.48
	2	3548	TRAVELERS GRP	165,647	162,263	57.39	68.66	6.42	14.90
	3	212	ZURICH INS GRP	153,672	159,428	41.41	47.63	5.96	20.86
	4	150	OLD REPUBLIC GRP	140,607	151,196	73.04	84.70	5.45	26.32
	5	213	ERIE INS GRP	133,594	127,954	72.77	76.31	5.18	31.50
	6	111	LIBERTY MUT GRP	121,940	142,495	83.65	91.44	4.73	36.23
	7	812	HIGHMARK GRP	120,596	115,078	62.40	75.23	4.68	40.90
	8	3158	EASTERN INS HOLDING INC GRP	119,093	119,955	47.71	51.96	4.62	45.52
	9	91	HARTFORD FIRE & CAS GRP	118,188	119,451	57.02	62.68	4.58	50.10
	10	12	AMERICAN INTL GRP	110,671	112,694	52.37	59.09	4.29	54.40
			STATE TOTAL	2,578,575	2,569,218	63.26	70.43	100.00	100.00
Rhode Island	1	3490	BEACON MUT GRP	113,064	106,829	63.54	67.29	61.31	61.31
	2	91	HARTFORD FIRE & CAS GRP	13,173	13,394	34.37	37.71	7.14	68.46
	3	3548	TRAVELERS GRP	9,463	9,133	31.60	37.10	5.13	73.59
	4	111	LIBERTY MUT GRP	7,716	8,033	83.75	89.03	4.18	77.77
	5	212	ZURICH INS GRP	6,037	5,684	46.46	53.75	3.27	81.05
	6	12	AMERICAN INTL GRP	3,847	4,190	- 32.89	- 44.41	2.09	83.13
	7	31	BERKSHIRE HATHAWAY GRP	3,661	3,477	70.72	74.76	1.99	85.12
	8	38	CHUBB INC GRP	2,522	2,430	55.74	54.47	1.37	86.48
	9	218	CNA INS GRP	2,225	2,117	113.84	126.40	1.21	87.69
	10	626	ACE LTD GRP	2,130	2,045	-119.92	-139.73	1.16	88.85
			STATE TOTAL	184,406	178,970	58.52	62.75	100.00	100.00

PROPERTY AND CASUALTY INSURANCE INDUSTRY
MARKET SHARE REPORT - TOTAL PREMIUM
BY GROUP
16 - WORKERS COMPENSATION

May 15, 2014

STATE	Rank	Group/ Company Code	Group/ Company Name	Direct Premiums Written (000)	Direct Premiums Earned (000)	Direct Loss to EP Ratio	Direct Loss & DCC to EP Ratio	Market Share %	Cumulative Market Share %
South Carolina	1	111	LIBERTY MUT GRP	80,627	74,851	73.92	85.13	10.88	10.88
	2		SOUTH CAROLINA STATE ACCIDENT FUND	76,365	75,596	70.47	72.31	10.30	21.18
	3	91	HARTFORD FIRE & CAS GRP	62,044	62,307	59.10	65.61	8.37	29.55
	4	3548	TRAVELERS GRP	49,787	47,475	43.17	54.63	6.72	36.27
	5	98	WR BERKLEY CORP GRP	41,444	37,530	45.13	48.61	5.59	41.86
	6	212	ZURICH INS GRP	39,115	40,602	75.22	83.07	5.28	47.14
	7	12	AMERICAN INTL GRP	38,915	38,579	- 19.14	- 11.73	5.25	52.39
	8	572	BCBS OF MI GRP	35,032	35,946	52.70	58.28	4.73	57.11
	9	280	AUTO OWNERS GRP	19,219	19,345	56.05	62.61	2.59	59.71
	10	3363	EMPLOYERS HOLDINGS GRP	15,531	14,169	74.24	79.83	2.10	61.80
			STATE TOTAL	741,194	720,813	58.82	65.90	100.00	100.00
South Dakota	1	1124	RAS DAKOTA GRP	20,564	19,543	35.87	42.23	11.93	11.93
	2	98	WR BERKLEY CORP GRP	15,815	14,880	5.77	16.09	9.18	21.11
	3	14184	ACUITY A MUT INS CO	13,026	12,538	70.08	72.85	7.56	28.66
	4	3548	TRAVELERS GRP	10,152	9,956	28.46	37.67	5.89	34.55
	5	140	NATIONWIDE CORP GRP	8,840	9,052	87.18	89.65	5.13	39.68
	6	280	AUTO OWNERS GRP	7,471	7,269	56.96	59.13	4.33	44.02
	7	212	ZURICH INS GRP	7,273	6,836	- 0.13	- 0.25	4.22	48.24
	8	91	HARTFORD FIRE & CAS GRP	7,243	7,371	19.75	24.06	4.20	52.44
	9	4152	RELIAMAX HOLDING GRP	6,575	5,202	41.24	47.15	3.81	56.25
	10	111	LIBERTY MUT GRP	6,006	6,087	37.82	45.60	3.48	59.74
			STATE TOTAL	172,361	168,011	47.18	52.00	100.00	100.00
Tennessee	1	3548	TRAVELERS GRP	86,127	83,110	71.41	84.08	9.63	9.63
	2	111	LIBERTY MUT GRP	81,342	92,345	62.93	70.35	9.09	18.72
	3	98	WR BERKLEY CORP GRP	69,053	62,422	61.81	69.98	7.72	26.44
	4	91	HARTFORD FIRE & CAS GRP	61,305	60,666	49.25	54.77	6.85	33.29
	5	572	BCBS OF MI GRP	51,382	47,289	47.66	53.58	5.74	39.03
	6	212	ZURICH INS GRP	44,444	46,344	53.19	61.60	4.97	44.00
	7	12	AMERICAN INTL GRP	40,901	41,514	26.53	35.69	4.57	48.57
	8	2538	AMTRUST NGH GRP	27,356	25,708	33.23	35.98	3.06	51.63
	9	626	ACE LTD GRP	26,276	26,180	78.61	81.87	2.94	54.56
	10	150	OLD REPUBLIC GRP	25,501	24,710	49.66	56.81	2.85	57.41
			STATE TOTAL	894,711	887,525	55.52	62.32	100.00	100.00
Texas	1	22945	TEXAS MUT INS CO	1,031,357	961,156	51.14	52.64	38.58	38.58
	2	3548	TRAVELERS GRP	197,196	192,211	51.75	63.46	7.38	45.95
	3	212	ZURICH INS GRP	169,913	170,025	59.77	70.15	6.36	52.31
	4	12	AMERICAN INTL GRP	166,368	163,810	0.81	6.18	6.22	58.53
	5	111	LIBERTY MUT GRP	164,416	198,599	88.18	99.17	6.15	64.68
	6	91	HARTFORD FIRE & CAS GRP	153,122	153,880	31.38	33.62	5.73	70.41
	7	681	SERVICE LIFE GRP	66,424	67,062	67.14	68.01	2.48	72.89
	8	218	CNA INS GRP	56,905	56,157	26.06	31.62	2.13	75.02
	9	626	ACE LTD GRP	56,319	56,806	25.69	24.43	2.11	77.13
	10	38	CHUBB INC GRP	52,758	50,260	45.56	45.92	1.97	79.10
			STATE TOTAL	2,673,606	2,593,634	47.63	52.12	100.00	100.00
Utah	1	1147	WORKERS COMP OF UTAH GRP	191,677	189,777	67.45	73.97	50.89	50.89
	2	3548	TRAVELERS GRP	25,514	23,259	85.34	98.92	6.77	57.66
	3	212	ZURICH INS GRP	19,352	18,836	24.17	27.99	5.14	62.80
	4	91	HARTFORD FIRE & CAS GRP	18,413	18,107	43.03	48.50	4.89	67.69
	5	111	LIBERTY MUT GRP	15,339	16,523	74.13	83.04	4.07	71.76
	6	280	AUTO OWNERS GRP	14,100	13,133	60.23	64.29	3.74	75.51
	7	12	AMERICAN INTL GRP	11,042	10,017	-140.91	-145.96	2.93	78.44
	8	69	FARMERS INS GRP	6,593	6,406	69.88	73.73	1.75	80.19
	9	626	ACE LTD GRP	6,223	5,960	- 13.51	- 16.87	1.65	81.84
	10	2538	AMTRUST NGH GRP	5,633	4,763	32.52	37.21	1.50	83.34
			STATE TOTAL	376,654	365,948	55.69	61.81	100.00	100.00

PROPERTY AND CASUALTY INSURANCE INDUSTRY
MARKET SHARE REPORT - TOTAL PREMIUM
BY GROUP
16 - WORKERS COMPENSATION

May 15, 2014

STATE	Rank	Group/ Company Code	Group/ Company Name	Direct Premiums Written (000)	Direct Premiums Earned (000)	Direct Loss to EP Ratio	Direct Loss & DCC to EP Ratio	Market Share %	Cumulative Market Share %
Vermont	1	111	LIBERTY MUT GRP	28,896	29,532	71.84	75.21	14.75	14.75
	2	98	WR BERKLEY CORP GRP	23,767	22,637	48.28	46.55	12.13	26.89
	3	4726	ARCHER DANIELS MIDLAND GRP	21,109	21,109	45.42	45.42	10.78	37.67
	4	3548	TRAVELERS GRP	19,608	20,170	57.04	65.58	10.01	47.68
	5	2538	AMTRUST NGH GRP	17,381	15,175	41.74	46.11	8.87	56.55
	6	1332	MAINE EMPLOYERS MUT INS GRP	17,195	15,797	48.05	48.17	8.78	65.33
	7	91	HARTFORD FIRE & CAS GRP	11,254	11,532	49.35	54.34	5.75	71.08
	8	244	CINCINNATI FIN GRP	7,849	7,870	60.68	62.50	4.01	75.08
	9	31	BERKSHIRE HATHAWAY GRP	7,195	6,920	43.08	45.52	3.67	78.76
	10	748	MEADOWBROOK INS GRP	4,454	4,401	71.76	78.40	2.27	81.03
			**STATE TOTAL **	195,859	194,841	51.19	53.73	100.00	100.00
Virginia	1	91	HARTFORD FIRE & CAS GRP	91,745	91,667	63.06	66.80	10.34	10.34
	2	3548	TRAVELERS GRP	82,339	83,082	60.87	70.59	9.28	19.63
	3	111	LIBERTY MUT GRP	65,629	59,753	60.64	67.12	7.40	27.03
	4	212	ZURICH INS GRP	46,553	50,142	69.73	78.22	5.25	32.28
	5	98	WR BERKLEY CORP GRP	43,128	49,634	59.24	63.92	4.86	37.14
	6	213	ERIE INS GRP	42,426	40,802	59.74	63.02	4.78	41.92
	7	12	AMERICAN INTL GRP	42,164	43,233	9.70	11.15	4.75	46.68
	8	4768	BRICKSTREET MUT GRP	30,503	31,334	90.94	97.85	3.44	50.12
	9	572	BCBS OF MI GRP	26,167	24,929	81.54	86.16	2.95	53.07
	10	31	BERKSHIRE HATHAWAY GRP	24,719	23,415	51.84	57.68	2.79	55.86
			**STATE TOTAL **	886,873	885,698	62.06	67.35	100.00	100.00
Washington	1		WASHINGTON STATE FUND	1,584,213	1,584,213	136.52	145.98	98.77	98.77
	2	38733	ALASKA NATL INS CO	6,142	4,362	46.86	52.18	0.38	99.15
	3	111	LIBERTY MUT GRP	2,996	3,148	32.82	39.60	0.19	99.34
	4	12	AMERICAN INTL GRP	2,623	1,582	353.08	392.02	0.16	99.50
	5	212	ZURICH INS GRP	2,366	2,118	43.81	53.31	0.15	99.65
	6	38	CHUBB INC GRP	2,220	2,225	68.16	70.23	0.14	99.79
	7	3485	ROTHSCHILD INTL GRP	1,210	1,210	22.39	22.39	0.08	99.87
	8	91	HARTFORD FIRE & CAS GRP	331	324	13.33	18.14	0.02	99.89
	9	169	SENTRY INS GRP	280	265	33.40	33.99	0.02	99.90
	10	594	AMERICAN CONTRACTORS INS GRP	261	261	74.07	82.78	0.02	99.92
			**STATE TOTAL **	1,603,927	1,602,424	135.78	145.22	100.00	100.00
West Virginia	1	4768	BRICKSTREET MUT GRP	176,273	180,183	26.39	31.07	52.24	52.24
	2	3548	TRAVELERS GRP	29,964	29,088	32.59	45.53	8.88	61.12
	3	12	AMERICAN INTL GRP	21,480	24,389	25.35	29.69	6.37	67.48
	4	212	ZURICH INS GRP	19,099	21,133	49.41	62.80	5.66	73.14
	5	91	HARTFORD FIRE & CAS GRP	12,572	12,760	29.64	35.77	3.73	76.87
	6	98	WR BERKLEY CORP GRP	10,707	10,127	86.65	94.03	3.17	80.04
	7	213	ERIE INS GRP	7,898	7,632	176.88	184.17	2.34	82.38
	8	31	BERKSHIRE HATHAWAY GRP	7,755	7,637	105.55	115.08	2.30	84.68
	9	111	LIBERTY MUT GRP	7,244	7,885	51.46	58.65	2.15	86.82
	10	150	OLD REPUBLIC GRP	4,114	5,989	48.35	55.77	1.22	88.04
			**STATE TOTAL **	337,453	346,871	38.92	45.35	100.00	100.00
Wisconsin	1	3548	TRAVELERS GRP	185,208	182,092	65.21	74.20	10.60	10.60
	2	15350	WEST BEND MUT INS CO	136,874	129,033	50.41	52.37	7.84	18.44
	3	169	SENTRY INS GRP	117,467	120,798	91.14	95.17	6.72	25.16
	4	572	BCBS OF MI GRP	98,868	99,123	62.21	68.60	5.66	30.82
	5	14184	ACUITY A MUT INS CO	95,003	94,247	67.22	70.17	5.44	36.26
	6	111	LIBERTY MUT GRP	88,643	102,651	104.90	113.10	5.07	41.34
	7	12	AMERICAN INTL GRP	83,775	89,579	47.97	55.52	4.80	46.13
	8	212	ZURICH INS GRP	73,390	76,514	85.91	93.59	4.20	50.33
	9	626	ACE LTD GRP	71,277	56,783	82.73	92.48	4.08	54.41
	10	15261	SOCIETY INS	70,783	69,004	59.20	64.23	4.05	58.47
			**STATE TOTAL **	1,746,795	1,736,538	65.96	71.55	100.00	100.00

PROPERTY AND CASUALTY INSURANCE INDUSTRY
MARKET SHARE REPORT - TOTAL PREMIUM
BY GROUP
16 - WORKERS COMPENSATION

May 15, 2014

STATE	Rank	Group/ Company Code	Group/ Company Name	Direct Premiums Written (000)	Direct Premiums Earned (000)	Direct Loss to EP Ratio	Direct Loss & DCC to EP Ratio	Market Share %	Cumulative Market Share %
Wyoming	1		WORKERS' SAFETY & COMP DIV OF WY	219,275	219,275	110.84	113.57	97.27	97.27
	2	626	ACE LTD GRP	1,693	1,693	117.62	124.50	0.75	98.03
	3	111	LIBERTY MUT GRP	991	1,011	25.52	28.31	0.44	98.47
	4	91	HARTFORD FIRE & CAS GRP	952	874	92.41	103.63	0.42	98.89
	5	12	AMERICAN INTL GRP	587	567	1.96	- 2.78	0.26	99.15
	6	38	CHUBB INC GRP	584	578	- 16.47	- 21.50	0.26	99.41
	7	361	MUNICH RE GRP	481	484	24.39	27.83	0.21	99.62
	8	212	ZURICH INS GRP	338	322	5.24	18.75	0.15	99.77
	9	98	WR BERKLEY CORP GRP	219	218	- 56.71	- 76.47	0.10	99.87
	10	1285	XL AMER GRP	57	60	105.04	113.99	0.03	99.89
			STATE TOTAL	225,418	225,317	109.25	111.99	100.00	100.00
Guam	1	12	AMERICAN INTL GRP	4,080	4,104	35.47	44.41	30.46	30.46
	2	18380	PACIFIC IND INS CO	2,151	2,236	71.97	72.04	16.06	46.52
	3	3098	TOKIO MARINE HOLDINGS INC GRP	1,460	1,488	22.77	26.18	10.90	57.42
	4	12633	CENTURY INS CO GU LTD	1,325	1,126	94.98	94.98	9.90	67.31
	5	4672	DONGBU INS GRP	1,208	1,346	47.29	56.49	9.02	76.33
	6	4715	MS & AD INS GRP	1,071	1,093	80.80	80.80	8.00	84.33
	7	13597	CHUNG KUO INS CO LTD	1,046	1,028	59.99	61.47	7.81	92.14
	8	10972	FIRST NET INS CO	438	436	- 9.55	- 1.58	3.27	95.41
	9	212	ZURICH INS GRP	322	330	5.03	6.05	2.41	97.82
	10	111	LIBERTY MUT GRP	147	160	143.39	188.66	1.10	98.92
			STATE TOTAL	13,393	13,659	50.35	55.42	100.00	100.00
Puerto Rico	1	12	AMERICAN INTL GRP	261	254	- 27.52	- 36.96	50.59	50.59
	2	626	ACE LTD GRP	224	404	18.86	20.62	43.39	93.98
	3	411	MAPFRE INS GRP	210	347	50.92	53.92	40.78	100.00
	4	111	LIBERTY MUT GRP	93	97	0.30	7.93	18.10	100.00
	5	57	ELECTRIC INS GRP	43	43	587.24	822.14	8.26	100.00
	6	91	HARTFORD FIRE & CAS GRP	40	37	9.14	9.68	7.69	100.00
	7	1285	XL AMER GRP	7	7	51.61	57.57	1.45	100.00
	8	761	ALLIANZ INS GRP	1	1	86.45	-442.92	0.14	100.00
			STATE TOTAL	516	1,047	44.30	49.16	100.00	100.00
U.S. Virgin Islands	1	761	ALLIANZ INS GRP	5	4	36.71	37.00	-30.20	-30.20
	2	12	AMERICAN INTL GRP	0	0	-638269.00	-766159.88	-2.11	-32.31
	3	626	ACE LTD GRP	0	0	N/A	N/A	-1.00	-33.31
			STATE TOTAL	(15)	(17)	N/A	N/A	100.00	100.00
Northern Mariana Islands	1	3098	TOKIO MARINE HOLDINGS INC GRP	261	228	17.41	23.70	50.96	50.96
	2	4672	DONGBU INS GRP	167	129	30.80	59.49	32.63	83.59
	3	10972	FIRST NET INS CO	74	69	107.29	125.96	14.48	98.07
	4	18380	PACIFIC IND INS CO	9	12	438.97	438.97	1.81	99.88
	5	31658	ISLAND HOME INS CO	1	1	66.67	66.67	0.12	100.00
			STATE TOTAL	512	440	47.43	62.07	100.00	100.00
Canada	1	212	ZURICH INS GRP	510	662	-160.24	-192.26	94.37	94.37
	2	761	ALLIANZ INS GRP	30	28	106.93	118.37	5.57	99.94
	3	91	HARTFORD FIRE & CAS GRP	0	1	-697.69	-782.90	0.06	100.00
	4	169	SENTRY INS GRP	0	0	-950.00	-1050.00	0.00	100.00
	5	3548	TRAVELERS GRP	0	0	-5023600.00	-6490600.00	0.00	100.00
			STATE TOTAL	540	690	328.31	387.60	100.00	100.00

PROPERTY AND CASUALTY INSURANCE INDUSTRY
MARKET SHARE REPORT - TOTAL PREMIUM
BY GROUP
16 - WORKERS COMPENSATION

May 15, 2014

STATE	Rank	Group/ Company Code	Group/ Company Name	Direct Premiums Written (000)	Direct Premiums Earned (000)	Direct Loss to EP Ratio	Direct Loss & DCC to EP Ratio	Market Share %	Cumulative Market Share %
Aggregate Other Alien	1	12	AMERICAN INTL GRP	255,671	260,509	142.73	114.04	47.41	47.41
	2	626	ACE LTD GRP	105,819	106,876	36.91	42.25	19.62	67.03
	3	218	CNA INS GRP	77,735	94,074	122.83	127.48	14.41	81.45
	4	212	ZURICH INS GRP	76,197	64,970	208.38	225.05	14.13	95.58
	5	4670	STARR GRP	21,969	7,291	33.28	36.83	4.07	99.65
	6	38	CHUBB INC GRP	2,765	2,672	7.50	7.85	0.51	100.00
	7	361	MUNICH RE GRP	1,748	1,748	0.00	0.00	0.32	100.00
	8	553	ARROWPOINT CAPITAL GRP	700	700	- 9.74	- 11.05	0.13	100.00
	9	761	ALLIANZ INS GRP	479	511	91.70	101.73	0.09	100.00
	10	111	LIBERTY MUT GRP	382	(5,808)	N/A	N/A	0.07	100.00
			STATE TOTAL	539,270	529,423	126.33	116.21	100.00	100.00

17.1, 17.2—Other Liability

PROPERTY AND CASUALTY INSURANCE INDUSTRY
MARKET SHARE REPORT - TOTAL PREMIUM
BY GROUP
17.1, 17.2 - OTHER LIABILITY

May 15, 2014

STATE	Rank	Group/ Company Code	Group/ Company Name	Direct Premiums Written (000)	Direct Premiums Earned (000)	Direct Loss to EP Ratio	Direct Loss & DCC to EP Ratio	Market Share %	Cumulative Market Share %
Countrywide	1	12	AMERICAN INTL GRP	5,427,035	5,760,538	67.76	78.72	10.13	10.13
	2	3548	TRAVELERS GRP	2,875,871	2,846,291	34.97	40.60	5.37	15.50
	3	626	ACE LTD GRP	2,819,674	2,745,314	49.48	62.22	5.26	20.76
	4	212	ZURICH INS GRP	2,561,456	2,493,952	64.37	77.89	4.78	25.54
	5	111	LIBERTY MUT GRP	2,489,457	2,455,166	53.98	71.15	4.65	30.19
	6	218	CNA INS GRP	2,478,959	2,391,147	54.02	69.21	4.63	34.82
	7	38	CHUBB INC GRP	2,400,791	2,401,724	32.42	52.96	4.48	39.30
	8	1285	XL AMER GRP	1,644,962	1,598,238	53.42	65.18	3.07	42.37
	9	140	NATIONWIDE CORP GRP	1,636,986	1,556,444	42.39	53.81	3.06	45.42
	10	98	WR BERKLEY CORP GRP	1,417,775	1,268,125	46.91	51.82	2.65	48.07
	11	84	AMERICAN FINANCIAL GRP	969,739	919,923	33.49	41.38	1.81	49.88
	12	158	FAIRFAX FIN GRP	959,394	951,452	30.35	37.02	1.79	51.67
	13	3416	AXIS CAPITAL GRP	899,231	834,454	69.11	74.03	1.68	53.35
	14	176	STATE FARM GRP	816,207	817,453	47.16	47.53	1.52	54.87
	15	91	HARTFORD FIRE & CAS GRP	811,092	817,964	29.23	43.61	1.51	56.38
	16	785	MARKEL CORP GRP	776,709	691,877	47.95	50.21	1.45	57.83
	17	31	BERKSHIRE HATHAWAY GRP	744,259	655,818	36.69	47.81	1.39	59.22
	18	3239	ALLIED WORLD ASSUR HOLDING GRP	732,072	660,911	34.09	70.26	1.37	60.59
	19	3098	TOKIO MARINE HOLDINGS INC GRP	697,205	666,804	48.69	53.53	1.30	61.89
	20	244	CINCINNATI FIN GRP	672,314	637,953	40.01	43.86	1.25	63.15
	21	4670	STARR GRP	662,919	560,576	52.85	63.74	1.24	64.38
	22	4509	IRONSHORE GRP	650,783	493,696	59.04	70.96	1.21	65.60
	23	1279	ARCH INS GRP	637,587	595,909	57.03	71.06	1.19	66.79
	24	761	ALLIANZ INS GRP	594,730	639,754	68.06	76.87	1.11	67.90
	25	510	NAVIGATORS GRP	573,373	516,729	42.51	49.21	1.07	68.97
	26	984	HCC INS HOLDINGS GRP	570,741	558,374	42.26	55.91	1.07	70.03
	27	501	ALLEGHANY GRP	555,735	514,820	49.12	59.15	1.04	71.07
	28	4254	THE WARRANTY GRP	548,022	426,665	58.81	60.76	1.02	72.09
	29	181	SWISS RE GRP	518,736	531,948	47.17	51.93	0.97	73.06
	30	19	ASSURANT INC GRP	465,846	372,887	61.36	61.92	0.87	73.93
	31	4574	CATLIN US INS GRP	462,242	393,212	34.79	46.64	0.86	74.79
	32	242	SELECTIVE INS GRP	418,004	400,023	45.51	54.39	0.78	75.58
	33	457	ARGONAUT GRP	354,841	336,621	38.29	53.87	0.66	76.24
	34	150	OLD REPUBLIC GRP	351,830	333,776	43.89	54.82	0.66	76.89
	35	88	THE HANOVER INS GRP	350,598	330,538	39.44	51.30	0.65	77.55
	36	4798	ATTORNEYS LIAB ASSUR SOCIETY GRP	339,953	340,139	73.60	73.25	0.63	78.18
	37	3569	CATERPILLAR GRP	338,956	299,566	50.64	50.64	0.63	78.82
	38	783	RLI INS GRP	307,664	300,475	31.77	39.28	0.57	79.39
	39	280	AUTO OWNERS GRP	307,373	296,159	28.53	36.75	0.57	79.96
	40	2538	AMTRUST NGH GRP	299,375	260,055	66.07	86.31	0.56	80.52
	41	1129	WHITE MOUNTAINS GRP	297,146	285,407	17.22	54.42	0.55	81.08
	42	93	STATE NATL GRP	295,288	212,860	66.62	86.17	0.55	81.63
	43	8	ALLSTATE INS GRP	293,295	292,574	79.36	90.66	0.55	82.18
	44	62	EMC INS CO GRP	260,044	251,801	48.27	59.68	0.49	82.66
	45	361	MUNICH RE GRP	252,126	241,376	22.88	22.84	0.47	83.13
	46	1120	EVEREST REINS HOLDINGS GRP	251,838	243,951	75.74	81.87	0.47	83.60
	47	69	FARMERS INS GRP	244,690	235,694	56.66	53.73	0.46	84.06
	48	306	CUNA MUT GRP	214,012	208,284	48.38	48.48	0.40	84.46
	49	796	QBE INS GRP	209,224	190,028	119.01	146.24	0.39	84.85
	50	479	IFG CO GRP	194,582	198,799	26.69	40.52	0.36	85.21
	51	3786	ENDURANCE GRP	194,067	188,140	61.22	81.79	0.36	85.57
	52	4698	ASPEN INS HOLDING GRP	193,780	159,881	60.49	65.71	0.36	85.94
	53	200	UNITED SERV AUTOMOBILE ASSN GRP	173,585	168,016	39.30	42.07	0.32	86.26
	54	7	FEDERATED MUT GRP	168,664	156,093	31.83	38.24	0.31	86.57
	55	15350	WEST BEND MUT INS CO	164,699	158,648	35.88	47.68	0.31	86.88
	56	175	STATE AUTO MUT GRP	163,029	155,966	37.60	49.47	0.30	87.19
	57	248	UNITED FIRE & CAS GRP	151,491	145,866	33.05	41.82	0.28	87.47
	58	37540	BEAZLEY INS CO INC	150,692	144,092	20.01	42.86	0.28	87.75
	59	10020	UNITED EDUCATORS INS RRG INC	147,294	141,250	50.07	61.85	0.27	88.03
	60	866	WESTERN WORLD GRP	139,367	130,063	34.61	49.62	0.26	88.29
	61	228	WESTFIELD GRP	136,020	131,661	23.17	29.28	0.25	88.54
	62	473	AMERICAN FAMILY INS GRP	132,886	129,011	51.50	53.66	0.25	88.79
	63	3494	JAMES RIVER GRP	123,950	114,299	19.57	27.41	0.23	89.02
	64	256	PROSIGHT GRP	122,850	111,422	39.97	69.97	0.23	89.25
	65	517	HANNOVER GRP	122,499	107,184	30.01	45.90	0.23	89.48
	66	4381	HOUSTON INTL INS GRP	122,322	59,835	63.30	90.57	0.23	89.70

PROPERTY AND CASUALTY INSURANCE INDUSTRY
MARKET SHARE REPORT - TOTAL PREMIUM
BY GROUP
17.1, 17.2 - OTHER LIABILITY

May 15, 2014

STATE	Rank	Group/ Company Code	Group/ Company Name	Direct Premiums Written (000)	Direct Premiums Earned (000)	Direct Loss to EP Ratio	Direct Loss & DCC to EP Ratio	Market Share %	Cumulative Market Share %
Countrywide	67	213	ERIE INS GRP	121,635	116,186	42.99	45.14	0.23	89.93
	68	4701	TORUS INS GRP	120,393	116,530	56.81	61.37	0.22	90.16
	69	201	UTICA GRP	116,474	120,387	63.33	81.35	0.22	90.37
	70	14184	ACUITY A MUT INS CO	110,263	105,045	30.89	38.32	0.21	90.58
	71	155	PROGRESSIVE GRP	108,762	109,874	88.04	100.84	0.20	90.78
	72	3703	TOWER GRP	91,581	104,369	104.99	132.20	0.17	90.95
	73	10200	HISCOX INS CO INC	91,243	73,649	51.76	52.43	0.17	91.12
	74	169	SENTRY INS GRP	87,997	83,533	55.83	72.69	0.16	91.29
	75	38920	KINSALE INS CO	87,840	69,380	45.53	58.21	0.16	91.45
	76	748	MEADOWBROOK INS GRP	86,820	138,904	49.73	71.36	0.16	91.61
	77	271	PENNSYLVANIA NATL INS GRP	85,946	82,946	140.19	167.63	0.16	91.77
	78	3478	HALLMARK FIN SERV GRP	82,010	76,681	52.76	56.84	0.15	91.93
	79	11268	ICI MUT INS CO RRG	77,635	76,339	22.75	23.95	0.14	92.07
	80	867	BALDWIN & LYONS GRP	77,443	77,349	51.77	57.86	0.14	92.22
	81	3589	MAXUM SPECIALTY INS GRP	75,216	70,100	39.12	55.82	0.14	92.36
	82	408	AMERICAN NATL FIN GRP	74,421	65,568	59.08	69.53	0.14	92.50
	83	291	MOTORISTS MUT GRP	71,720	68,992	24.38	31.21	0.13	92.63
	84	124	AMERISURE CO GRP	71,072	67,542	43.55	83.95	0.13	92.76
	85	474	FCCI MUT INS GRP	70,741	66,391	31.02	34.92	0.13	92.89
	86	33499	DORINCO REINS CO	66,500	68,348	51.17	77.91	0.12	93.02
	87	4715	MS & AD INS GRP	66,290	62,652	65.24	73.75	0.12	93.14
	88	869	MINNESOTA MUT GRP	65,868	62,480	46.51	46.62	0.12	93.27
	89	3299	AJK HOLDINGS GRP	65,789	60,208	31.40	50.82	0.12	93.39
	90	3911	STRICKLAND INS GRP	59,834	55,060	31.69	53.66	0.11	93.50
	91	661	BCBS OF SC GRP	57,172	81,764	72.60	87.72	0.11	93.61
	92	225	IAT REINS CO GRP	56,687	50,373	35.37	47.69	0.11	93.71
	93	11118	FEDERATED RURAL ELECTRIC INS EXCH	54,845	53,680	45.90	98.78	0.10	93.82
	94	518	GRINNELL MUT GRP	49,305	47,226	30.79	32.65	0.09	93.91
	95	241	METROPOLITAN GRP	47,511	45,800	43.18	43.58	0.09	94.00
	96	37621	TOYOTA MOTOR INS CO	47,187	60,795	46.10	46.10	0.09	94.08
	97	15792	UNDERWRITERS AT LLOYDS LONDON	46,551	46,684	- 5.81	9.21	0.09	94.17
	98	4277	TD FRIEDKIN GRP	45,952	18,297	53.59	54.07	0.09	94.26
	99	458	PROTECTIVE LIFE INS GRP	45,337	36,187	41.10	41.10	0.08	94.34
	100	920	GLOBAL IND GRP	44,801	43,860	- 10.22	- 14.92	0.08	94.42
	101	28	AMICA MUT GRP	44,415	42,427	35.34	37.00	0.08	94.51
	102	50	COUNTRY INS & FIN SERV GRP	44,257	43,931	100.28	102.40	0.08	94.59
	103	303	GUIDEONE INS GRP	42,940	32,332	24.77	28.24	0.08	94.67
	104	586	ARBELLA INS GRP	42,451	40,089	49.61	58.44	0.08	94.75
	105	32450	ALPS PROP & CAS INS CO	42,191	41,580	40.82	68.64	0.08	94.83
	106	968	AXA INS GRP	42,141	40,354	14.69	30.93	0.08	94.91
	107	34843	NEW YORK SCHOOLS INS RECIP	42,049	41,882	13.78	47.42	0.08	94.99
	108	36706	LAWYERS MUT INS CO	39,635	39,697	24.51	40.91	0.07	95.06
	109	749	SCOR GRP	39,467	39,632	124.53	127.62	0.07	95.13
	110	23	BCS INS GRP	39,141	36,495	80.11	101.42	0.07	95.21
	111	10174	BAR VERMONT RRG INC	38,860	39,567	- 0.37	- 5.54	0.07	95.28
	112	411	MAPFRE INS GRP	38,453	25,273	19.10	20.30	0.07	95.35
	113	1302	BUILDERS INS GRP	38,341	35,570	42.26	40.20	0.07	95.42
	114	309	WESTERN NATL MUT GRP	38,026	36,197	34.60	44.68	0.07	95.49
	115	12866	T H E INS CO	37,262	36,096	24.16	51.64	0.07	95.56
	116	1278	CSAA INS GRP	37,089	35,685	42.90	47.47	0.07	95.63
	117	1	AETNA GRP	36,195	36,113	66.28	82.80	0.07	95.70
	118	2698	PROASSURANCE CORP GRP	36,029	34,811	80.89	123.95	0.07	95.77
	119	42234	MINNESOTA LAWYERS MUT INS CO	35,814	35,171	39.16	71.79	0.07	95.83
	120	36340	CAMICO MUT INS CO	35,786	36,054	66.34	96.40	0.07	95.90
	121	22	ANDOVER GRP	31,559	30,310	33.23	35.19	0.06	95.96
	122	4359	HOUSING AUTHORITY PROP GRP	31,478	31,272	11.21	25.66	0.06	96.02
	123	483	SOUTHERN FARM BUREAU CAS GRP	30,825	30,744	44.32	52.91	0.06	96.08
	124	226	MERCHANTS MUT GRP	30,267	25,803	2.00	- 0.11	0.06	96.13
	125	12497	PREFERRED CONTRACTORS INS CO RRG LLC	30,253	26,451	61.41	79.72	0.06	96.19
			INDUSTRY TOTAL	53,575,719	51,564,073	49.32	60.61	100.00	100.00

PROPERTY AND CASUALTY INSURANCE INDUSTRY
MARKET SHARE REPORT - TOTAL PREMIUM
BY GROUP
17.1, 17.2 - OTHER LIABILITY

May 15, 2014

STATE	Rank	Group/ Company Code	Group/ Company Name	Direct Premiums Written (000)	Direct Premiums Earned (000)	Direct Loss to EP Ratio	Direct Loss & DCC to EP Ratio	Market Share %	Cumulative Market Share %
Alabama	1	12	AMERICAN INTL GRP	41,747	44,910	101.48	140.68	7.81	7.81
	2	1285	XL AMER GRP	28,399	30,345	30.22	27.73	5.31	13.12
	3	3548	TRAVELERS GRP	28,104	27,983	85.42	107.65	5.26	18.37
	4	212	ZURICH INS GRP	24,687	25,124	8.19	15.71	4.62	22.99
	5	218	CNA INS GRP	24,171	24,550	25.74	34.85	4.52	27.51
	6	244	CINCINNATI FIN GRP	19,508	17,351	33.63	39.30	3.65	31.16
	7	626	ACE LTD GRP	19,198	17,595	122.11	154.49	3.59	34.75
	8	140	NATIONWIDE CORP GRP	17,556	17,372	19.39	34.23	3.28	38.03
	9	38	CHUBB INC GRP	17,458	17,785	116.38	132.67	3.26	41.29
	10	111	LIBERTY MUT GRP	16,440	16,282	- 0.14	60.48	3.07	44.37
			**STATE TOTAL **	534,760	529,513	50.99	64.82	100.00	100.00
Alaska	1	12	AMERICAN INTL GRP	19,280	24,094	44.82	47.68	12.91	12.91
	2	212	ZURICH INS GRP	12,296	11,784	103.30	111.38	8.23	21.14
	3	38733	ALASKA NATL INS CO	11,579	11,174	- 23.67	- 29.13	7.75	28.89
	4	785	MARKEL CORP GRP	7,846	7,915	27.68	30.63	5.25	34.14
	5	510	NAVIGATORS GRP	6,652	6,146	33.91	35.95	4.45	38.59
	6	111	LIBERTY MUT GRP	6,309	6,889	30.14	39.88	4.22	42.82
	7	3548	TRAVELERS GRP	6,160	5,765	24.69	32.80	4.12	46.94
	8	98	WR BERKLEY CORP GRP	5,729	5,858	27.79	19.57	3.83	50.77
	9	38	CHUBB INC GRP	4,666	4,418	- 25.45	- 20.99	3.12	53.90
	10	626	ACE LTD GRP	3,986	3,541	63.20	78.40	2.67	56.57
			**STATE TOTAL **	149,390	150,776	32.10	35.59	100.00	100.00
Arizona	1	12	AMERICAN INTL GRP	52,478	56,613	35.92	46.71	7.51	7.51
	2	212	ZURICH INS GRP	40,963	31,382	23.49	23.77	5.86	13.37
	3	626	ACE LTD GRP	33,546	34,985	60.20	77.64	4.80	18.17
	4	3548	TRAVELERS GRP	28,705	28,597	9.03	18.31	4.11	22.28
	5	1285	XL AMER GRP	27,620	23,280	101.32	123.64	3.95	26.23
	6	218	CNA INS GRP	26,858	29,565	54.31	67.84	3.84	30.08
	7	111	LIBERTY MUT GRP	26,405	25,975	56.10	74.15	3.78	33.85
	8	38	CHUBB INC GRP	23,484	26,325	30.44	44.22	3.36	37.21
	9	140	NATIONWIDE CORP GRP	21,212	21,059	17.53	27.39	3.04	40.25
	10	98	WR BERKLEY CORP GRP	18,968	15,760	- 13.29	- 53.50	2.71	42.96
			**STATE TOTAL **	698,803	667,301	40.86	52.21	100.00	100.00
Arkansas	1	12	AMERICAN INTL GRP	21,591	63,193	152.89	175.21	7.31	7.31
	2	3548	TRAVELERS GRP	20,649	20,418	10.91	12.14	6.99	14.30
	3	218	CNA INS GRP	20,564	20,043	149.42	155.46	6.96	21.27
	4	626	ACE LTD GRP	18,546	16,325	19.93	27.03	6.28	27.55
	5	38	CHUBB INC GRP	10,152	10,086	9.68	18.66	3.44	30.99
	6	111	LIBERTY MUT GRP	9,846	9,514	81.96	89.08	3.33	34.32
	7	212	ZURICH INS GRP	9,842	10,415	89.85	94.73	3.33	37.65
	8	483	SOUTHERN FARM BUREAU CAS GRP	9,001	9,025	41.60	41.20	3.05	40.70
	9	98	WR BERKLEY CORP GRP	8,959	8,602	70.02	58.93	3.03	43.74
	10	140	NATIONWIDE CORP GRP	8,084	7,766	19.46	24.58	2.74	46.47
			**STATE TOTAL **	295,290	322,064	71.34	80.91	100.00	100.00
California	1	12	AMERICAN INTL GRP	637,854	702,051	95.83	112.45	9.91	9.91
	2	626	ACE LTD GRP	368,104	362,931	55.73	73.85	5.72	15.63
	3	212	ZURICH INS GRP	315,939	323,669	57.28	73.29	4.91	20.54
	4	111	LIBERTY MUT GRP	291,994	282,818	39.31	62.06	4.54	25.08
	5	3548	TRAVELERS GRP	282,612	279,771	47.52	57.05	4.39	29.47
	6	140	NATIONWIDE CORP GRP	264,440	251,074	47.74	64.67	4.11	33.58
	7	38	CHUBB INC GRP	260,523	268,643	30.88	55.66	4.05	37.63
	8	218	CNA INS GRP	220,026	211,104	87.66	113.23	3.42	41.05
	9	98	WR BERKLEY CORP GRP	219,000	191,488	36.47	10.15	3.40	44.45
	10	1285	XL AMER GRP	181,245	173,791	48.59	66.40	2.82	47.27
			**STATE TOTAL **	6,435,372	6,245,834	56.12	68.28	100.00	100.00

PROPERTY AND CASUALTY INSURANCE INDUSTRY
MARKET SHARE REPORT - TOTAL PREMIUM
BY GROUP
17.1, 17.2 - OTHER LIABILITY

May 15, 2014

STATE	Rank	Group/ Company Code	Group/ Company Name	Direct Premiums Written (000)	Direct Premiums Earned (000)	Direct Loss to EP Ratio	Direct Loss & DCC to EP Ratio	Market Share %	Cumulative Market Share %
Colorado	1	12	AMERICAN INTL GRP	105,675	107,034	110.35	125.45	10.77	10.77
	2	3548	TRAVELERS GRP	65,797	64,023	15.43	14.66	6.70	17.47
	3	212	ZURICH INS GRP	63,530	69,874	60.20	75.35	6.47	23.94
	4	218	CNA INS GRP	47,306	42,362	26.80	39.56	4.82	28.76
	5	38	CHUBB INC GRP	40,884	40,733	62.57	88.30	4.17	32.93
	6	626	ACE LTD GRP	40,201	41,258	24.50	32.25	4.10	37.02
	7	1285	XL AMER GRP	35,034	31,876	19.95	29.47	3.57	40.59
	8	111	LIBERTY MUT GRP	31,132	31,028	36.54	48.91	3.17	43.77
	9	98	WR BERKLEY CORP GRP	28,801	26,042	69.82	73.66	2.93	46.70
	10	140	NATIONWIDE CORP GRP	24,678	23,271	40.75	55.14	2.51	49.22
			**STATE TOTAL **	981,481	936,366	56.25	64.99	100.00	100.00
Connecticut	1	12	AMERICAN INTL GRP	101,618	104,183	111.32	121.39	11.11	11.11
	2	38	CHUBB INC GRP	72,735	73,015	34.04	71.74	7.95	19.07
	3	626	ACE LTD GRP	60,764	57,915	86.26	93.61	6.65	25.71
	4	3548	TRAVELERS GRP	59,159	59,475	51.35	49.21	6.47	32.18
	5	218	CNA INS GRP	50,403	48,452	63.07	79.87	5.51	37.69
	6	212	ZURICH INS GRP	45,561	41,648	66.10	73.90	4.98	42.68
	7	1285	XL AMER GRP	43,703	40,063	59.08	64.06	4.78	47.46
	8	111	LIBERTY MUT GRP	41,607	40,758	139.63	158.61	4.55	52.01
	9	91	HARTFORD FIRE & CAS GRP	28,011	26,470	62.68	87.49	3.06	55.07
	10	3239	ALLIED WORLD ASSUR HOLDING GRP	23,999	19,804	28.49	45.33	2.62	57.69
			**STATE TOTAL **	914,421	881,146	64.97	75.78	100.00	100.00
Delaware	1	12	AMERICAN INTL GRP	44,031	44,980	52.29	55.08	17.19	17.19
	2	84	AMERICAN FINANCIAL GRP	38,568	36,532	18.30	27.92	15.06	32.25
	3	37621	TOYOTA MOTOR INS CO	11,005	192	29.32	29.32	4.30	36.54
	4	11117	MARATHON FIN INS CO INC RRG	10,935	9,643	4.14	4.14	4.27	40.81
	5	4254	THE WARRANTY GRP	10,928	12,499	31.70	31.90	4.27	45.08
	6	218	CNA INS GRP	10,142	9,689	53.82	45.60	3.96	49.04
	7	1285	XL AMER GRP	8,492	8,190	- 7.63	- 7.51	3.32	52.35
	8	3548	TRAVELERS GRP	8,093	8,645	30.35	30.76	3.16	55.51
	9	626	ACE LTD GRP	7,723	7,645	8.12	24.47	3.02	58.53
	10	38	CHUBB INC GRP	7,469	7,081	14.43	13.30	2.92	61.44
			**STATE TOTAL **	256,150	245,056	17.79	19.56	100.00	100.00
District Of Columbia	1	12	AMERICAN INTL GRP	51,708	49,836	15.49	20.32	14.12	14.12
	2	4798	ATTORNEYS LIAB ASSUR SOCIETY GRP	36,031	36,096	22.37	21.82	9.84	23.95
	3	38	CHUBB INC GRP	28,566	28,605	5.48	19.13	7.80	31.75
	4	98	WR BERKLEY CORP GRP	21,154	19,976	36.54	56.46	5.77	37.52
	5	626	ACE LTD GRP	20,030	17,566	-130.81	-132.53	5.47	42.99
	6	218	CNA INS GRP	19,841	19,539	55.39	49.26	5.42	48.41
	7	3548	TRAVELERS GRP	15,961	15,733	- 9.54	- 15.92	4.36	52.76
	8	4509	IRONSHORE GRP	13,285	13,681	59.57	65.91	3.63	56.39
	9	3416	AXIS CAPITAL GRP	13,027	11,668	17.36	24.65	3.56	59.95
	10	212	ZURICH INS GRP	10,265	13,224	16.39	28.20	2.80	62.75
			**STATE TOTAL **	366,326	356,644	16.81	24.42	100.00	100.00
Florida	1	12	AMERICAN INTL GRP	263,437	269,079	39.83	42.30	8.95	8.95
	2	626	ACE LTD GRP	191,632	189,445	20.98	26.66	6.51	15.47
	3	218	CNA INS GRP	139,933	135,708	43.66	52.77	4.76	20.22
	4	3548	TRAVELERS GRP	137,972	134,943	54.04	60.58	4.69	24.91
	5	19	ASSURANT INC GRP	126,250	116,805	103.88	104.02	4.29	29.20
	6	140	NATIONWIDE CORP GRP	114,396	111,004	43.76	55.63	3.89	33.09
	7	111	LIBERTY MUT GRP	109,546	103,267	45.05	66.14	3.72	36.81
	8	212	ZURICH INS GRP	105,122	103,703	69.23	91.81	3.57	40.39
	9	38	CHUBB INC GRP	92,211	92,428	30.52	46.72	3.13	43.52
	10	280	AUTO OWNERS GRP	83,923	80,434	45.97	62.74	2.85	46.37
			**STATE TOTAL **	2,942,219	2,838,705	50.75	62.32	100.00	100.00

PROPERTY AND CASUALTY INSURANCE INDUSTRY
MARKET SHARE REPORT - TOTAL PREMIUM
BY GROUP
17.1, 17.2 - OTHER LIABILITY

May 15, 2014

STATE	Rank	Group/ Company Code	Group/ Company Name	Direct Premiums Written (000)	Direct Premiums Earned (000)	Direct Loss to EP Ratio	Direct Loss & DCC to EP Ratio	Market Share %	Cumulative Market Share %
Georgia	1	12	AMERICAN INTL GRP	179,647	163,258	67.28	70.89	13.86	13.86
	2	626	ACE LTD GRP	96,227	94,655	48.54	51.33	7.42	21.28
	3	212	ZURICH INS GRP	68,530	68,661	- 12.17	- 13.82	5.29	26.57
	4	3548	TRAVELERS GRP	66,884	68,696	26.18	26.96	5.16	31.72
	5	218	CNA INS GRP	61,841	59,896	52.64	64.74	4.77	36.49
	6	38	CHUBB INC GRP	54,080	54,726	16.85	46.49	4.17	40.67
	7	1285	XL AMER GRP	47,934	45,355	62.15	71.60	3.70	44.36
	8	140	NATIONWIDE CORP GRP	37,183	34,913	45.55	56.84	2.87	47.23
	9	111	LIBERTY MUT GRP	37,142	37,431	71.28	83.48	2.86	50.10
	10	176	STATE FARM GRP	30,699	30,477	67.93	67.39	2.37	52.46
			**STATE TOTAL **	1,296,447	1,228,931	45.32	53.91	100.00	100.00
Hawaii	1	12	AMERICAN INTL GRP	23,073	23,013	71.98	87.78	8.62	8.62
	2	3098	TOKIO MARINE HOLDINGS INC GRP	22,963	22,747	- 7.61	- 17.35	8.58	17.20
	3	626	ACE LTD GRP	19,955	20,381	0.35	4.58	7.45	24.65
	4	106	ISLAND INS CO GRP	16,211	16,127	8.92	26.36	6.06	30.71
	5	98	WR BERKLEY CORP GRP	12,996	11,274	26.97	13.07	4.85	35.56
	6	4715	MS & AD INS GRP	11,342	11,617	25.40	32.18	4.24	39.80
	7	84	AMERICAN FINANCIAL GRP	9,304	8,859	38.66	43.31	3.48	43.27
	8	218	CNA INS GRP	9,088	9,187	35.59	55.15	3.39	46.67
	9	1285	XL AMER GRP	8,533	8,421	14.23	27.48	3.19	49.85
	10	212	ZURICH INS GRP	8,308	10,065	196.83	214.12	3.10	52.96
			**STATE TOTAL **	267,712	255,712	44.72	54.58	100.00	100.00
Idaho	1	12	AMERICAN INTL GRP	15,708	27,402	42.18	44.02	9.53	9.53
	2	111	LIBERTY MUT GRP	9,190	9,063	22.47	28.69	5.58	15.11
	3	3548	TRAVELERS GRP	7,968	7,441	25.09	37.79	4.84	19.95
	4	218	CNA INS GRP	6,563	6,691	17.32	35.11	3.98	23.93
	5	212	ZURICH INS GRP	6,044	6,695	71.16	99.15	3.67	27.60
	6	244	CINCINNATI FIN GRP	5,840	5,569	29.33	31.48	3.54	31.14
	7	19	ASSURANT INC GRP	5,801	4,265	42.58	42.62	3.52	34.67
	8	140	NATIONWIDE CORP GRP	5,755	5,570	2.96	9.99	3.49	38.16
	9	1285	XL AMER GRP	5,573	4,985	29.61	40.66	3.38	41.54
	10	98	WR BERKLEY CORP GRP	5,136	4,598	24.18	18.03	3.12	44.66
			**STATE TOTAL **	164,755	167,191	33.86	51.98	100.00	100.00
Illinois	1	4254	THE WARRANTY GRP	330,592	229,988	63.84	64.05	11.11	11.11
	2	218	CNA INS GRP	297,283	284,219	50.54	54.14	9.99	21.11
	3	12	AMERICAN INTL GRP	272,264	335,392	48.41	47.85	9.15	30.26
	4	38	CHUBB INC GRP	143,592	143,586	14.30	32.48	4.83	35.08
	5	212	ZURICH INS GRP	142,818	82,267	110.56	126.93	4.80	39.88
	6	3548	TRAVELERS GRP	136,135	136,291	32.46	35.53	4.58	44.46
	7	626	ACE LTD GRP	110,140	105,549	52.06	59.39	3.70	48.16
	8	1285	XL AMER GRP	82,708	79,089	91.67	120.39	2.78	50.94
	9	111	LIBERTY MUT GRP	70,125	68,562	27.36	52.54	2.36	53.30
	10	98	WR BERKLEY CORP GRP	57,554	52,510	49.56	61.53	1.93	55.23
			**STATE TOTAL **	2,974,989	2,792,305	46.49	55.52	100.00	100.00
Indiana	1	12	AMERICAN INTL GRP	73,922	77,332	35.26	41.34	9.52	9.52
	2	3548	TRAVELERS GRP	45,807	44,903	51.74	57.85	5.90	15.43
	3	212	ZURICH INS GRP	42,060	41,303	3.45	11.44	5.42	20.84
	4	244	CINCINNATI FIN GRP	39,058	36,852	48.25	50.61	5.03	25.88
	5	38	CHUBB INC GRP	30,399	30,350	83.53	103.55	3.92	29.79
	6	111	LIBERTY MUT GRP	30,277	28,929	74.88	90.75	3.90	33.69
	7	626	ACE LTD GRP	29,942	26,826	34.77	39.45	3.86	37.55
	8	218	CNA INS GRP	25,983	23,193	40.67	53.33	3.35	40.90
	9	140	NATIONWIDE CORP GRP	21,363	20,544	19.17	20.23	2.75	43.65
	10	1285	XL AMER GRP	18,924	20,311	109.91	111.56	2.44	46.09
			**STATE TOTAL **	776,188	751,099	38.26	45.69	100.00	100.00

PROPERTY AND CASUALTY INSURANCE INDUSTRY
MARKET SHARE REPORT - TOTAL PREMIUM
BY GROUP
17.1, 17.2 - OTHER LIABILITY

May 15, 2014

STATE	Rank	Group/ Company Code	Group/ Company Name	Direct Premiums Written (000)	Direct Premiums Earned (000)	Direct Loss to EP Ratio	Direct Loss & DCC to EP Ratio	Market Share %	Cumulative Market Share %
Iowa	1	12	AMERICAN INTL GRP	32,047	37,439	76.74	83.14	6.48	6.48
	2	62	EMC INS CO GRP	29,738	28,807	67.73	87.15	6.01	12.49
	3	140	NATIONWIDE CORP GRP	27,040	26,425	24.65	28.20	5.47	17.95
	4	3548	TRAVELERS GRP	26,696	26,629	30.47	28.70	5.40	23.35
	5	218	CNA INS GRP	25,424	25,664	42.78	59.82	5.14	28.49
	6	518	GRINNELL MUT GRP	19,292	18,617	31.68	34.01	3.90	32.39
	7	38	CHUBB INC GRP	18,369	17,789	28.53	76.42	3.71	36.10
	8	212	ZURICH INS GRP	16,842	15,633	68.83	89.46	3.40	39.50
	9	244	CINCINNATI FIN GRP	16,003	15,597	17.84	18.80	3.23	42.74
	10	626	ACE LTD GRP	14,746	15,317	30.86	37.07	2.98	45.72
			STATE TOTAL	494,760	483,636	38.62	47.62	100.00	100.00
Kansas	1	12	AMERICAN INTL GRP	49,398	45,711	55.61	81.74	11.91	11.91
	2	3548	TRAVELERS GRP	31,776	31,120	14.93	20.44	7.66	19.57
	3	212	ZURICH INS GRP	24,175	23,282	134.55	148.02	5.83	25.40
	4	62	EMC INS CO GRP	20,561	19,829	32.28	39.59	4.96	30.35
	5	218	CNA INS GRP	17,225	16,301	14.51	14.17	4.15	34.50
	6	140	NATIONWIDE CORP GRP	15,902	14,682	55.27	58.52	3.83	38.34
	7	626	ACE LTD GRP	13,994	12,836	128.26	130.13	3.37	41.71
	8	38	CHUBB INC GRP	12,899	13,207	20.69	38.68	3.11	44.82
	9	1285	XL AMER GRP	12,660	11,951	120.58	143.26	3.05	47.87
	10	111	LIBERTY MUT GRP	12,556	12,509	13.47	21.78	3.03	50.90
			STATE TOTAL	414,831	389,358	52.84	62.99	100.00	100.00
Kentucky	1	3548	TRAVELERS GRP	26,766	26,415	46.77	49.53	6.76	6.76
	2	12	AMERICAN INTL GRP	25,471	26,968	69.07	88.65	6.43	13.19
	3	111	LIBERTY MUT GRP	21,193	20,243	79.89	93.01	5.35	18.54
	4	244	CINCINNATI FIN GRP	20,435	19,617	61.02	63.13	5.16	23.70
	5	38	CHUBB INC GRP	19,881	18,964	4.94	25.11	5.02	28.73
	6	218	CNA INS GRP	19,724	19,704	- 0.27	9.82	4.98	33.71
	7	212	ZURICH INS GRP	13,352	12,442	67.36	71.88	3.37	37.08
	8	626	ACE LTD GRP	13,314	12,243	- 5.67	4.97	3.36	40.44
	9	32727	UNDERWRITERS AT LLOYDS	12,304	11,342	62.48	66.85	3.11	43.55
	10	109	KENTUCKY FARM BUREAU GRP	10,830	10,355	76.13	76.79	2.73	46.28
			STATE TOTAL	395,983	382,648	43.23	56.48	100.00	100.00
Louisiana	1	12	AMERICAN INTL GRP	73,250	75,395	92.60	118.09	9.25	9.25
	2	3548	TRAVELERS GRP	63,950	62,485	33.42	50.68	8.08	17.33
	3	218	CNA INS GRP	48,822	47,119	56.23	75.27	6.17	23.50
	4	212	ZURICH INS GRP	40,625	41,605	91.27	107.83	5.13	28.63
	5	158	FAIRFAX FIN GRP	38,117	38,173	60.50	74.75	4.82	33.45
	6	626	ACE LTD GRP	36,663	40,891	29.51	40.99	4.63	38.08
	7	98	WR BERKLEY CORP GRP	34,175	31,696	74.88	102.57	4.32	42.40
	8	111	LIBERTY MUT GRP	27,623	25,776	95.92	138.87	3.49	45.89
	9	140	NATIONWIDE CORP GRP	26,781	26,670	33.88	45.20	3.38	49.27
	10	4574	CATLIN US INS GRP	20,586	18,771	19.02	30.86	2.60	51.87
			STATE TOTAL	791,580	758,426	57.93	75.44	100.00	100.00
Maine	1	3548	TRAVELERS GRP	10,925	10,780	18.60	17.82	7.53	7.53
	2	98	WR BERKLEY CORP GRP	10,685	10,097	31.13	32.05	7.36	14.89
	3	111	LIBERTY MUT GRP	10,442	10,265	41.58	48.06	7.20	22.09
	4	12	AMERICAN INTL GRP	8,926	8,232	19.02	23.33	6.15	28.24
	5	38	CHUBB INC GRP	7,641	7,262	35.10	40.68	5.27	33.51
	6	88	THE HANOVER INS GRP	6,844	6,771	- 3.32	- 8.46	4.72	38.22
	7	218	CNA INS GRP	6,147	6,625	30.35	47.27	4.24	42.46
	8	626	ACE LTD GRP	4,065	4,762	62.75	70.72	2.80	45.26
	9	31	BERKSHIRE HATHAWAY GRP	3,859	4,020	- 1.42	- 2.13	2.66	47.92
	10	3098	TOKIO MARINE HOLDINGS INC GRP	3,694	3,622	19.44	20.19	2.55	50.47
			STATE TOTAL	145,097	141,988	22.46	25.36	100.00	100.00

PROPERTY AND CASUALTY INSURANCE INDUSTRY
MARKET SHARE REPORT - TOTAL PREMIUM
BY GROUP
17.1, 17.2 - OTHER LIABILITY

May 15, 2014

STATE	Rank	Group/ Company Code	Group/ Company Name	Direct Premiums Written (000)	Direct Premiums Earned (000)	Direct Loss to EP Ratio	Direct Loss & DCC to EP Ratio	Market Share %	Cumulative Market Share %
Maryland	1	626	ACE LTD GRP	163,898	150,054	99.13	115.18	17.25	17.25
	2	12	AMERICAN INTL GRP	70,618	70,394	21.52	21.81	7.43	24.68
	3	218	CNA INS GRP	53,287	52,265	36.38	49.30	5.61	30.29
	4	212	ZURICH INS GRP	52,857	48,142	94.41	104.65	5.56	35.85
	5	38	CHUBB INC GRP	48,773	47,137	73.54	103.81	5.13	40.98
	6	3548	TRAVELERS GRP	44,326	43,858	31.31	42.70	4.66	45.65
	7	1285	XL AMER GRP	30,790	29,112	32.68	37.87	3.24	48.89
	8	140	NATIONWIDE CORP GRP	27,686	26,758	22.29	30.43	2.91	51.80
	9	91	HARTFORD FIRE & CAS GRP	27,069	26,199	43.74	53.51	2.85	54.65
	10	111	LIBERTY MUT GRP	26,907	26,132	73.24	100.84	2.83	57.48
			**STATE TOTAL **	950,244	909,676	61.64	74.99	100.00	100.00
Massachusetts	1	12	AMERICAN INTL GRP	183,215	179,597	38.17	46.37	11.83	11.83
	2	38	CHUBB INC GRP	99,753	99,548	37.83	55.86	6.44	18.27
	3	3548	TRAVELERS GRP	90,310	90,169	5.69	11.06	5.83	24.11
	4	218	CNA INS GRP	86,964	86,464	69.38	79.93	5.62	29.72
	5	626	ACE LTD GRP	78,999	75,926	25.90	26.68	5.10	34.82
	6	212	ZURICH INS GRP	69,762	71,959	19.22	40.21	4.51	39.33
	7	111	LIBERTY MUT GRP	63,685	61,644	32.54	59.85	4.11	43.44
	8	1285	XL AMER GRP	59,889	54,072	122.25	130.36	3.87	47.31
	9	98	WR BERKLEY CORP GRP	57,077	52,425	38.66	45.17	3.69	50.99
	10	586	ARBELLA INS GRP	36,563	34,618	44.21	52.79	2.36	53.35
			**STATE TOTAL **	1,548,528	1,502,217	40.96	51.01	100.00	100.00
Michigan	1	12	AMERICAN INTL GRP	120,917	122,205	13.96	9.26	10.59	10.59
	2	33499	DORINCO REINS CO	62,737	64,254	54.43	82.88	5.49	16.08
	3	3548	TRAVELERS GRP	60,294	60,394	9.17	8.78	5.28	21.36
	4	38	CHUBB INC GRP	59,922	57,606	61.04	67.71	5.25	26.61
	5	626	ACE LTD GRP	48,727	46,774	18.92	26.73	4.27	30.88
	6	212	ZURICH INS GRP	46,860	47,043	28.95	20.26	4.10	34.98
	7	218	CNA INS GRP	39,167	39,218	- 0.61	2.32	3.43	38.41
	8	280	AUTO OWNERS GRP	39,046	37,858	15.52	16.60	3.42	41.83
	9	1285	XL AMER GRP	36,249	34,329	- 9.75	- 4.64	3.17	45.01
	10	244	CINCINNATI FIN GRP	28,296	26,783	47.04	48.73	2.48	47.49
			**STATE TOTAL **	1,141,826	1,104,937	28.61	38.10	100.00	100.00
Minnesota	1	12	AMERICAN INTL GRP	75,613	80,707	- 2.78	- 7.31	7.88	7.88
	2	3548	TRAVELERS GRP	56,922	57,341	23.15	22.83	5.93	13.80
	3	38	CHUBB INC GRP	54,614	54,430	49.23	62.98	5.69	19.49
	4	212	ZURICH INS GRP	44,733	39,585	96.92	112.86	4.66	24.15
	5	626	ACE LTD GRP	41,034	42,257	31.22	40.94	4.27	28.43
	6	218	CNA INS GRP	38,685	38,382	52.17	62.37	4.03	32.45
	7	1285	XL AMER GRP	27,847	26,306	30.31	60.20	2.90	35.35
	8	176	STATE FARM GRP	26,625	26,305	33.48	34.69	2.77	38.13
	9	111	LIBERTY MUT GRP	25,520	23,589	33.66	45.07	2.66	40.79
	10	98	WR BERKLEY CORP GRP	24,146	22,082	46.81	59.84	2.51	43.30
			**STATE TOTAL **	960,124	915,705	34.01	42.86	100.00	100.00
Mississippi	1	3548	TRAVELERS GRP	30,713	31,585	10.41	8.55	10.64	10.64
	2	12	AMERICAN INTL GRP	22,431	23,466	55.78	66.28	7.77	18.41
	3	212	ZURICH INS GRP	18,942	18,962	63.11	70.17	6.56	24.97
	4	218	CNA INS GRP	16,590	11,636	18.40	90.66	5.75	30.71
	5	98	WR BERKLEY CORP GRP	13,980	12,720	111.95	123.86	4.84	35.56
	6	111	LIBERTY MUT GRP	12,781	11,747	35.51	55.62	4.43	39.98
	7	626	ACE LTD GRP	11,092	10,350	74.18	84.77	3.84	43.82
	8	38	CHUBB INC GRP	10,641	11,703	- 1.77	12.93	3.69	47.51
	9	140	NATIONWIDE CORP GRP	9,541	9,073	53.74	66.62	3.30	50.81
	10	483	SOUTHERN FARM BUREAU CAS GRP	7,353	7,199	10.69	19.32	2.55	53.36
			**STATE TOTAL **	288,719	276,197	36.59	49.05	100.00	100.00

PROPERTY AND CASUALTY INSURANCE INDUSTRY
MARKET SHARE REPORT - TOTAL PREMIUM
BY GROUP
17.1, 17.2 - OTHER LIABILITY

May 15, 2014

STATE	Rank	Group/ Company Code	Group/ Company Name	Direct Premiums Written (000)	Direct Premiums Earned (000)	Direct Loss to EP Ratio	Direct Loss & DCC to EP Ratio	Market Share %	Cumulative Market Share %
Missouri	1	12	AMERICAN INTL GRP	83,168	95,871	93.40	107.15	9.27	9.27
	2	3569	CATERPILLAR GRP	49,181	39,658	47.31	47.31	5.48	14.75
	3	3548	TRAVELERS GRP	48,763	48,228	25.31	26.69	5.44	20.19
	4	38	CHUBB INC GRP	47,743	47,005	26.55	45.81	5.32	25.51
	5	626	ACE LTD GRP	44,325	41,922	72.39	81.24	4.94	30.45
	6	212	ZURICH INS GRP	42,966	42,674	33.26	73.58	4.79	35.24
	7	218	CNA INS GRP	36,843	36,077	74.26	80.98	4.11	39.35
	8	140	NATIONWIDE CORP GRP	33,851	28,569	18.93	27.32	3.77	43.12
	9	111	LIBERTY MUT GRP	29,060	28,399	91.41	111.17	3.24	46.36
	10	1285	XL AMER GRP	22,872	23,515	19.49	29.19	2.55	48.91
			STATE TOTAL	897,128	863,040	59.09	71.67	100.00	100.00
Montana	1	3548	TRAVELERS GRP	14,104	13,288	65.44	74.69	10.12	10.12
	2	244	CINCINNATI FIN GRP	7,299	6,774	7.93	13.67	5.24	15.36
	3	111	LIBERTY MUT GRP	6,935	7,040	31.30	41.65	4.98	20.33
	4	12	AMERICAN INTL GRP	6,765	4,030	-1985.02	-1967.87	4.85	25.19
	5	218	CNA INS GRP	6,578	6,140	29.23	38.10	4.72	29.90
	6	62	EMC INS CO GRP	5,819	5,856	62.33	74.89	4.18	34.08
	7	98	WR BERKLEY CORP GRP	5,362	4,754	21.09	34.05	3.85	37.93
	8	140	NATIONWIDE CORP GRP	5,221	4,915	31.98	40.02	3.75	41.67
	9	176	STATE FARM GRP	3,840	3,783	15.58	18.55	2.75	44.43
	10	84	AMERICAN FINANCIAL GRP	3,274	3,208	124.38	173.33	2.35	46.78
			STATE TOTAL	139,377	132,728	- 11.23	4.51	100.00	100.00
Nebraska	1	12	AMERICAN INTL GRP	21,462	21,942	36.20	25.78	7.30	7.30
	2	3548	TRAVELERS GRP	19,414	18,977	42.08	44.92	6.60	13.90
	3	212	ZURICH INS GRP	17,573	16,492	47.26	55.53	5.98	19.88
	4	140	NATIONWIDE CORP GRP	15,306	14,541	11.01	13.07	5.21	25.08
	5	62	EMC INS CO GRP	13,357	12,943	32.65	42.16	4.54	29.62
	6	218	CNA INS GRP	11,438	11,293	42.66	53.06	3.89	33.51
	7	38	CHUBB INC GRP	10,908	10,886	63.07	66.38	3.71	37.22
	8	626	ACE LTD GRP	10,147	10,903	32.36	42.02	3.45	40.67
	9	1285	XL AMER GRP	9,818	10,838	- 4.40	- 5.13	3.34	44.01
	10	176	STATE FARM GRP	9,264	9,307	36.08	36.34	3.15	47.16
			STATE TOTAL	294,066	289,916	30.82	36.38	100.00	100.00
Nevada	1	12	AMERICAN INTL GRP	59,712	57,334	131.85	214.26	16.17	16.17
	2	626	ACE LTD GRP	21,485	22,996	- 1.92	- 0.86	5.82	21.99
	3	212	ZURICH INS GRP	21,482	22,570	145.39	178.99	5.82	27.81
	4	111	LIBERTY MUT GRP	18,081	17,526	44.88	57.96	4.90	32.70
	5	3548	TRAVELERS GRP	16,978	16,529	102.59	104.63	4.60	37.30
	6	140	NATIONWIDE CORP GRP	11,519	10,586	24.60	39.22	3.12	40.42
	7	218	CNA INS GRP	11,517	10,641	53.33	68.05	3.12	43.54
	8	98	WR BERKLEY CORP GRP	8,984	7,838	78.25	49.88	2.43	45.97
	9	38	CHUBB INC GRP	8,706	9,359	1.81	11.04	2.36	48.33
	10	1285	XL AMER GRP	7,648	7,248	17.35	40.46	2.07	50.40
			STATE TOTAL	369,280	356,204	79.29	101.45	100.00	100.00
New Hampshire	1	111	LIBERTY MUT GRP	14,903	13,724	112.79	122.81	8.82	8.82
	2	98	WR BERKLEY CORP GRP	12,327	11,877	14.84	21.54	7.30	16.12
	3	12	AMERICAN INTL GRP	11,090	10,632	97.10	112.38	6.57	22.69
	4	3548	TRAVELERS GRP	10,059	10,008	17.45	23.09	5.95	28.64
	5	38	CHUBB INC GRP	7,796	7,479	19.31	22.33	4.61	33.25
	6	218	CNA INS GRP	6,853	6,406	40.79	51.92	4.06	37.31
	7	19	ASSURANT INC GRP	5,218	2,898	29.99	30.21	3.09	40.40
	8	88	THE HANOVER INS GRP	4,832	4,575	62.36	62.59	2.86	43.26
	9	626	ACE LTD GRP	4,505	4,607	0.93	7.96	2.67	45.93
	10	3098	TOKIO MARINE HOLDINGS INC GRP	4,421	4,360	3.73	4.25	2.62	48.54
			STATE TOTAL	168,924	159,918	68.24	79.75	100.00	100.00

PROPERTY AND CASUALTY INSURANCE INDUSTRY
MARKET SHARE REPORT - TOTAL PREMIUM
BY GROUP
17.1, 17.2 - OTHER LIABILITY

May 15, 2014

STATE	Rank	Group/ Company Code	Group/ Company Name	Direct Premiums Written (000)	Direct Premiums Earned (000)	Direct Loss to EP Ratio	Direct Loss & DCC to EP Ratio	Market Share %	Cumulative Market Share %
New Jersey	1	12	AMERICAN INTL GRP	200,536	222,525	- 35.89	- 22.46	9.44	9.44
	2	212	ZURICH INS GRP	157,056	153,266	69.56	85.58	7.40	16.84
	3	38	CHUBB INC GRP	107,017	111,664	34.26	64.55	5.04	21.88
	4	626	ACE LTD GRP	104,653	102,858	24.94	32.72	4.93	26.81
	5	3548	TRAVELERS GRP	91,790	89,228	23.83	29.75	4.32	31.13
	6	242	SELECTIVE INS GRP	89,318	85,699	43.86	56.79	4.21	35.34
	7	111	LIBERTY MUT GRP	85,511	81,717	81.39	97.93	4.03	39.36
	8	218	CNA INS GRP	85,007	84,713	70.95	93.84	4.00	43.37
	9	1285	XL AMER GRP	80,309	78,223	44.09	64.73	3.78	47.15
	10	98	WR BERKLEY CORP GRP	58,625	53,251	93.95	118.25	2.76	49.91
			**STATE TOTAL **	2,123,549	2,061,179	41.44	56.02	100.00	100.00
New Mexico	1	3548	TRAVELERS GRP	28,461	26,751	19.01	27.93	14.11	14.11
	2	218	CNA INS GRP	12,471	12,431	3.16	12.00	6.18	20.30
	3	12	AMERICAN INTL GRP	9,549	8,471	80.42	86.58	4.74	25.03
	4	98	WR BERKLEY CORP GRP	9,041	7,301	33.07	106.88	4.48	29.52
	5	212	ZURICH INS GRP	8,679	9,683	46.08	73.10	4.30	33.82
	6	111	LIBERTY MUT GRP	8,611	8,546	41.79	57.90	4.27	38.09
	7	158	FAIRFAX FIN GRP	7,092	6,524	41.89	- 13.63	3.52	41.61
	8	140	NATIONWIDE CORP GRP	6,434	6,286	48.06	58.58	3.19	44.80
	9	3098	TOKIO MARINE HOLDINGS INC GRP	6,087	5,974	57.63	69.73	3.02	47.82
	10	626	ACE LTD GRP	5,813	5,990	66.15	77.84	2.88	50.70
			**STATE TOTAL **	201,654	189,993	57.06	83.69	100.00	100.00
New York	1	12	AMERICAN INTL GRP	824,464	829,200	91.64	100.52	13.44	13.44
	2	38	CHUBB INC GRP	360,354	349,647	41.54	57.25	5.87	19.31
	3	626	ACE LTD GRP	309,021	286,810	75.50	81.87	5.04	24.35
	4	3548	TRAVELERS GRP	302,819	297,454	41.79	51.66	4.94	29.28
	5	140	NATIONWIDE CORP GRP	265,715	244,648	59.48	73.51	4.33	33.61
	6	212	ZURICH INS GRP	258,391	268,523	88.73	106.17	4.21	37.83
	7	218	CNA INS GRP	249,687	238,672	74.22	90.63	4.07	41.90
	8	1285	XL AMER GRP	227,126	222,347	52.31	57.38	3.70	45.60
	9	111	LIBERTY MUT GRP	207,661	235,522	14.76	35.94	3.38	48.98
	10	4670	STARR GRP	156,752	122,651	49.84	58.51	2.55	51.54
			**STATE TOTAL **	6,135,459	5,832,348	59.91	73.46	100.00	100.00
North Carolina	1	12	AMERICAN INTL GRP	89,095	86,325	30.49	28.44	8.88	8.88
	2	3548	TRAVELERS GRP	59,346	59,290	20.56	22.43	5.92	14.80
	3	1285	XL AMER GRP	53,126	51,559	35.81	39.70	5.30	20.10
	4	626	ACE LTD GRP	47,680	45,753	22.81	26.50	4.75	24.85
	5	140	NATIONWIDE CORP GRP	43,707	41,135	10.49	19.94	4.36	29.21
	6	212	ZURICH INS GRP	41,044	41,080	71.36	72.65	4.09	33.30
	7	38	CHUBB INC GRP	39,284	40,168	25.27	27.39	3.92	37.22
	8	111	LIBERTY MUT GRP	35,309	34,524	41.29	54.56	3.52	40.74
	9	218	CNA INS GRP	34,639	34,458	82.65	91.13	3.45	44.20
	10	244	CINCINNATI FIN GRP	30,973	29,427	41.26	43.56	3.09	47.28
			**STATE TOTAL **	1,002,890	958,615	33.10	34.21	100.00	100.00
North Dakota	1	3548	TRAVELERS GRP	18,986	17,722	86.12	97.23	12.08	12.08
	2	12	AMERICAN INTL GRP	8,403	7,830	19.30	28.61	5.35	17.43
	3	84	AMERICAN FINANCIAL GRP	7,293	6,917	2.44	3.51	4.64	22.07
	4	212	ZURICH INS GRP	6,401	5,821	14.98	23.19	4.07	26.14
	5	62	EMC INS CO GRP	6,095	5,893	4.93	- 1.10	3.88	30.02
	6	111	LIBERTY MUT GRP	5,800	4,813	- 0.06	3.97	3.69	33.71
	7	244	CINCINNATI FIN GRP	5,018	4,567	- 76.03	- 74.52	3.18	36.90
	8	140	NATIONWIDE CORP GRP	4,625	4,350	11.60	14.31	2.94	39.84
	9	98	WR BERKLEY CORP GRP	4,614	4,101	48.18	60.69	2.94	42.78
	10	218	CNA INS GRP	4,564	4,313	4.07	12.54	2.90	45.68
			**STATE TOTAL **	157,162	149,298	28.04	36.45	100.00	100.00

PROPERTY AND CASUALTY INSURANCE INDUSTRY
MARKET SHARE REPORT - TOTAL PREMIUM
BY GROUP
17.1, 17.2 - OTHER LIABILITY

May 15, 2014

STATE	Rank	Group/ Company Code	Group/ Company Name	Direct Premiums Written (000)	Direct Premiums Earned (000)	Direct Loss to EP Ratio	Direct Loss & DCC to EP Ratio	Market Share %	Cumulative Market Share %
Ohio	1	12	AMERICAN INTL GRP	192,383	187,356	48.24	54.11	13.22	13.22
	2	244	CINCINNATI FIN GRP	109,841	107,799	32.77	34.41	7.55	20.76
	3	3548	TRAVELERS GRP	84,843	82,409	26.34	33.42	5.83	26.59
	4	38	CHUBB INC GRP	83,239	86,333	19.22	40.36	5.72	32.31
	5	218	CNA INS GRP	75,031	72,606	60.85	88.91	5.15	37.46
	6	212	ZURICH INS GRP	54,261	53,150	29.77	33.55	3.73	41.19
	7	1285	XL AMER GRP	52,948	51,078	49.31	56.56	3.64	44.83
	8	626	ACE LTD GRP	48,051	49,172	24.25	27.87	3.30	48.13
	9	111	LIBERTY MUT GRP	43,728	42,643	37.08	49.59	3.00	51.13
	10	140	NATIONWIDE CORP GRP	37,597	37,835	27.84	34.87	2.58	53.72
			STATE TOTAL	1,455,621	1,413,729	33.43	42.14	100.00	100.00
Oklahoma	1	12	AMERICAN INTL GRP	52,672	53,687	- 12.08	- 16.40	9.61	9.61
	2	3548	TRAVELERS GRP	36,774	36,645	37.90	41.54	6.71	16.33
	3	212	ZURICH INS GRP	35,000	34,643	68.32	76.54	6.39	22.71
	4	84	AMERICAN FINANCIAL GRP	27,405	26,437	22.28	25.33	5.00	27.72
	5	38	CHUBB INC GRP	25,287	24,929	91.33	101.14	4.62	32.33
	6	111	LIBERTY MUT GRP	19,966	18,644	194.10	217.82	3.64	35.98
	7	218	CNA INS GRP	18,788	17,972	53.99	68.68	3.43	39.41
	8	98	WR BERKLEY CORP GRP	18,330	15,603	56.32	62.35	3.35	42.75
	9	626	ACE LTD GRP	17,753	15,149	14.47	26.53	3.24	45.99
	10	23663	NATIONAL AMER INS CO	15,962	15,526	4.75	8.95	2.91	48.91
			STATE TOTAL	547,864	513,117	42.36	48.78	100.00	100.00
Oregon	1	111	LIBERTY MUT GRP	45,755	44,668	55.07	63.20	10.25	10.25
	2	38	CHUBB INC GRP	29,423	29,001	27.58	56.13	6.59	16.84
	3	12	AMERICAN INTL GRP	25,033	26,453	80.79	89.32	5.61	22.45
	4	3548	TRAVELERS GRP	21,487	21,372	13.23	18.59	4.81	27.27
	5	212	ZURICH INS GRP	16,516	17,005	29.70	49.35	3.70	30.97
	6	176	STATE FARM GRP	15,778	15,793	29.66	32.95	3.53	34.50
	7	218	CNA INS GRP	15,430	15,149	57.21	83.14	3.46	37.96
	8	626	ACE LTD GRP	14,712	13,154	38.94	66.29	3.30	41.25
	9	19	ASSURANT INC GRP	13,410	12,494	42.41	42.64	3.00	44.26
	10	140	NATIONWIDE CORP GRP	13,240	12,261	26.49	35.24	2.97	47.23
			STATE TOTAL	446,340	434,104	48.67	63.32	100.00	100.00
Pennsylvania	1	12	AMERICAN INTL GRP	248,104	244,361	74.41	84.11	10.97	10.97
	2	626	ACE LTD GRP	162,624	164,052	81.27	158.53	7.19	18.16
	3	3548	TRAVELERS GRP	133,221	132,972	49.80	63.37	5.89	24.05
	4	212	ZURICH INS GRP	129,373	127,825	96.77	106.30	5.72	29.77
	5	38	CHUBB INC GRP	111,309	111,686	- 6.49	16.81	4.92	34.69
	6	218	CNA INS GRP	108,462	94,789	59.19	73.20	4.80	39.49
	7	111	LIBERTY MUT GRP	83,089	80,397	78.84	105.23	3.67	43.16
	8	1285	XL AMER GRP	66,340	66,415	95.70	108.39	2.93	46.10
	9	140	NATIONWIDE CORP GRP	64,986	62,811	61.65	67.33	2.87	48.97
	10	242	SELECTIVE INS GRP	46,602	44,111	57.98	64.16	2.06	51.03
			STATE TOTAL	2,261,551	2,211,072	54.89	71.74	100.00	100.00
Rhode Island	1	12	AMERICAN INTL GRP	16,945	17,036	70.32	92.28	9.18	9.18
	2	3548	TRAVELERS GRP	12,005	11,440	21.53	42.45	6.50	15.68
	3	38	CHUBB INC GRP	11,591	11,803	3.04	10.96	6.28	21.96
	4	111	LIBERTY MUT GRP	11,381	10,627	79.19	105.15	6.16	28.12
	5	212	ZURICH INS GRP	10,805	10,955	61.63	70.60	5.85	33.97
	6	626	ACE LTD GRP	8,932	8,868	15.63	- 2.10	4.84	38.81
	7	1285	XL AMER GRP	8,305	8,212	142.88	154.96	4.50	43.31
	8	218	CNA INS GRP	7,911	7,396	26.06	38.28	4.28	47.59
	9	98	WR BERKLEY CORP GRP	5,405	4,647	52.02	76.86	2.93	50.52
	10	62	EMC INS CO GRP	5,341	5,114	45.85	57.08	2.89	53.41
			STATE TOTAL	184,643	178,901	39.01	53.05	100.00	100.00

PROPERTY AND CASUALTY INSURANCE INDUSTRY
MARKET SHARE REPORT - TOTAL PREMIUM
BY GROUP
17.1, 17.2 - OTHER LIABILITY

May 15, 2014

STATE	Rank	Group/ Company Code	Group/ Company Name	Direct Premiums Written (000)	Direct Premiums Earned (000)	Direct Loss to EP Ratio	Direct Loss & DCC to EP Ratio	Market Share %	Cumulative Market Share %
South Carolina	1	12	AMERICAN INTL GRP	28,043	28,838	26.50	30.18	6.81	6.81
	2	3548	TRAVELERS GRP	26,542	26,370	17.42	21.83	6.45	13.26
	3	218	CNA INS GRP	21,819	21,422	31.45	42.59	5.30	18.57
	4	111	LIBERTY MUT GRP	17,520	16,683	35.37	57.33	4.26	22.82
	5	140	NATIONWIDE CORP GRP	17,371	16,256	48.34	58.26	4.22	27.04
	6	212	ZURICH INS GRP	16,498	16,905	12.48	21.81	4.01	31.05
	7	626	ACE LTD GRP	13,930	13,215	21.43	31.66	3.38	34.44
	8	38	CHUBB INC GRP	13,014	12,925	24.73	57.46	3.16	37.60
	9	280	AUTO OWNERS GRP	10,973	10,494	33.50	38.49	2.67	40.27
	10	1285	XL AMER GRP	10,771	9,795	- 22.25	- 3.75	2.62	42.88
			**STATE TOTAL **	411,541	399,612	33.43	44.32	100.00	100.00
South Dakota	1	3548	TRAVELERS GRP	7,028	6,874	13.47	13.31	6.88	6.88
	2	12	AMERICAN INTL GRP	5,730	5,513	-329.90	-360.39	5.61	12.49
	3	140	NATIONWIDE CORP GRP	4,793	4,520	15.36	18.67	4.69	17.19
	4	218	CNA INS GRP	4,501	4,410	39.78	44.00	4.41	21.59
	5	14184	ACUITY A MUT INS CO	4,439	4,234	55.59	7.52	4.35	25.94
	6	98	WR BERKLEY CORP GRP	3,669	3,279	60.35	69.40	3.59	29.54
	7	176	STATE FARM GRP	3,493	3,345	37.50	37.90	3.42	32.96
	8	248	UNITED FIRE & CAS GRP	3,341	3,269	- 35.75	- 49.50	3.27	36.23
	9	38	CHUBB INC GRP	3,233	3,085	0.51	37.95	3.17	39.39
	10	62	EMC INS CO GRP	3,231	3,108	57.70	81.16	3.16	42.56
			**STATE TOTAL **	102,115	99,256	9.85	13.54	100.00	100.00
Tennessee	1	111	LIBERTY MUT GRP	279,655	279,602	68.74	69.74	26.84	26.84
	2	626	ACE LTD GRP	82,293	78,376	62.59	67.26	7.90	34.74
	3	12	AMERICAN INTL GRP	73,503	73,602	96.26	109.42	7.05	41.80
	4	3548	TRAVELERS GRP	46,179	46,708	21.97	27.00	4.43	46.23
	5	212	ZURICH INS GRP	38,329	35,755	22.05	22.12	3.68	49.91
	6	218	CNA INS GRP	37,121	33,092	41.67	56.05	3.56	53.47
	7	38	CHUBB INC GRP	30,433	29,317	92.04	118.16	2.92	56.39
	8	1285	XL AMER GRP	28,807	28,349	86.45	105.06	2.76	59.16
	9	244	CINCINNATI FIN GRP	24,017	22,522	47.41	49.66	2.31	61.46
	10	140	NATIONWIDE CORP GRP	19,797	19,362	46.91	55.69	1.90	63.36
			**STATE TOTAL **	1,041,868	1,000,287	56.27	62.75	100.00	100.00
Texas	1	12	AMERICAN INTL GRP	598,330	574,907	63.06	70.39	13.51	13.51
	2	212	ZURICH INS GRP	272,048	255,239	63.81	84.04	6.14	19.66
	3	3548	TRAVELERS GRP	252,324	249,185	47.95	51.39	5.70	25.36
	4	626	ACE LTD GRP	223,720	214,232	41.88	51.66	5.05	30.41
	5	111	LIBERTY MUT GRP	163,398	153,954	81.79	101.38	3.69	34.10
	6	98	WR BERKLEY CORP GRP	160,446	142,849	20.43	24.35	3.62	37.72
	7	38	CHUBB INC GRP	155,510	153,301	33.37	50.95	3.51	41.23
	8	1285	XL AMER GRP	128,608	126,656	51.79	59.10	2.90	44.14
	9	158	FAIRFAX FIN GRP	121,456	121,197	59.48	71.69	2.74	46.88
	10	218	CNA INS GRP	114,477	108,248	32.56	42.24	2.59	49.47
			**STATE TOTAL **	4,427,882	4,129,354	51.22	61.69	100.00	100.00
Utah	1	12	AMERICAN INTL GRP	28,811	26,544	42.97	41.89	8.76	8.76
	2	3548	TRAVELERS GRP	24,541	24,365	24.78	30.27	7.47	16.23
	3	212	ZURICH INS GRP	14,202	16,169	20.20	30.53	4.32	20.55
	4	1285	XL AMER GRP	13,215	10,504	33.93	44.05	4.02	24.57
	5	111	LIBERTY MUT GRP	11,665	11,965	45.55	64.79	3.55	28.12
	6	626	ACE LTD GRP	11,540	11,071	9.39	20.16	3.51	31.63
	7	140	NATIONWIDE CORP GRP	11,411	10,666	19.80	27.58	3.51	35.10
	8	244	CINCINNATI FIN GRP	10,994	10,183	31.88	47.45	3.34	38.45
	9	38	CHUBB INC GRP	10,875	10,995	95.59	140.74	3.31	41.76
	10	98	WR BERKLEY CORP GRP	9,324	7,307	56.14	58.85	2.84	44.59
			**STATE TOTAL **	328,708	310,507	58.52	71.65	100.00	100.00

PROPERTY AND CASUALTY INSURANCE INDUSTRY
MARKET SHARE REPORT - TOTAL PREMIUM
BY GROUP
17.1, 17.2 - OTHER LIABILITY

May 15, 2014

STATE	Rank	Group/ Company Code	Group/ Company Name	Direct Premiums Written (000)	Direct Premiums Earned (000)	Direct Loss to EP Ratio	Direct Loss & DCC to EP Ratio	Market Share %	Cumulative Market Share %
Vermont	1	12	AMERICAN INTL GRP	10,226	10,489	60.13	64.73	9.80	9.80
	2	98	WR BERKLEY CORP GRP	6,878	6,408	- 12.57	- 33.17	6.59	16.39
	3	111	LIBERTY MUT GRP	5,728	5,641	25.74	30.69	5.49	21.88
	4	3548	TRAVELERS GRP	5,239	5,199	101.92	106.64	5.02	26.90
	5	244	CINCINNATI FIN GRP	4,454	4,467	29.76	35.80	4.27	31.16
	6	785	MARKEL CORP GRP	4,065	4,098	68.68	67.65	3.89	35.06
	7	218	CNA INS GRP	3,612	3,816	82.92	88.61	3.46	38.52
	8	38	CHUBB INC GRP	3,576	4,002	0.60	10.78	3.43	41.95
	9	140	NATIONWIDE CORP GRP	3,419	3,026	29.92	35.42	3.28	45.22
	10	212	ZURICH INS GRP	3,320	3,001	87.06	128.84	3.18	48.40
			**STATE TOTAL **	104,367	104,186	36.13	40.80	100.00	100.00
Virginia	1	12	AMERICAN INTL GRP	165,281	154,852	66.08	71.20	14.83	14.83
	2	3548	TRAVELERS GRP	63,033	62,295	11.63	11.72	5.65	20.48
	3	626	ACE LTD GRP	56,057	56,961	47.43	55.87	5.03	25.51
	4	212	ZURICH INS GRP	55,364	56,021	60.76	72.72	4.97	30.48
	5	38	CHUBB INC GRP	51,655	51,820	- 0.70	12.75	4.63	35.11
	6	218	CNA INS GRP	48,615	50,419	39.57	47.29	4.36	39.47
	7	140	NATIONWIDE CORP GRP	38,431	37,114	34.97	39.92	3.45	42.92
	8	306	CUNA MUT GRP	37,721	37,153	75.88	75.91	3.38	46.30
	9	1285	XL AMER GRP	34,832	32,199	126.30	133.07	3.12	49.43
	10	111	LIBERTY MUT GRP	34,553	32,176	42.39	64.69	3.10	52.53
			**STATE TOTAL **	1,114,691	1,065,064	48.60	57.87	100.00	100.00
Washington	1	12	AMERICAN INTL GRP	85,986	97,488	88.01	103.57	9.11	9.11
	2	111	LIBERTY MUT GRP	76,493	72,061	63.41	70.84	8.11	17.22
	3	218	CNA INS GRP	46,533	46,006	34.53	45.31	4.93	22.16
	4	626	ACE LTD GRP	45,938	41,127	39.52	51.11	4.87	27.02
	5	3548	TRAVELERS GRP	45,677	45,490	24.94	40.04	4.84	31.87
	6	212	ZURICH INS GRP	36,673	39,833	35.95	29.50	3.89	35.75
	7	19	ASSURANT INC GRP	32,920	26,692	45.35	45.42	3.49	39.24
	8	140	NATIONWIDE CORP GRP	31,150	29,802	37.83	55.70	3.30	42.55
	9	38	CHUBB INC GRP	30,224	31,694	113.99	142.76	3.20	45.75
	10	98	WR BERKLEY CORP GRP	27,485	25,724	50.92	60.85	2.91	48.66
			**STATE TOTAL **	943,391	914,552	46.33	56.04	100.00	100.00
West Virginia	1	3548	TRAVELERS GRP	29,012	27,813	79.23	87.89	14.91	14.91
	2	12	AMERICAN INTL GRP	17,600	18,757	151.99	190.24	9.05	23.96
	3	140	NATIONWIDE CORP GRP	9,932	8,494	25.72	36.59	5.10	29.06
	4	212	ZURICH INS GRP	8,147	7,935	10.14	- 8.05	4.19	33.25
	5	111	LIBERTY MUT GRP	6,919	6,935	22.51	33.90	3.56	36.80
	6	244	CINCINNATI FIN GRP	6,307	6,000	36.91	42.79	3.24	40.05
	7	228	WESTFIELD GRP	6,184	6,220	19.06	22.11	3.18	43.22
	8	38	CHUBB INC GRP	5,347	5,128	20.80	31.94	2.75	45.97
	9	158	FAIRFAX FIN GRP	4,995	3,768	57.49	58.20	2.57	48.54
	10	175	STATE AUTO MUT GRP	4,834	4,638	35.87	50.28	2.48	51.02
			**STATE TOTAL **	194,569	186,138	54.14	66.96	100.00	100.00
Wisconsin	1	12	AMERICAN INTL GRP	60,419	58,924	38.14	41.70	6.85	6.85
	2	15350	WEST BEND MUT INS CO	56,642	54,594	33.59	40.97	6.42	13.27
	3	3548	TRAVELERS GRP	55,570	54,424	19.21	23.22	6.30	19.57
	4	38	CHUBB INC GRP	45,428	44,858	20.13	26.34	5.15	24.72
	5	212	ZURICH INS GRP	42,360	41,991	9.87	21.09	4.80	29.53
	6	473	AMERICAN FAMILY INS GRP	41,078	40,137	50.95	51.99	4.66	34.18
	7	218	CNA INS GRP	40,455	40,442	90.47	134.40	4.59	38.77
	8	14184	ACUITY A MUT INS CO	27,876	27,013	35.15	38.76	3.16	41.93
	9	626	ACE LTD GRP	23,089	23,025	29.91	38.02	2.62	44.55
	10	111	LIBERTY MUT GRP	22,715	23,850	116.73	178.70	2.58	47.12
			**STATE TOTAL **	881,983	859,760	37.30	46.86	100.00	100.00

PROPERTY AND CASUALTY INSURANCE INDUSTRY
MARKET SHARE REPORT - TOTAL PREMIUM
BY GROUP
17.1, 17.2 - OTHER LIABILITY

May 15, 2014

STATE	Rank	Group/ Company Code	Group/ Company Name	Direct Premiums Written (000)	Direct Premiums Earned (000)	Direct Loss to EP Ratio	Direct Loss & DCC to EP Ratio	Market Share %	Cumulative Market Share %
Wyoming	1	3548	TRAVELERS GRP	18,247	17,606	32.92	31.49	18.58	18.58
	2	62	EMC INS CO GRP	4,776	4,790	- 4.31	- 14.38	4.86	23.44
	3	111	LIBERTY MUT GRP	4,627	4,865	25.42	33.42	4.71	28.15
	4	212	ZURICH INS GRP	4,444	4,298	88.37	109.61	4.52	32.67
	5	140	NATIONWIDE CORP GRP	3,876	3,402	19.60	23.63	3.95	36.62
	6	158	FAIRFAX FIN GRP	3,389	3,322	- 52.01	- 82.11	3.45	40.07
	7	98	WR BERKLEY CORP GRP	3,219	3,063	36.01	41.78	3.28	43.35
	8	12	AMERICAN INTL GRP	3,110	3,329	- 91.24	- 90.23	3.17	46.51
	9	218	CNA INS GRP	3,032	2,944	29.51	31.46	3.09	49.60
	10	84	AMERICAN FINANCIAL GRP	2,722	2,667	15.49	18.79	2.77	52.37
			STATE TOTAL	98,227	94,064	18.22	24.05	100.00	100.00
Guam	1	12	AMERICAN INTL GRP	3,650	3,422	- 2.31	- 9.30	22.90	22.90
	2	4672	DONGBU INS GRP	3,268	2,924	- 6.48	- 3.22	20.50	43.40
	3	12633	CENTURY INS CO GU LTD	1,707	99	18.78	18.78	10.71	54.12
	4	13597	CHUNG KUO INS CO LTD	1,270	1,267	12.08	12.97	7.97	62.08
	5	18380	PACIFIC IND INS CO	1,234	1,236	20.54	26.08	7.74	69.82
	6	3098	TOKIO MARINE HOLDINGS INC GRP	1,096	1,063	48.23	60.79	6.87	76.70
	7	4715	MS & AD INS GRP	1,083	1,050	- 2.94	- 2.94	6.80	83.49
	8	626	ACE LTD GRP	784	556	24.31	25.85	4.92	88.41
	9	10972	FIRST NET INS CO	488	404	249.11	268.68	3.06	91.47
	10	10020	UNITED EDUCATORS INS RRG INC	378	379	- 36.76	- 59.59	2.37	93.84
			STATE TOTAL	15,940	13,409	11.74	12.38	100.00	100.00
Puerto Rico	1	626	ACE LTD GRP	34,679	35,464	21.50	25.51	20.60	20.60
	2	12	AMERICAN INTL GRP	27,787	27,872	49.98	68.96	16.50	37.10
	3	411	MAPFRE INS GRP	18,283	15,745	25.19	34.88	10.86	47.96
	4	4802	TRIPLE S GRP	14,717	15,447	25.70	46.51	8.74	56.70
	5	3526	COOPERATIVA DE SEGUROS MULTIPLES GRP	12,911	12,482	23.13	28.70	7.67	64.36
	6	111	LIBERTY MUT GRP	12,579	13,169	78.27	136.39	7.47	71.84
	7	71	UNIVERSAL INS CO GRP	8,749	9,045	- 9.94	- 6.68	5.20	77.03
	8	26778	INTEGRAND ASSUR CO	4,635	4,909	11.13	22.33	2.75	79.78
	9	796	QBE INS GRP	4,560	4,835	22.16	22.58	2.71	82.49
	10	218	CNA INS GRP	4,270	3,968	39.28	42.71	2.54	85.03
			STATE TOTAL	168,381	166,035	43.31	56.23	100.00	100.00
U.S. Virgin Islands	1	3526	COOPERATIVA DE SEGUROS MULTIPLES GRP	2,313	2,337	1.06	2.79	23.32	23.32
	2	626	ACE LTD GRP	1,447	1,656	344.32	396.37	14.59	37.90
	3	111	LIBERTY MUT GRP	1,182	1,228	0.46	110.11	11.92	49.82
	4	161	TOPA EQUITIES LTD GRP	1,166	1,202	0.84	42.33	11.76	61.58
	5	4706	LOCKHART CO GRP	847	885	9.76	9.84	8.54	70.11
	6	32450	ALPS PROP & CAS INS CO	698	688	- 8.17	- 28.85	7.04	77.15
	7	84	AMERICAN FINANCIAL GRP	414	447	42.89	47.22	4.18	81.33
	8	98	WR BERKLEY CORP GRP	264	518	199.70	217.95	2.66	83.99
	9	4131	PRIME HOLDINGS INS GRP	208	260	- 17.32	- 0.20	2.09	86.08
	10	4509	IRONSHORE GRP	195	261	24.04	35.50	1.97	88.05
			STATE TOTAL	9,920	10,879	79.21	108.12	100.00	100.00
Northern Mariana Islands	1	4672	DONGBU INS GRP	270	280	- 50.42	- 39.36	45.05	45.05
	2	10972	FIRST NET INS CO	157	60	252.39	273.99	26.23	71.28
	3	3098	TOKIO MARINE HOLDINGS INC GRP	71	69	0.00	135.09	11.85	83.13
	4	32450	ALPS PROP & CAS INS CO	61	60	0.00	0.00	10.12	93.25
	5	98	WR BERKLEY CORP GRP	30	18	- 16.50	- 21.25	4.94	98.19
	6	18380	PACIFIC IND INS CO	11	11	- 87.90	- 119.49	1.77	99.97
	7	31658	ISLAND HOME INS CO	0	0	20.00	20.00	0.03	100.00
			STATE TOTAL	599	498	- 0.71	25.86	100.00	100.00

PROPERTY AND CASUALTY INSURANCE INDUSTRY
MARKET SHARE REPORT - TOTAL PREMIUM
BY GROUP
17.1, 17.2 - OTHER LIABILITY

May 15, 2014

STATE	Rank	Group/ Company Code	Group/ Company Name	Direct Premiums Written (000)	Direct Premiums Earned (000)	Direct Loss to EP Ratio	Direct Loss & DCC to EP Ratio	Market Share %	Cumulative Market Share %
Canada	1	218	CNA INS GRP	136,213	134,835	19.32	57.08	24.80	24.80
	2	111	LIBERTY MUT GRP	116,918	117,893	25.98	42.98	21.28	46.08
	3	181	SWISS RE GRP	47,375	45,888	- 36.53	- 37.99	8.62	54.71
	4	3416	AXIS CAPITAL GRP	42,941	39,007	51.37	60.35	7.82	62.52
	5	98	WR BERKLEY CORP GRP	41,275	40,056	26.71	35.40	7.51	70.04
	6	761	ALLIANZ INS GRP	37,346	34,441	65.24	72.74	6.80	76.83
	7	176	STATE FARM GRP	24,741	25,030	37.87	39.57	4.50	81.34
	8	19	ASSURANT INC GRP	24,563	27,381	16.73	16.73	4.47	85.81
	9	1285	XL AMER GRP	23,451	23,952	- 41.50	- 23.02	4.27	90.08
	10	84	AMERICAN FINANCIAL GRP	16,668	16,965	18.90	17.25	3.03	93.11
			**STATE TOTAL **	549,319	541,038	21.11	35.16	100.00	100.00
Aggregate Other Alien	1	111	LIBERTY MUT GRP	173,863	172,410	58.45	62.17	28.47	28.47
	2	3569	CATERPILLAR GRP	126,144	110,087	60.28	60.28	20.66	49.12
	3	158	FAIRFAX FIN GRP	97,306	96,140	34.08	40.08	15.93	65.06
	4	626	ACE LTD GRP	59,168	68,253	45.07	27.25	9.69	74.75
	5	4509	IRONSHORE GRP	55,557	5,072	24.64	35.39	9.10	83.84
	6	38	CHUBB INC GRP	53,073	52,337	- 25.24	- 26.05	8.69	92.53
	7	212	ZURICH INS GRP	29,835	37,806	172.60	172.28	4.89	97.42
	8	3548	TRAVELERS GRP	26,658	28,190	13.06	14.78	4.37	100.00
	9	4254	THE WARRANTY GRP	18,636	20,928	44.00	44.00	3.05	100.00
	10	4798	ATTORNEYS LIAB ASSUR SOCIETY GRP	16,750	16,722	12.98	12.03	2.74	100.00
			**STATE TOTAL **	610,717	691,842	89.81	103.13	100.00	100.00

17.3—Excess Workers' Compensation

PROPERTY AND CASUALTY INSURANCE INDUSTRY
MARKET SHARE REPORT - TOTAL PREMIUM
BY GROUP
17.3 - EXCESS WORKERS COMPENSATION

May 15, 2014

STATE	Rank	Group/ Company Code	Group/ Company Name	Direct Premiums Written (000)	Direct Premiums Earned (000)	Direct Loss to EP Ratio	Direct Loss & DCC to EP Ratio	Market Share %	Cumulative Market Share %
Countrywide	1	3098	TOKIO MARINE HOLDINGS INC GRP	428,990	406,538	91.09	92.08	39.92	39.92
	2	626	ACE LTD GRP	125,090	113,573	87.13	75.42	11.64	51.56
	3	256	PROSIGHT GRP	73,171	70,257	30.14	31.06	6.81	58.37
	4	111	LIBERTY MUT GRP	68,541	81,496	75.45	75.58	6.38	64.74
	5	212	ZURICH INS GRP	61,284	59,669	84.95	96.85	5.70	70.45
	6	2538	AMTRUST NGH GRP	51,746	44,082	58.81	69.00	4.82	75.26
	7	1279	ARCH INS GRP	46,648	39,027	52.60	53.73	4.34	79.60
	8	93	STATE NATL GRP	41,566	15,614	59.94	66.60	3.87	83.47
	9	1208	GRAY INS GRP	29,577	28,511	43.64	53.68	2.75	86.22
	10	3548	TRAVELERS GRP	26,000	24,275	20.34	28.88	2.42	88.64
	11	748	MEADOWBROOK INS GRP	24,486	57,645	66.41	71.72	2.28	90.92
	12	12	AMERICAN INTL GRP	22,692	38,429	-111.63	-115.97	2.11	93.03
	13	1285	XL AMER GRP	18,481	16,739	59.77	67.41	1.72	94.75
	14	150	OLD REPUBLIC GRP	15,687	15,006	87.72	98.78	1.46	96.21
	15	38	CHUBB INC GRP	6,371	6,161	18.45	16.15	0.59	96.80
	16	91	HARTFORD FIRE & CAS GRP	5,417	5,021	80.09	56.78	0.50	97.31
	17	88	THE HANOVER INS GRP	4,010	6,688	126.76	132.69	0.37	97.68
	18	98	WR BERKLEY CORP GRP	3,914	4,132	319.47	319.90	0.36	98.05
	19	169	SENTRY INS GRP	3,276	3,440	120.33	97.59	0.30	98.35
	20	11118	FEDERATED RURAL ELECTRIC INS EXCH	2,638	2,615	98.37	98.37	0.25	98.60
	21	62	EMC INS CO GRP	2,453	2,220	93.05	119.87	0.23	98.82
	22	572	BCBS OF MI GRP	2,443	2,489	55.91	60.91	0.23	99.05
	23	361	MUNICH RE GRP	2,264	2,118	39.59	40.68	0.21	99.26
	24	181	SWISS RE GRP	1,982	1,994	12993.69	12686.66	0.18	99.45
	25	244	CINCINNATI FIN GRP	1,853	1,896	14.85	14.93	0.17	99.62
	26	4715	MS & AD INS GRP	1,747	1,571	46.39	46.16	0.16	99.78
	27	457	ARGONAUT GRP	1,199	1,021	20.00	20.00	0.11	99.89
	28	867	BALDWIN & LYONS GRP	778	775	175.75	176.59	0.07	99.97
	29	57	ELECTRIC INS GRP	741	741	- 52.49	- 52.10	0.07	100.00
	30	796	QBE INS GRP	556	168	59304.81	61600.01	0.05	100.00
	31	306	CUNA MUT GRP	270	145	241.11	241.11	0.03	100.00
	32	3219	NKSJ HOLDINGS INC GRP	97	97	0.00	0.00	0.01	100.00
	33	250	DONEGAL GRP	34	206	- 72.81	- 72.81	0.00	100.00
	34	84	AMERICAN FINANCIAL GRP	10	10	74951.77	78688.56	0.00	100.00
	35	175	STATE AUTO MUT GRP	2	179	- 6.38	- 9.12	0.00	100.00
			INDUSTRY TOTAL	1,074,671	1,054,615	112.66	114.00	100.00	100.00

PROPERTY AND CASUALTY INSURANCE INDUSTRY
MARKET SHARE REPORT - TOTAL PREMIUM
BY GROUP
17.3 - EXCESS WORKERS COMPENSATION

May 15, 2014

STATE	Rank	Group/ Company Code	Group/ Company Name	Direct Premiums Written (000)	Direct Premiums Earned (000)	Direct Loss to EP Ratio	Direct Loss & DCC to EP Ratio	Market Share %	Cumulative Market Share %
Alabama	1	3098	TOKIO MARINE HOLDINGS INC GRP	8,525	8,329	79.27	80.80	38.34	38.34
	2	626	ACE LTD GRP	4,992	4,885	218.82	220.73	22.45	60.79
	3	1208	GRAY INS GRP	2,192	2,053	148.65	168.46	9.86	70.65
	4	256	PROSIGHT GRP	1,981	2,056	25.85	20.40	8.91	79.55
	5	111	LIBERTY MUT GRP	1,747	1,691	70.38	70.45	7.86	87.41
	6	457	ARGONAUT GRP	980	821	20.00	20.00	4.41	91.82
	7	748	MEADOWBROOK INS GRP	625	810	28.72	41.12	2.81	94.63
	8	93	STATE NATL GRP	342	255	60.01	66.29	1.54	96.17
	9	150	OLD REPUBLIC GRP	216	187	81.82	89.91	0.97	97.13
	10	12	AMERICAN INTL GRP	213	516	- 56.54	- 56.38	0.96	98.09
			**STATE TOTAL **	22,235	21,994	132.69	130.19	100.00	100.00
Alaska	1	1285	XL AMER GRP	1,241	949	45.82	50.40	30.58	30.58
	2	626	ACE LTD GRP	753	714	133.93	129.01	18.56	49.14
	3	256	PROSIGHT GRP	719	683	39.41	41.01	17.70	66.85
	4	1279	ARCH INS GRP	528	503	18.99	19.83	13.01	79.86
	5	111	LIBERTY MUT GRP	241	430	44.91	45.11	5.95	85.81
	6	3098	TOKIO MARINE HOLDINGS INC GRP	204	330	53.92	53.25	5.04	90.85
	7	748	MEADOWBROOK INS GRP	175	82	38.49	55.11	4.31	95.16
	8	212	ZURICH INS GRP	159	158	33.24	64.57	3.92	99.08
	9	1208	GRAY INS GRP	37	37	0.00	0.00	0.92	100.00
			**STATE TOTAL **	4,059	3,888	43.56	40.49	100.00	100.00
Arizona	1	3098	TOKIO MARINE HOLDINGS INC GRP	5,912	5,592	275.54	276.59	47.67	47.67
	2	212	ZURICH INS GRP	1,717	1,691	65.84	77.93	13.85	61.52
	3	626	ACE LTD GRP	1,572	1,511	97.97	86.21	12.68	74.20
	4	111	LIBERTY MUT GRP	739	744	138.77	142.65	5.96	80.15
	5	1279	ARCH INS GRP	656	660	32.90	33.68	5.29	85.45
	6	256	PROSIGHT GRP	528	347	53.71	60.18	4.26	89.70
	7	12	AMERICAN INTL GRP	420	271	-122.02	-126.29	3.39	93.09
	8	1285	XL AMER GRP	259	230	32.19	35.41	2.09	95.18
	9	748	MEADOWBROOK INS GRP	235	292	170.96	185.67	1.89	97.07
	10	93	STATE NATL GRP	180	85	60.27	66.18	1.46	98.53
			**STATE TOTAL **	12,401	11,663	234.85	236.83	100.00	100.00
Arkansas	1	3098	TOKIO MARINE HOLDINGS INC GRP	4,447	4,288	36.27	37.02	63.49	63.49
	2	626	ACE LTD GRP	1,064	1,031	53.92	32.30	15.19	78.69
	3	256	PROSIGHT GRP	664	587	62.38	65.26	9.49	88.17
	4	12	AMERICAN INTL GRP	286	213	- 14.62	- 15.13	4.08	92.26
	5	150	OLD REPUBLIC GRP	198	201	4.82	5.86	2.83	95.08
	6	1208	GRAY INS GRP	164	161	- 44.62	- 41.73	2.34	97.42
	7	111	LIBERTY MUT GRP	91	96	- 77.17	- 77.04	1.30	98.72
	8	212	ZURICH INS GRP	61	17	96.87	116.17	0.87	99.58
	9	3548	TRAVELERS GRP	13	11	-694.42	-531.84	0.18	99.76
	10	748	MEADOWBROOK INS GRP	11	24	16.90	24.20	0.15	99.92
			**STATE TOTAL **	7,004	6,639	96.77	93.95	100.00	100.00
California	1	3098	TOKIO MARINE HOLDINGS INC GRP	64,960	61,738	50.77	51.71	32.22	32.22
	2	2538	AMTRUST NGH GRP	47,722	40,692	57.14	67.57	23.67	55.89
	3	1279	ARCH INS GRP	13,527	11,304	51.15	52.37	6.71	62.60
	4	212	ZURICH INS GRP	13,473	12,320	93.21	104.26	6.68	69.29
	5	256	PROSIGHT GRP	12,879	12,217	19.78	19.51	6.39	75.68
	6	626	ACE LTD GRP	10,524	13,036	65.48	33.48	5.22	80.90
	7	93	STATE NATL GRP	9,313	3,526	59.95	67.63	4.62	85.52
	8	12	AMERICAN INTL GRP	8,891	12,540	- 75.71	- 79.48	4.41	89.93
	9	1285	XL AMER GRP	5,299	5,007	48.87	53.76	2.63	92.55
	10	748	MEADOWBROOK INS GRP	3,931	9,561	35.88	47.35	1.95	94.50
			**STATE TOTAL **	201,597	199,085	152.62	154.97	100.00	100.00

PROPERTY AND CASUALTY INSURANCE INDUSTRY
MARKET SHARE REPORT - TOTAL PREMIUM
BY GROUP
17.3 - EXCESS WORKERS COMPENSATION

May 15, 2014

STATE	Rank	Group/ Company Code	Group/ Company Name	Direct Premiums Written (000)	Direct Premiums Earned (000)	Direct Loss to EP Ratio	Direct Loss & DCC to EP Ratio	Market Share %	Cumulative Market Share %
Colorado	1	3098	TOKIO MARINE HOLDINGS INC GRP	4,609	4,525	184.95	185.68	44.08	44.08
	2	256	PROSIGHT GRP	1,580	1,576	- 49.95	- 53.36	15.11	59.20
	3	93	STATE NATL GRP	1,062	378	59.99	65.81	10.16	69.36
	4	111	LIBERTY MUT GRP	638	704	74.87	74.88	6.11	75.47
	5	1279	ARCH INS GRP	456	467	86.19	88.12	4.36	79.82
	6	212	ZURICH INS GRP	395	398	- 1.40	6.56	3.78	83.60
	7	3548	TRAVELERS GRP	334	328	-108.40	-108.96	3.19	86.79
	8	12	AMERICAN INTL GRP	326	263	-382.39	-397.21	3.12	89.92
	9	1285	XL AMER GRP	299	282	67.83	74.61	2.86	92.77
	10	626	ACE LTD GRP	295	273	338.76	308.00	2.82	95.60
			STATE TOTAL	10,455	10,265	88.77	87.53	100.00	100.00
Connecticut	1	3098	TOKIO MARINE HOLDINGS INC GRP	14,744	13,987	46.09	46.88	72.16	72.16
	2	3548	TRAVELERS GRP	2,505	2,472	- 21.88	- 18.09	12.26	84.42
	3	111	LIBERTY MUT GRP	1,190	753	96.32	96.39	5.82	90.24
	4	626	ACE LTD GRP	840	761	57.00	39.94	4.11	94.36
	5	256	PROSIGHT GRP	644	663	138.80	167.05	3.15	97.51
	6	1279	ARCH INS GRP	442	486	31.41	32.58	2.17	99.67
	7	93	STATE NATL GRP	178	83	60.54	67.81	0.87	100.00
	8	150	OLD REPUBLIC GRP	102	76	49.41	55.47	0.50	100.00
	9	91	HARTFORD FIRE & CAS GRP	101	85	469.77	468.64	0.49	100.00
	10	38	CHUBB INC GRP	79	71	4.95	2.84	0.39	100.00
			STATE TOTAL	20,433	20,487	100.06	103.24	100.00	100.00
Delaware	1	3098	TOKIO MARINE HOLDINGS INC GRP	714	712	132.42	132.99	51.41	51.41
	2	256	PROSIGHT GRP	396	485	43.59	45.32	28.54	79.95
	3	111	LIBERTY MUT GRP	129	118	319.21	319.34	9.25	89.20
	4	1285	XL AMER GRP	93	73	5.76	6.34	6.67	95.87
	5	626	ACE LTD GRP	87	82	39.72	31.39	6.29	100.00
	6	212	ZURICH INS GRP	4	3	423.72	536.15	0.28	100.00
	7	38	CHUBB INC GRP	1	2	- 11.46	- 14.86	0.09	100.00
	8	150	OLD REPUBLIC GRP	1	1	115259.28	118469.50	0.05	100.00
			STATE TOTAL	1,389	1,462	121.12	120.22	100.00	100.00
District Of Columbia	1	3098	TOKIO MARINE HOLDINGS INC GRP	887	939	38.86	39.49	54.38	54.38
	2	111	LIBERTY MUT GRP	204	181	22.36	22.39	12.47	66.85
	3	91	HARTFORD FIRE & CAS GRP	184	116	56.31	21.71	11.29	78.14
	4	212	ZURICH INS GRP	125	132	8.43	14.78	7.64	85.78
	5	12	AMERICAN INTL GRP	104	49	-1744.75	-1805.82	6.36	92.14
	6	38	CHUBB INC GRP	102	87	45.80	46.93	6.26	98.40
	7	1279	ARCH INS GRP	16	16	-1089.97	-1097.23	0.96	99.35
	8	626	ACE LTD GRP	8	7	- 94.14	-432.04	0.50	99.86
	9	3548	TRAVELERS GRP	2	6	7401.12	7362.39	0.15	100.00
			STATE TOTAL	1,632	1,532	88.90	98.17	100.00	100.00
Florida	1	3098	TOKIO MARINE HOLDINGS INC GRP	15,029	11,850	121.62	124.94	28.71	28.71
	2	256	PROSIGHT GRP	9,376	6,930	41.39	46.20	17.91	46.63
	3	1279	ARCH INS GRP	6,910	3,531	59.00	60.08	13.20	59.83
	4	111	LIBERTY MUT GRP	6,183	12,754	93.10	93.39	11.81	71.64
	5	626	ACE LTD GRP	5,526	3,146	179.34	155.53	10.56	82.20
	6	748	MEADOWBROOK INS GRP	1,466	9,683	51.24	36.32	2.80	85.00
	7	93	STATE NATL GRP	1,427	399	59.87	70.64	2.73	87.73
	8	2538	AMTRUST NGH GRP	1,285	722	52.82	62.14	2.45	90.18
	9	212	ZURICH INS GRP	1,267	1,352	96.75	106.41	2.42	92.60
	10	3548	TRAVELERS GRP	1,016	931	-101.69	- 89.45	1.94	94.54
			STATE TOTAL	52,341	55,072	150.30	147.01	100.00	100.00

PROPERTY AND CASUALTY INSURANCE INDUSTRY
MARKET SHARE REPORT - TOTAL PREMIUM
BY GROUP
17.3 - EXCESS WORKERS COMPENSATION

May 15, 2014

STATE	Rank	Group/ Company Code	Group/ Company Name	Direct Premiums Written (000)	Direct Premiums Earned (000)	Direct Loss to EP Ratio	Direct Loss & DCC to EP Ratio	Market Share %	Cumulative Market Share %
Georgia	1	3098	TOKIO MARINE HOLDINGS INC GRP	10,967	11,120	166.73	167.39	30.14	30.14
	2	626	ACE LTD GRP	9,747	9,189	51.24	48.28	26.79	56.92
	3	256	PROSIGHT GRP	3,197	3,181	31.45	30.03	8.79	65.71
	4	93	STATE NATL GRP	2,697	780	60.00	66.15	7.41	73.12
	5	111	LIBERTY MUT GRP	2,418	2,371	161.10	161.15	6.65	79.77
	6	212	ZURICH INS GRP	1,906	1,571	56.78	66.31	5.24	85.00
	7	12	AMERICAN INTL GRP	1,551	2,078	- 83.14	- 86.10	4.26	89.27
	8	150	OLD REPUBLIC GRP	867	869	32.88	97.96	2.38	91.65
	9	748	MEADOWBROOK INS GRP	840	2,470	58.02	69.82	2.31	93.96
	10	1279	ARCH INS GRP	653	594	20.40	21.18	1.79	95.75
			STATE TOTAL	36,389	35,648	23.11	23.74	100.00	100.00
Hawaii	1	1285	XL AMER GRP	1,757	1,554	55.37	61.00	40.14	40.14
	2	3098	TOKIO MARINE HOLDINGS INC GRP	1,217	1,101	72.24	73.11	27.81	67.95
	3	256	PROSIGHT GRP	851	846	21.73	21.83	19.44	87.39
	4	212	ZURICH INS GRP	328	364	46.31	55.04	7.49	94.88
	5	1279	ARCH INS GRP	130	133	- 10.96	- 10.59	2.97	97.85
	6	111	LIBERTY MUT GRP	57	78	168.37	168.71	1.30	99.15
	7	626	ACE LTD GRP	37	35	142.35	34.90	0.85	100.00
	8	150	OLD REPUBLIC GRP	0	0	-686.84	-680.53	0.00	100.00
			STATE TOTAL	4,377	4,114	17.42	9.45	100.00	100.00
Idaho	1	3098	TOKIO MARINE HOLDINGS INC GRP	945	911	37.22	38.09	63.42	63.42
	2	111	LIBERTY MUT GRP	238	273	692.07	692.02	15.94	79.36
	3	626	ACE LTD GRP	131	132	123.87	113.81	8.81	88.17
	4	12	AMERICAN INTL GRP	124	108	13.42	13.89	8.30	96.47
	5	1285	XL AMER GRP	44	42	45.21	49.73	2.92	99.39
	6	212	ZURICH INS GRP	4	4	586.08	706.75	0.30	99.68
	7	38	CHUBB INC GRP	3	3	- 30.54	- 36.50	0.22	99.90
	8	3548	TRAVELERS GRP	1	2	-3152.91	-3069.54	0.06	99.97
	9	150	OLD REPUBLIC GRP	0	0	-1114.29	-1108.83	0.03	100.00
			STATE TOTAL	1,490	1,475	449.60	454.99	100.00	100.00
Illinois	1	3098	TOKIO MARINE HOLDINGS INC GRP	33,374	32,148	125.69	126.78	63.56	63.56
	2	626	ACE LTD GRP	5,314	4,570	47.37	36.79	10.12	73.68
	3	1279	ARCH INS GRP	2,771	2,601	42.55	43.72	5.28	78.95
	4	111	LIBERTY MUT GRP	1,780	1,709	79.92	82.33	3.39	82.34
	5	3548	TRAVELERS GRP	1,583	1,312	-310.56	-323.02	3.02	85.36
	6	212	ZURICH INS GRP	1,575	1,601	200.07	219.28	3.00	88.36
	7	93	STATE NATL GRP	1,292	521	59.86	67.73	2.46	90.82
	8	150	OLD REPUBLIC GRP	1,162	1,297	128.32	140.04	2.21	93.03
	9	748	MEADOWBROOK INS GRP	1,097	1,650	41.71	55.80	2.09	95.12
	10	256	PROSIGHT GRP	981	812	32.06	34.56	1.87	96.99
			STATE TOTAL	52,511	49,786	112.22	113.20	100.00	100.00
Indiana	1	3098	TOKIO MARINE HOLDINGS INC GRP	4,467	4,454	51.58	52.38	32.22	32.22
	2	626	ACE LTD GRP	2,836	2,202	93.25	86.44	20.45	52.67
	3	62	EMC INS CO GRP	1,439	1,331	- 45.44	- 71.75	10.38	63.05
	4	12	AMERICAN INTL GRP	876	1,610	- 69.63	- 72.78	6.32	69.37
	5	212	ZURICH INS GRP	811	766	104.07	117.50	5.85	75.21
	6	3548	TRAVELERS GRP	780	468	- 41.12	- 41.13	5.63	80.84
	7	1279	ARCH INS GRP	527	527	59.74	60.86	3.80	84.64
	8	93	STATE NATL GRP	486	242	59.97	64.10	3.50	88.15
	9	361	MUNICH RE GRP	393	394	170.39	173.89	2.84	90.98
	10	111	LIBERTY MUT GRP	350	625	21.03	21.70	2.52	93.51
			STATE TOTAL	13,864	13,685	16.99	13.63	100.00	100.00

PROPERTY AND CASUALTY INSURANCE INDUSTRY
MARKET SHARE REPORT - TOTAL PREMIUM
BY GROUP
17.3 - EXCESS WORKERS COMPENSATION

May 15, 2014

STATE	Rank	Group/ Company Code	Group/ Company Name	Direct Premiums Written (000)	Direct Premiums Earned (000)	Direct Loss to EP Ratio	Direct Loss & DCC to EP Ratio	Market Share %	Cumulative Market Share %
Iowa	1	3098	TOKIO MARINE HOLDINGS INC GRP	4,350	4,208	- 73.40	- 72.64	43.41	43.41
	2	12	AMERICAN INTL GRP	1,628	669	91.98	95.20	16.25	59.66
	3	626	ACE LTD GRP	1,388	1,198	260.83	253.42	13.85	73.51
	4	212	ZURICH INS GRP	953	865	67.27	78.08	9.51	83.02
	5	62	EMC INS CO GRP	492	458	546.39	754.20	4.91	87.93
	6	150	OLD REPUBLIC GRP	490	454	47.82	54.37	4.89	92.82
	7	169	SENTRY INS GRP	228	235	- 65.29	-106.54	2.27	95.09
	8	1285	XL AMER GRP	201	188	154.80	175.28	2.00	97.10
	9	256	PROSIGHT GRP	89	87	35.02	35.54	0.89	97.99
	10	361	MUNICH RE GRP	63	54	120.35	122.01	0.63	98.62
			STATE TOTAL	10,021	9,832	100.12	110.16	100.00	100.00
Kansas	1	3098	TOKIO MARINE HOLDINGS INC GRP	4,791	4,780	160.66	161.21	49.13	49.13
	2	256	PROSIGHT GRP	2,978	2,627	28.60	29.79	30.54	79.67
	3	626	ACE LTD GRP	780	729	59.45	43.95	8.00	87.67
	4	111	LIBERTY MUT GRP	773	828	50.42	50.45	7.92	95.59
	5	93	STATE NATL GRP	268	81	59.33	67.99	2.75	98.34
	6	150	OLD REPUBLIC GRP	46	43	44.05	53.41	0.48	98.82
	7	1285	XL AMER GRP	38	43	54.22	59.64	0.39	99.21
	8	748	MEADOWBROOK INS GRP	29	199	32.59	46.67	0.30	99.50
	9	212	ZURICH INS GRP	28	18	47.70	61.90	0.29	99.79
	10	12	AMERICAN INTL GRP	17	53	- 0.31	- 0.32	0.18	99.97
			STATE TOTAL	9,751	9,405	135.37	134.24	100.00	100.00
Kentucky	1	3098	TOKIO MARINE HOLDINGS INC GRP	5,513	4,930	50.78	51.30	26.31	26.31
	2	626	ACE LTD GRP	5,506	4,233	104.50	112.82	26.28	52.60
	3	212	ZURICH INS GRP	4,617	4,651	52.72	62.97	22.04	74.64
	4	256	PROSIGHT GRP	1,222	2,179	15.78	10.28	5.83	80.47
	5	4715	MS & AD INS GRP	799	807	9.62	9.62	3.81	84.28
	6	93	STATE NATL GRP	676	253	60.04	65.18	3.23	87.51
	7	111	LIBERTY MUT GRP	540	661	132.95	132.85	2.58	90.08
	8	748	MEADOWBROOK INS GRP	502	818	31.88	45.65	2.40	92.48
	9	150	OLD REPUBLIC GRP	305	246	250.16	252.58	1.45	93.94
	10	12	AMERICAN INTL GRP	304	458	- 10.83	- 11.20	1.45	95.39
			STATE TOTAL	20,948	20,240	99.85	99.90	100.00	100.00
Louisiana	1	1208	GRAY INS GRP	24,032	23,188	28.04	37.18	51.30	51.30
	2	3098	TOKIO MARINE HOLDINGS INC GRP	9,328	9,281	137.01	137.79	19.91	71.21
	3	256	PROSIGHT GRP	3,108	3,440	46.24	46.96	6.63	77.84
	4	626	ACE LTD GRP	2,985	3,405	51.30	47.46	6.37	84.21
	5	111	LIBERTY MUT GRP	1,996	809	116.89	116.90	4.26	88.47
	6	212	ZURICH INS GRP	1,782	1,106	108.16	127.41	3.80	92.27
	7	93	STATE NATL GRP	1,445	395	59.94	68.54	3.09	95.36
	8	3548	TRAVELERS GRP	769	797	-184.44	-189.57	1.64	97.00
	9	12	AMERICAN INTL GRP	357	334	-213.19	-220.59	0.76	97.76
	10	150	OLD REPUBLIC GRP	353	284	69.37	86.28	0.75	98.52
			STATE TOTAL	46,851	44,329	54.65	60.12	100.00	100.00
Maine	1	3098	TOKIO MARINE HOLDINGS INC GRP	1,747	1,736	152.13	152.57	57.75	57.75
	2	626	ACE LTD GRP	412	344	36.24	14.68	13.62	71.36
	3	12	AMERICAN INTL GRP	402	307	-111.39	-115.29	13.30	84.66
	4	3548	TRAVELERS GRP	285	277	-551.29	-560.09	9.43	94.09
	5	256	PROSIGHT GRP	111	102	34.74	38.90	3.67	97.76
	6	150	OLD REPUBLIC GRP	36	35	46.78	52.84	1.18	98.94
	7	111	LIBERTY MUT GRP	32	32	13303.40	13302.78	1.06	100.00
	8	38	CHUBB INC GRP	0	0	3.85	- 3.21	0.00	100.00
			STATE TOTAL	3,026	2,835	181.62	176.35	100.00	100.00

PROPERTY AND CASUALTY INSURANCE INDUSTRY
MARKET SHARE REPORT - TOTAL PREMIUM
BY GROUP
17.3 - EXCESS WORKERS COMPENSATION

May 15, 2014

STATE	Rank	Group/ Company Code	Group/ Company Name	Direct Premiums Written (000)	Direct Premiums Earned (000)	Direct Loss to EP Ratio	Direct Loss & DCC to EP Ratio	Market Share %	Cumulative Market Share %
Maryland	1	3098	TOKIO MARINE HOLDINGS INC GRP	7,773	7,364	123.47	124.27	64.57	64.57
	2	212	ZURICH INS GRP	1,244	1,275	47.41	55.25	10.34	74.91
	3	93	STATE NATL GRP	713	155	60.01	69.04	5.92	80.83
	4	256	PROSIGHT GRP	474	449	30.71	31.62	3.94	84.77
	5	12	AMERICAN INTL GRP	438	335	- 29.20	- 30.22	3.64	88.40
	6	111	LIBERTY MUT GRP	350	324	200.02	200.23	2.91	91.31
	7	626	ACE LTD GRP	347	324	48.98	23.28	2.88	94.19
	8	91	HARTFORD FIRE & CAS GRP	262	231	474.18	503.80	2.18	96.37
	9	150	OLD REPUBLIC GRP	109	104	32.04	37.08	0.91	97.27
	10	38	CHUBB INC GRP	103	100	2.47	0.04	0.86	98.13
			STATE TOTAL	12,037	11,120	249.39	252.49	100.00	100.00
Massachusetts	1	3098	TOKIO MARINE HOLDINGS INC GRP	11,721	10,159	43.92	45.99	46.41	46.41
	2	256	PROSIGHT GRP	4,968	4,931	46.02	49.23	19.67	66.07
	3	111	LIBERTY MUT GRP	4,614	4,204	76.41	77.99	18.27	84.34
	4	626	ACE LTD GRP	1,097	842	14.17	2.11	4.34	88.68
	5	1279	ARCH INS GRP	945	818	28.38	29.42	3.74	92.43
	6	3548	TRAVELERS GRP	726	782	-240.48	-241.56	2.87	95.30
	7	12	AMERICAN INTL GRP	582	912	-303.75	-314.38	2.31	97.61
	8	38	CHUBB INC GRP	236	222	189.76	187.11	0.93	98.54
	9	1285	XL AMER GRP	171	188	3.69	9.68	0.68	99.22
	10	212	ZURICH INS GRP	108	183	36.13	49.27	0.43	99.65
			STATE TOTAL	25,258	23,319	32.47	33.70	100.00	100.00
Michigan	1	3098	TOKIO MARINE HOLDINGS INC GRP	14,329	13,371	51.28	52.24	40.20	40.20
	2	3548	TRAVELERS GRP	7,812	6,692	6.73	13.91	21.92	62.12
	3	88	THE HANOVER INS GRP	4,010	6,688	120.00	125.97	11.25	73.37
	4	572	BCBS OF MI GRP	2,288	2,320	56.11	59.38	6.42	79.79
	5	626	ACE LTD GRP	2,270	2,069	101.38	85.27	6.37	86.16
	6	212	ZURICH INS GRP	1,669	1,729	209.22	220.30	4.68	90.85
	7	111	LIBERTY MUT GRP	655	615	21.31	21.23	1.84	92.68
	8	256	PROSIGHT GRP	533	510	27.99	28.87	1.49	94.18
	9	93	STATE NATL GRP	511	328	60.02	62.45	1.43	95.61
	10	150	OLD REPUBLIC GRP	479	414	42.45	48.52	1.34	96.96
			STATE TOTAL	35,642	36,846	82.82	82.92	100.00	100.00
Minnesota	1	3098	TOKIO MARINE HOLDINGS INC GRP	701	830	- 38.60	- 38.15	-180.32	-180.32
	2	150	OLD REPUBLIC GRP	434	408	28.01	23.93	-111.48	-291.80
	3	111	LIBERTY MUT GRP	167	160	- 6.46	- 6.29	-42.95	-334.76
	4	38	CHUBB INC GRP	139	117	6.68	4.78	-35.73	-370.48
	5	1208	GRAY INS GRP	1	1	0.00	0.00	-0.20	-370.68
			STATE TOTAL	(389)	(319)	N/A	N/A	100.00	100.00
Mississippi	1	3098	TOKIO MARINE HOLDINGS INC GRP	6,443	6,401	77.27	78.04	47.90	47.90
	2	212	ZURICH INS GRP	1,682	1,037	51.91	60.65	12.51	60.41
	3	111	LIBERTY MUT GRP	1,437	1,272	97.98	98.14	10.68	71.09
	4	11118	FEDERATED RURAL ELECTRIC INS EXCH	1,315	1,293	121.41	121.41	9.78	80.87
	5	1208	GRAY INS GRP	707	653	121.27	137.89	5.25	86.12
	6	256	PROSIGHT GRP	643	939	59.82	71.04	4.78	90.91
	7	626	ACE LTD GRP	486	429	61.68	51.17	3.61	94.52
	8	150	OLD REPUBLIC GRP	476	406	9.12	9.04	3.54	98.05
	9	12	AMERICAN INTL GRP	152	344	-168.85	-174.76	1.13	99.19
	10	93	STATE NATL GRP	96	40	60.67	63.19	0.72	99.90
			STATE TOTAL	13,450	12,949	58.96	61.45	100.00	100.00

PROPERTY AND CASUALTY INSURANCE INDUSTRY
MARKET SHARE REPORT - TOTAL PREMIUM
BY GROUP
17.3 - EXCESS WORKERS COMPENSATION

May 15, 2014

STATE	Rank	Group/ Company Code	Group/ Company Name	Direct Premiums Written (000)	Direct Premiums Earned (000)	Direct Loss to EP Ratio	Direct Loss & DCC to EP Ratio	Market Share %	Cumulative Market Share %
Missouri	1	3098	TOKIO MARINE HOLDINGS INC GRP	13,721	13,922	164.80	165.43	54.68	54.68
	2	98	WR BERKLEY CORP GRP	3,914	4,132	319.47	319.90	15.60	70.28
	3	626	ACE LTD GRP	3,592	3,279	61.59	60.33	14.32	84.59
	4	256	PROSIGHT GRP	2,280	1,931	17.51	15.55	9.09	93.68
	5	111	LIBERTY MUT GRP	1,738	1,287	66.55	66.56	6.93	100.00
	6	1279	ARCH INS GRP	651	516	104.32	107.00	2.59	100.00
	7	2538	AMTRUST NGH GRP	312	312	226.70	250.00	1.24	100.00
	8	91	HARTFORD FIRE & CAS GRP	103	60	535.17	527.80	0.41	100.00
	9	1208	GRAY INS GRP	85	85	0.34	0.34	0.34	100.00
	10	748	MEADOWBROOK INS GRP	55	59	32.37	46.35	0.22	100.00
			STATE TOTAL	25,093	24,961	156.61	156.29	100.00	100.00
Montana	1	212	ZURICH INS GRP	3,191	2,894	60.89	71.74	39.88	39.88
	2	3098	TOKIO MARINE HOLDINGS INC GRP	2,883	2,791	132.94	134.33	36.03	75.92
	3	11118	FEDERATED RURAL ELECTRIC INS EXCH	573	573	42.79	42.79	7.16	83.07
	4	150	OLD REPUBLIC GRP	325	338	- 1.57	4.47	4.06	87.14
	5	626	ACE LTD GRP	298	274	34.34	- 29.44	3.73	90.87
	6	867	BALDWIN & LYONS GRP	267	267	315.44	318.14	3.33	94.20
	7	93	STATE NATL GRP	247	68	60.21	69.02	3.08	97.28
	8	256	PROSIGHT GRP	109	89	72.82	85.99	1.37	98.65
	9	1285	XL AMER GRP	39	39	44.36	48.80	0.49	99.14
	10	748	MEADOWBROOK INS GRP	28	153	96.85	110.54	0.35	99.49
			STATE TOTAL	8,001	7,589	77.33	80.98	100.00	100.00
Nebraska	1	626	ACE LTD GRP	2,739	2,504	86.24	78.92	48.27	48.27
	2	3098	TOKIO MARINE HOLDINGS INC GRP	2,171	1,807	36.89	37.88	38.25	86.52
	3	212	ZURICH INS GRP	403	409	68.18	81.79	7.10	93.62
	4	111	LIBERTY MUT GRP	253	238	201.94	202.58	4.46	98.08
	5	150	OLD REPUBLIC GRP	110	101	-110.47	-119.55	1.93	100.00
	6	38	CHUBB INC GRP	5	4	7.76	4.74	0.09	100.00
			STATE TOTAL	5,675	5,058	91.15	88.03	100.00	100.00
Nevada	1	3098	TOKIO MARINE HOLDINGS INC GRP	7,889	7,511	98.89	99.59	45.01	45.01
	2	256	PROSIGHT GRP	2,226	1,973	29.79	28.64	12.70	57.71
	3	212	ZURICH INS GRP	1,934	1,926	73.94	84.35	11.03	68.74
	4	1285	XL AMER GRP	1,289	1,271	87.88	92.61	7.35	76.09
	5	626	ACE LTD GRP	1,235	1,426	18.56	- 2.71	7.05	83.14
	6	93	STATE NATL GRP	1,105	482	60.01	69.36	6.30	89.44
	7	111	LIBERTY MUT GRP	792	843	15.90	20.80	4.52	93.96
	8	748	MEADOWBROOK INS GRP	516	865	- 5.93	- 8.49	2.94	96.90
	9	12	AMERICAN INTL GRP	298	453	- 73.35	- 75.91	1.70	98.60
	10	91	HARTFORD FIRE & CAS GRP	233	259	280.73	288.93	1.33	99.93
			STATE TOTAL	17,529	17,021	89.57	88.39	100.00	100.00
New Hampshire	1	3098	TOKIO MARINE HOLDINGS INC GRP	2,446	2,313	405.60	406.42	80.26	80.26
	2	3548	TRAVELERS GRP	248	248	56.68	78.96	8.15	88.41
	3	212	ZURICH INS GRP	95	93	139.78	167.20	3.11	91.52
	4	169	SENTRY INS GRP	58	58	125.34	138.57	1.91	93.43
	5	12	AMERICAN INTL GRP	47	45	8.21	8.50	1.53	94.96
	6	150	OLD REPUBLIC GRP	38	28	49.69	55.75	1.25	96.21
	7	626	ACE LTD GRP	36	32	- 29.76	- 72.75	1.19	97.40
	8	91	HARTFORD FIRE & CAS GRP	25	25	6002.01	6015.89	0.83	98.22
	9	111	LIBERTY MUT GRP	24	151	213.01	213.65	0.77	99.00
	10	38	CHUBB INC GRP	14	12	30.60	30.36	0.46	99.45
			STATE TOTAL	3,047	3,007	275.19	273.75	100.00	100.00

PROPERTY AND CASUALTY INSURANCE INDUSTRY
MARKET SHARE REPORT - TOTAL PREMIUM
BY GROUP
17.3 - EXCESS WORKERS COMPENSATION

May 15, 2014

STATE	Rank	Group/ Company Code	Group/ Company Name	Direct Premiums Written (000)	Direct Premiums Earned (000)	Direct Loss to EP Ratio	Direct Loss & DCC to EP Ratio	Market Share %	Cumulative Market Share %
New Jersey	1	3098	TOKIO MARINE HOLDINGS INC GRP	16,395	13,944	90.39	92.06	45.56	45.56
	2	748	MEADOWBROOK INS GRP	4,129	7,377	24.78	11.56	11.47	57.03
	3	1279	ARCH INS GRP	3,854	3,499	81.19	82.53	10.71	67.74
	4	93	STATE NATL GRP	3,736	1,305	59.94	66.15	10.38	78.13
	5	2538	AMTRUST NGH GRP	2,428	2,357	67.19	71.83	6.75	84.87
	6	626	ACE LTD GRP	2,003	959	23.26	- 9.01	5.57	90.44
	7	256	PROSIGHT GRP	1,229	1,020	88.96	93.08	3.42	93.86
	8	111	LIBERTY MUT GRP	1,186	1,271	157.63	157.86	3.30	97.15
	9	796	QBE INS GRP	360	15	40258.61	43064.36	1.00	98.15
	10	1285	XL AMER GRP	147	140	44.62	49.08	0.41	98.56
			STATE TOTAL	35,985	32,405	104.35	109.46	100.00	100.00
New Mexico	1	3098	TOKIO MARINE HOLDINGS INC GRP	3,707	3,570	93.53	94.42	54.01	54.01
	2	256	PROSIGHT GRP	1,468	1,496	15.67	13.87	21.40	75.40
	3	212	ZURICH INS GRP	871	601	67.48	75.20	12.70	88.10
	4	626	ACE LTD GRP	426	206	98.77	81.32	6.20	94.30
	5	1285	XL AMER GRP	143	113	57.10	62.81	2.08	96.37
	6	93	STATE NATL GRP	81	20	59.49	69.41	1.18	97.56
	7	12	AMERICAN INTL GRP	63	672	18.58	19.23	0.92	98.48
	8	111	LIBERTY MUT GRP	50	50	269.47	269.81	0.72	99.20
	9	150	OLD REPUBLIC GRP	27	24	42.43	48.49	0.40	99.60
	10	38	CHUBB INC GRP	12	10	20.39	19.41	0.18	99.78
			STATE TOTAL	6,863	6,994	77.83	77.44	100.00	100.00
New York	1	3098	TOKIO MARINE HOLDINGS INC GRP	21,372	20,324	85.34	86.14	40.91	40.91
	2	93	STATE NATL GRP	7,650	2,883	59.83	65.79	14.64	55.55
	3	626	ACE LTD GRP	6,506	5,625	170.14	167.50	12.45	68.00
	4	748	MEADOWBROOK INS GRP	3,830	6,959	81.09	93.97	7.33	75.33
	5	111	LIBERTY MUT GRP	3,157	3,905	5.97	6.21	6.04	81.38
	6	256	PROSIGHT GRP	2,226	2,668	29.94	22.63	4.26	85.64
	7	181	SWISS RE GRP	1,982	1,981	1223.78	1217.18	3.79	89.43
	8	1279	ARCH INS GRP	1,434	1,221	66.08	66.83	2.74	92.18
	9	12	AMERICAN INTL GRP	1,363	1,977	-147.45	-152.61	2.61	94.78
	10	3548	TRAVELERS GRP	824	852	1241.35	1266.11	1.58	96.36
			STATE TOTAL	52,245	50,296	317.90	330.80	100.00	100.00
North Carolina	1	3098	TOKIO MARINE HOLDINGS INC GRP	13,728	13,246	73.21	73.87	56.66	56.66
	2	626	ACE LTD GRP	3,656	3,393	55.36	44.68	15.09	71.76
	3	212	ZURICH INS GRP	2,561	2,378	90.93	98.95	10.57	82.33
	4	111	LIBERTY MUT GRP	1,420	1,286	57.61	57.61	5.86	88.19
	5	256	PROSIGHT GRP	1,395	1,498	19.96	19.55	5.76	93.95
	6	150	OLD REPUBLIC GRP	562	552	145.32	149.58	2.32	96.27
	7	93	STATE NATL GRP	433	233	59.77	67.08	1.79	98.05
	8	3548	TRAVELERS GRP	374	366	-550.19	-574.02	1.54	99.60
	9	748	MEADOWBROOK INS GRP	271	651	32.19	46.10	1.12	100.00
	10	38	CHUBB INC GRP	107	104	- 4.71	- 8.08	0.44	100.00
			STATE TOTAL	24,227	24,768	76.25	75.10	100.00	100.00
North Dakota	1	38	CHUBB INC GRP	1	1	10.31	7.20	88.86	88.86
	2	169	SENTRY INS GRP	0	0	-3171.74	-3173.91	5.39	94.26
	3	150	OLD REPUBLIC GRP	0	0	16.67	22.22	4.22	98.48
	4	626	ACE LTD GRP	0	0	30200.00	-17000.00	1.52	100.00
			STATE TOTAL	1	1	-3830.89	-7972.39	100.00	100.00

PROPERTY AND CASUALTY INSURANCE INDUSTRY
MARKET SHARE REPORT - TOTAL PREMIUM
BY GROUP
17.3 - EXCESS WORKERS COMPENSATION

May 15, 2014

STATE	Rank	Group/ Company Code	Group/ Company Name	Direct Premiums Written (000)	Direct Premiums Earned (000)	Direct Loss to EP Ratio	Direct Loss & DCC to EP Ratio	Market Share %	Cumulative Market Share %
Ohio	1	3098	TOKIO MARINE HOLDINGS INC GRP	20,710	20,167	141.49	142.56	28.86	28.86
	2	626	ACE LTD GRP	11,746	10,727	105.57	96.45	16.37	45.23
	3	111	LIBERTY MUT GRP	8,792	10,090	28.05	26.57	12.25	57.48
	4	212	ZURICH INS GRP	7,941	7,940	68.16	78.98	11.07	68.55
	5	3548	TRAVELERS GRP	2,732	2,584	131.35	134.19	3.81	72.36
	6	12	AMERICAN INTL GRP	2,594	5,568	- 10.06	- 10.62	3.62	75.97
	7	1279	ARCH INS GRP	2,404	2,265	40.16	41.33	3.35	79.32
	8	256	PROSIGHT GRP	2,013	1,720	41.54	46.97	2.80	82.13
	9	150	OLD REPUBLIC GRP	1,933	1,902	54.15	60.60	2.69	84.82
	10	1285	XL AMER GRP	1,905	1,637	54.13	59.60	2.65	87.48
			STATE TOTAL	71,757	73,426	69.59	70.08	100.00	100.00
Oklahoma	1	3098	TOKIO MARINE HOLDINGS INC GRP	5,720	5,522	50.81	51.51	62.65	62.65
	2	256	PROSIGHT GRP	2,250	2,032	35.95	40.85	24.65	87.30
	3	111	LIBERTY MUT GRP	1,735	1,285	87.83	87.92	19.01	100.00
	4	1208	GRAY INS GRP	1,307	1,320	121.71	132.23	14.32	100.00
	5	93	STATE NATL GRP	633	371	60.07	62.22	6.93	100.00
	6	626	ACE LTD GRP	518	480	-403.65	-551.28	5.67	100.00
	7	150	OLD REPUBLIC GRP	243	262	-176.22	-160.11	2.66	100.00
	8	91	HARTFORD FIRE & CAS GRP	210	215	-372.98	-388.09	2.30	100.00
	9	361	MUNICH RE GRP	173	100	65.90	68.29	1.90	100.00
	10	748	MEADOWBROOK INS GRP	97	546	34.52	49.43	1.07	100.00
			STATE TOTAL	9,130	10,438	8.23	4.78	100.00	100.00
Oregon	1	3098	TOKIO MARINE HOLDINGS INC GRP	5,183	4,872	60.06	60.89	40.06	40.06
	2	1279	ARCH INS GRP	1,601	1,556	11.31	12.32	12.38	52.44
	3	111	LIBERTY MUT GRP	1,271	1,204	50.06	49.92	9.83	62.27
	4	256	PROSIGHT GRP	1,134	1,360	10.76	6.88	8.76	71.03
	5	626	ACE LTD GRP	980	1,111	50.00	30.22	7.57	78.60
	6	1285	XL AMER GRP	904	833	59.34	65.27	6.98	85.59
	7	150	OLD REPUBLIC GRP	746	725	53.56	58.84	5.76	91.35
	8	12	AMERICAN INTL GRP	358	426	- 42.29	- 43.77	2.77	94.12
	9	93	STATE NATL GRP	308	103	60.22	67.99	2.38	96.50
	10	748	MEADOWBROOK INS GRP	199	341	33.80	48.40	1.54	98.03
			STATE TOTAL	12,937	12,745	57.71	59.54	100.00	100.00
Pennsylvania	1	3098	TOKIO MARINE HOLDINGS INC GRP	20,361	19,777	134.87	135.75	49.44	49.44
	2	626	ACE LTD GRP	3,625	3,374	58.30	46.24	8.80	58.24
	3	1279	ARCH INS GRP	3,314	2,671	41.20	42.49	8.05	66.29
	4	256	PROSIGHT GRP	2,691	2,695	- 50.04	- 45.29	6.53	72.82
	5	93	STATE NATL GRP	2,504	992	59.96	67.32	6.08	78.90
	6	212	ZURICH INS GRP	2,241	2,294	79.28	89.03	5.44	84.34
	7	748	MEADOWBROOK INS GRP	1,750	3,270	57.33	71.19	4.25	88.59
	8	3548	TRAVELERS GRP	1,614	1,621	-490.60	-506.73	3.92	92.51
	9	111	LIBERTY MUT GRP	626	613	246.50	246.63	1.52	94.03
	10	1285	XL AMER GRP	602	546	54.57	60.02	1.46	95.49
			STATE TOTAL	41,183	39,659	89.54	88.77	100.00	100.00
Rhode Island	1	3098	TOKIO MARINE HOLDINGS INC GRP	571	560	38.37	39.11	26.77	26.77
	2	93	STATE NATL GRP	545	253	60.13	63.30	25.54	52.31
	3	1279	ARCH INS GRP	411	379	18.95	19.69	19.28	71.60
	4	626	ACE LTD GRP	348	215	51.24	46.04	16.30	87.89
	5	3548	TRAVELERS GRP	114	111	-1976.12	-2001.96	5.35	93.25
	6	12	AMERICAN INTL GRP	106	76	-1967.83	-2036.71	4.97	98.22
	7	111	LIBERTY MUT GRP	75	111	- 83.17	- 83.24	3.50	100.00
	8	38	CHUBB INC GRP	7	7	13.60	11.80	0.34	100.00
	9	212	ZURICH INS GRP	2	2	59.64	69.55	0.08	100.00
	10	150	OLD REPUBLIC GRP	0	0	-137.21	-131.40	0.01	100.00
			STATE TOTAL	2,133	1,883	- 18.25	- 16.73	100.00	100.00

PROPERTY AND CASUALTY INSURANCE INDUSTRY
MARKET SHARE REPORT - TOTAL PREMIUM
BY GROUP
17.3 - EXCESS WORKERS COMPENSATION

May 15, 2014

STATE	Rank	Group/ Company Code	Group/ Company Name	Direct Premiums Written (000)	Direct Premiums Earned (000)	Direct Loss to EP Ratio	Direct Loss & DCC to EP Ratio	Market Share %	Cumulative Market Share %
South Carolina	1	3098	TOKIO MARINE HOLDINGS INC GRP	5,206	5,015	110.56	111.42	55.95	55.95
	2	111	LIBERTY MUT GRP	1,539	1,343	83.16	83.22	16.55	72.50
	3	256	PROSIGHT GRP	1,288	1,320	70.17	69.97	13.84	86.34
	4	626	ACE LTD GRP	688	426	965.97	985.75	7.39	93.73
	5	3548	TRAVELERS GRP	238	231	11.02	13.65	2.56	96.29
	6	169	SENTRY INS GRP	97	97	84.48	85.84	1.05	97.34
	7	12	AMERICAN INTL GRP	84	474	- 42.00	- 43.47	0.90	98.24
	8	212	ZURICH INS GRP	62	56	1735.71	1890.74	0.67	98.91
	9	150	OLD REPUBLIC GRP	53	52	- 64.50	- 61.64	0.57	99.48
	10	1285	XL AMER GRP	26	24	45.76	50.34	0.28	99.75
			STATE TOTAL	9,304	9,062	233.63	246.39	100.00	100.00
South Dakota	1	3098	TOKIO MARINE HOLDINGS INC GRP	1,139	1,112	41.52	42.22	87.12	87.12
	2	150	OLD REPUBLIC GRP	215	200	50.69	56.75	16.43	100.00
	3	111	LIBERTY MUT GRP	8	8	-430.47	-431.31	0.60	100.00
	4	38	CHUBB INC GRP	3	2	36.22	37.51	0.22	100.00
			STATE TOTAL	1,308	1,259	102.84	95.67	100.00	100.00
Tennessee	1	3098	TOKIO MARINE HOLDINGS INC GRP	6,964	6,413	64.56	65.29	37.90	37.90
	2	626	ACE LTD GRP	3,986	3,637	66.99	55.77	21.69	59.60
	3	111	LIBERTY MUT GRP	1,702	1,631	35.88	35.96	9.26	68.86
	4	256	PROSIGHT GRP	1,285	1,256	125.40	126.80	6.99	75.85
	5	212	ZURICH INS GRP	1,211	1,267	120.17	142.27	6.59	82.45
	6	1279	ARCH INS GRP	1,206	1,119	52.21	53.20	6.56	89.01
	7	361	MUNICH RE GRP	586	593	36.02	37.72	3.19	92.20
	8	748	MEADOWBROOK INS GRP	546	654	31.17	44.63	2.97	95.17
	9	12	AMERICAN INTL GRP	363	928	- 10.83	- 11.21	1.98	97.15
	10	150	OLD REPUBLIC GRP	143	152	552.46	563.65	0.78	97.93
			STATE TOTAL	18,374	17,935	52.44	52.20	100.00	100.00
Texas	1	3098	TOKIO MARINE HOLDINGS INC GRP	13,371	12,037	33.10	33.94	38.64	38.64
	2	626	ACE LTD GRP	8,620	7,722	44.45	24.74	24.91	63.55
	3	111	LIBERTY MUT GRP	5,160	2,450	107.28	107.37	14.91	78.46
	4	256	PROSIGHT GRP	2,322	2,212	17.76	16.51	6.71	85.17
	5	212	ZURICH INS GRP	1,319	1,476	81.01	94.21	3.81	88.98
	6	1279	ARCH INS GRP	1,138	1,096	31.69	32.63	3.29	92.27
	7	93	STATE NATL GRP	978	216	59.74	68.08	2.83	95.10
	8	748	MEADOWBROOK INS GRP	929	3,498	372.50	395.69	2.68	97.78
	9	38	CHUBB INC GRP	392	316	20.22	19.55	1.13	98.92
	10	150	OLD REPUBLIC GRP	233	229	26.61	44.43	0.67	99.59
			STATE TOTAL	34,604	31,500	74.81	73.43	100.00	100.00
Utah	1	3098	TOKIO MARINE HOLDINGS INC GRP	2,016	2,181	35.67	36.03	45.15	45.15
	2	111	LIBERTY MUT GRP	490	285	91.98	92.02	10.96	56.11
	3	212	ZURICH INS GRP	469	362	75.02	88.25	10.49	66.60
	4	626	ACE LTD GRP	458	556	58.25	54.98	10.26	76.86
	5	93	STATE NATL GRP	409	156	60.18	65.94	9.16	86.02
	6	12	AMERICAN INTL GRP	280	1,403	30.25	31.31	6.26	92.28
	7	256	PROSIGHT GRP	127	117	25.14	28.16	2.83	95.11
	8	1285	XL AMER GRP	88	83	44.61	49.07	1.97	97.08
	9	38	CHUBB INC GRP	55	51	- 14.92	- 19.34	1.23	98.31
	10	748	MEADOWBROOK INS GRP	30	197	33.43	47.87	0.68	98.99
			STATE TOTAL	4,466	5,453	11.97	4.01	100.00	100.00
Vermont	1	3098	TOKIO MARINE HOLDINGS INC GRP	1,188	1,144	90.49	91.32	93.41	93.41
	2	93	STATE NATL GRP	39	30	59.97	59.97	3.05	96.46
	3	12	AMERICAN INTL GRP	16	16	9.18	9.50	1.25	97.72
	4	748	MEADOWBROOK INS GRP	12	12	- 1.84	- 2.64	0.95	98.66
	5	1285	XL AMER GRP	9	9	44.62	49.08	0.74	99.41
	6	626	ACE LTD GRP	6	5	-459.46	-599.01	0.48	99.89
	7	38	CHUBB INC GRP	1	1	203.67	201.20	0.08	99.97
	8	111	LIBERTY MUT GRP	0	19	-149.37	-149.34	0.03	100.00
			STATE TOTAL	1,271	1,237	116.17	116.46	100.00	100.00

PROPERTY AND CASUALTY INSURANCE INDUSTRY
MARKET SHARE REPORT - TOTAL PREMIUM
BY GROUP
17.3 - EXCESS WORKERS COMPENSATION

May 15, 2014

STATE	Rank	Group/ Company Code	Group/ Company Name	Direct Premiums Written (000)	Direct Premiums Earned (000)	Direct Loss to EP Ratio	Direct Loss & DCC to EP Ratio	Market Share %	Cumulative Market Share %
Virginia	1	3098	TOKIO MARINE HOLDINGS INC GRP	9,038	8,526	40.80	41.72	41.22	41.22
	2	212	ZURICH INS GRP	4,056	3,180	45.01	53.52	18.50	59.71
	3	626	ACE LTD GRP	4,044	3,684	80.23	81.05	18.44	78.15
	4	1279	ARCH INS GRP	1,520	1,532	50.25	51.33	6.93	85.09
	5	256	PROSIGHT GRP	1,132	1,098	33.61	34.54	5.16	90.25
	6	111	LIBERTY MUT GRP	1,044	996	26.53	26.99	4.76	95.01
	7	38	CHUBB INC GRP	545	514	16.13	15.17	2.49	97.50
	8	748	MEADOWBROOK INS GRP	456	633	32.76	46.91	2.08	99.58
	9	91	HARTFORD FIRE & CAS GRP	193	179	-140.59	-213.73	0.88	100.00
	10	1285	XL AMER GRP	165	187	45.63	50.19	0.75	100.00
			STATE TOTAL	21,929	20,396	112.52	113.13	100.00	100.00
Washington	1	3098	TOKIO MARINE HOLDINGS INC GRP	12,159	11,438	101.69	102.47	45.04	45.04
	2	626	ACE LTD GRP	8,807	7,186	69.14	67.77	32.62	77.66
	3	1285	XL AMER GRP	1,194	746	63.40	70.03	4.42	82.08
	4	12	AMERICAN INTL GRP	1,190	1,835	-264.77	-274.09	4.41	86.49
	5	111	LIBERTY MUT GRP	799	951	35.23	33.68	2.96	89.45
	6	1279	ARCH INS GRP	731	714	- 14.47	- 13.97	2.71	92.16
	7	212	ZURICH INS GRP	711	809	31.08	43.05	2.63	94.79
	8	150	OLD REPUBLIC GRP	594	758	35.81	40.95	2.20	96.99
	9	3548	TRAVELERS GRP	304	253	- 96.82	-112.75	1.13	98.12
	10	93	STATE NATL GRP	301	109	60.29	66.68	1.12	99.23
			STATE TOTAL	26,998	25,303	43.08	43.01	100.00	100.00
West Virginia	1	212	ZURICH INS GRP	2,133	2,136	64.79	75.94	43.34	43.34
	2	626	ACE LTD GRP	913	736	93.80	68.45	18.54	61.88
	3	3098	TOKIO MARINE HOLDINGS INC GRP	785	802	81.74	84.40	15.95	77.83
	4	111	LIBERTY MUT GRP	305	375	-136.43	-136.24	6.20	84.04
	5	457	ARGONAUT GRP	220	200	20.00	20.00	4.46	88.50
	6	12	AMERICAN INTL GRP	139	357	- 73.25	- 75.82	2.82	91.32
	7	3548	TRAVELERS GRP	96	37	-722.79	-743.50	1.95	93.27
	8	1208	GRAY INS GRP	92	92	0.00	0.00	1.86	95.13
	9	1279	ARCH INS GRP	71	77	- 1.90	- 1.07	1.44	96.57
	10	93	STATE NATL GRP	66	27	59.23	62.93	1.35	97.92
			STATE TOTAL	4,922	5,055	-447.05	-459.94	100.00	100.00
Wisconsin	1	3098	TOKIO MARINE HOLDINGS INC GRP	2,571	2,461	- 15.83	- 15.37	33.05	33.05
	2	3548	TRAVELERS GRP	1,375	1,031	-420.68	-441.17	17.68	50.73
	3	626	ACE LTD GRP	882	892	63.60	49.02	11.34	62.06
	4	169	SENTRY INS GRP	569	542	342.75	316.06	7.32	69.38
	5	1285	XL AMER GRP	545	565	64.30	81.26	7.01	76.39
	6	150	OLD REPUBLIC GRP	497	438	26.71	30.90	6.39	82.78
	7	212	ZURICH INS GRP	475	451	82.87	98.81	6.10	88.88
	8	111	LIBERTY MUT GRP	261	333	89.41	89.38	3.35	92.24
	9	1279	ARCH INS GRP	181	181	67.46	66.94	2.32	94.56
	10	572	BCBS OF MI GRP	156	169	53.21	82.00	2.00	96.56
			STATE TOTAL	7,779	7,291	- 5.23	- 11.81	100.00	100.00
Wyoming	1	626	ACE LTD GRP	176	172	61.64	68.41	94.53	94.53
	2	1285	XL AMER GRP	7	4	60.68	66.75	3.56	98.09
	3	796	QBE INS GRP	3	2	34.22	41.74	1.34	99.43
	4	91	HARTFORD FIRE & CAS GRP	1	1	76.28	86.22	0.38	99.81
	5	1279	ARCH INS GRP	0	0	50.25	51.52	0.21	100.00
	6	12	AMERICAN INTL GRP	0	0	-243700.00	-252200.00	0.00	100.00
			STATE TOTAL	186	181	- 8.17	- 4.19	100.00	100.00
Guam	1	38	CHUBB INC GRP	5	4	65.54	69.43	100.00	100.00
			STATE TOTAL	5	4	77.30	80.72	100.00	100.00
Puerto Rico			**STATE TOTAL**	0	0	N/A	N/A		100.00
U.S. Virgin Islands	1	38	CHUBB INC GRP	2	1	27.37	28.40	100.00	100.00
			STATE TOTAL	2	1	27.37	28.40	100.00	100.00

**PROPERTY AND CASUALTY INSURANCE INDUSTRY
MARKET SHARE REPORT - TOTAL PREMIUM
BY GROUP
17.3 - EXCESS WORKERS COMPENSATION**

May 15, 2014

STATE	Rank	Group/ Company Code	Group/ Company Name	Direct Premiums Written (000)	Direct Premiums Earned (000)	Direct Loss to EP Ratio	Direct Loss & DCC to EP Ratio	Market Share %	Cumulative Market Share %
Canada			**STATE TOTAL**	0	0	N/A	N/A		100.00
Aggregate Other Alien	1	111	LIBERTY MUT GRP	5,925	9,315	- 28.90	- 29.07	66.22	66.22
	2	12	AMERICAN INTL GRP	3,023	3,023	49.97	51.72	33.78	100.00
			STATE TOTAL	8,948	12,338	252.06	252.37	100.00	100.00

18—Products Liability

PROPERTY AND CASUALTY INSURANCE INDUSTRY
MARKET SHARE REPORT - TOTAL PREMIUM
BY GROUP
18 - PRODUCTS LIABILITY

May 15, 2014

STATE	Rank	Group/ Company Code	Group/ Company Name	Direct Premiums Written (000)	Direct Premiums Earned (000)	Direct Loss to EP Ratio	Direct Loss & DCC to EP Ratio	Market Share %	Cumulative Market Share %
Countrywide	1	38	CHUBB INC GRP	265,215	269,662	73.64	100.10	7.70	7.70
	2	212	ZURICH INS GRP	190,617	190,959	87.95	139.05	5.53	13.23
	3	626	ACE LTD GRP	189,733	179,908	- 1.87	24.33	5.51	18.74
	4	3548	TRAVELERS GRP	185,572	189,155	44.17	99.70	5.39	24.12
	5	111	LIBERTY MUT GRP	165,116	163,932	49.63	173.38	4.79	28.91
	6	158	FAIRFAX FIN GRP	138,665	137,390	182.45	201.66	4.02	32.94
	7	98	WR BERKLEY CORP GRP	133,767	125,883	26.61	53.50	3.88	36.82
	8	218	CNA INS GRP	129,385	125,877	88.34	119.07	3.76	40.58
	9	91	HARTFORD FIRE & CAS GRP	124,681	118,704	59.30	75.27	3.62	44.20
	10	761	ALLIANZ INS GRP	121,968	119,321	32.11	49.40	3.54	47.74
	11	84	AMERICAN FINANCIAL GRP	108,230	98,697	46.03	62.87	3.14	50.88
	12	244	CINCINNATI FIN GRP	108,132	106,466	26.04	29.64	3.14	54.01
	13	242	SELECTIVE INS GRP	99,682	94,643	53.82	85.49	2.89	56.91
	14	140	NATIONWIDE CORP GRP	87,412	85,819	56.77	92.94	2.54	59.44
	15	785	MARKEL CORP GRP	87,206	96,717	21.84	22.67	2.53	61.98
	16	12	AMERICAN INTL GRP	81,452	89,817	96.47	211.07	2.36	64.34
	17	457	ARGONAUT GRP	79,739	73,604	24.65	35.39	2.31	66.65
	18	57	ELECTRIC INS GRP	75,500	75,498	28.77	60.80	2.19	68.85
	19	248	UNITED FIRE & CAS GRP	68,022	62,052	138.38	294.32	1.97	70.82
	20	517	HANNOVER GRP	48,205	42,672	38.91	55.49	1.40	72.22
	21	3494	JAMES RIVER GRP	47,171	42,974	27.42	44.11	1.37	73.59
	22	1285	XL AMER GRP	44,482	43,920	15.93	80.42	1.29	74.88
	23	4574	CATLIN US INS GRP	42,012	41,303	63.08	86.37	1.22	76.10
	24	1279	ARCH INS GRP	41,352	31,572	42.43	54.25	1.20	77.30
	25	4670	STARR GRP	38,983	43,419	51.16	58.50	1.13	78.43
	26	3098	TOKIO MARINE HOLDINGS INC GRP	38,490	35,475	61.74	102.18	1.12	79.55
	27	2538	AMTRUST NGH GRP	36,932	32,974	46.03	57.98	1.07	80.62
	28	169	SENTRY INS GRP	36,748	35,400	50.41	79.25	1.07	81.69
	29	2698	PROASSURANCE CORP GRP	34,190	33,242	- 30.62	- 17.93	0.99	82.68
	30	4509	IRONSHORE GRP	33,846	47,830	19.55	44.14	0.98	83.66
	31	7	FEDERATED MUT GRP	32,736	31,100	8.02	15.63	0.95	84.61
	32	3219	NKSJ HOLDINGS INC GRP	26,598	26,627	3.62	47.09	0.77	85.38
	33	866	WESTERN WORLD GRP	25,798	21,359	10.19	22.39	0.75	86.13
	34	62	EMC INS CO GRP	25,224	24,399	22.46	49.22	0.73	86.86
	35	501	ALLEGHANY GRP	24,803	24,272	66.73	101.71	0.72	87.58
	36	3786	ENDURANCE GRP	24,153	23,892	34.68	40.01	0.70	88.28
	37	271	PENNSYLVANIA NATL INS GRP	22,637	21,887	33.25	48.54	0.66	88.94
	38	31	BERKSHIRE HATHAWAY GRP	22,504	20,828	- 49.20	- 35.59	0.65	89.59
	39	150	OLD REPUBLIC GRP	20,499	20,071	74.56	81.93	0.59	90.19
	40	15350	WEST BEND MUT INS CO	20,433	19,216	29.15	43.31	0.59	90.78
	41	3589	MAXUM SPECIALTY INS GRP	19,940	18,453	28.75	55.59	0.58	91.36
	42	175	STATE AUTO MUT GRP	17,959	17,953	32.88	56.84	0.52	91.88
	43	309	WESTERN NATL MUT GRP	17,524	16,699	15.78	44.24	0.51	92.39
	44	38300	SAMSUNG FIRE & MARINE INS CO LTD	16,918	7,070	57.38	79.24	0.49	92.88
	45	38920	KINSALE INS CO	16,278	13,280	28.11	43.44	0.47	93.35
	46	474	FCCI MUT INS GRP	15,727	14,204	26.08	36.20	0.46	93.81
	47	36	CENTRAL MUT INS CO GRP	14,542	14,025	- 1.50	13.26	0.42	94.23
	48	246	PENNSYLVANIA LUMBERMENS GRP	12,756	11,872	3.08	12.25	0.37	94.60
	49	124	AMERISURE CO GRP	12,529	11,493	141.07	242.24	0.36	94.97
	50	88	THE HANOVER INS GRP	10,606	9,912	142.48	156.32	0.31	95.27
	51	984	HCC INS HOLDINGS GRP	9,980	10,008	60.67	70.09	0.29	95.56
	52	96	SECURA INS GRP	9,233	8,726	22.23	49.16	0.27	95.83
	53	181	SWISS RE GRP	8,999	8,900	170.99	308.07	0.26	96.09
	54	4507	BUILDERS GRP	8,389	8,101	- 7.27	4.54	0.24	96.34
	55	93	STATE NATL GRP	8,074	5,879	28.94	42.65	0.23	96.57
	56	14184	ACUITY A MUT INS CO	7,387	7,176	45.13	73.68	0.21	96.78
	57	4715	MS & AD INS GRP	7,167	6,489	- 67.39	- 95.29	0.21	96.99
	58	3703	TOWER GRP	6,470	7,176	61.63	88.59	0.19	97.18
	59	518	GRINNELL MUT GRP	5,910	5,629	- 0.85	- 2.17	0.17	97.35
	60	41394	BENCHMARK INS CO	5,895	7,578	2.05	- 2.76	0.17	97.52
	61	291	MOTORISTS MUT GRP	5,339	5,144	83.19	148.15	0.15	97.68
	62	920	GLOBAL IND GRP	5,223	5,102	3.94	- 8.31	0.15	97.83
	63	1129	WHITE MOUNTAINS GRP	5,205	5,346	-1654.98	-314.24	0.15	97.98
	64	23663	NATIONAL AMER INS CO	4,979	4,871	6.31	10.01	0.14	98.13
	65	783	RLI INS GRP	4,820	4,555	- 26.19	- 28.76	0.14	98.27
	66	225	IAT REINS CO GRP	4,818	4,230	- 7.37	1.10	0.14	98.41

PROPERTY AND CASUALTY INSURANCE INDUSTRY
MARKET SHARE REPORT - TOTAL PREMIUM
BY GROUP
18 - PRODUCTS LIABILITY

May 15, 2014

STATE	Rank	Group/ Company Code	Group/ Company Name	Direct Premiums Written (000)	Direct Premiums Earned (000)	Direct Loss to EP Ratio	Direct Loss & DCC to EP Ratio	Market Share %	Cumulative Market Share %
Countrywide	67	748	MEADOWBROOK INS GRP	4,123	5,248	60.40	74.51	0.12	98.52
	68	968	AXA INS GRP	3,877	3,852	45.69	82.91	0.11	98.64
	69	311	MAIN STREET AMER GRP	3,302	3,086	- 7.51	- 9.86	0.10	98.73
	70	796	QBE INS GRP	2,903	2,921	221.38	323.13	0.08	98.82
	71	3416	AXIS CAPITAL GRP	2,861	525	-201.21	-204.16	0.08	98.90
	72	228	WESTFIELD GRP	2,857	2,679	8.89	3.90	0.08	98.98
	73	13791	AVIATION ALLIANCE INS RRG INC	2,805	2,524	3.33	4.63	0.08	99.06
	74	50	COUNTRY INS & FIN SERV GRP	2,602	2,461	89.08	124.10	0.08	99.14
	75	1120	EVEREST REINS HOLDINGS GRP	2,591	1,843	-352.93	-321.43	0.08	99.22
	76	213	ERIE INS GRP	2,208	2,119	60.01	69.59	0.06	99.28
	77	106	ISLAND INS CO GRP	1,805	1,887	32.05	43.80	0.05	99.33
	78	10476	STICO MUT INS CO RRG	1,739	1,651	18.74	26.50	0.05	99.38
	79	153	PEKIN INS GRP	1,577	1,465	0.45	3.05	0.05	99.43
	80	15709	SOUTHERN STATES INS EXCH	1,540	1,541	152.42	150.51	0.04	99.47
	81	408	AMERICAN NATL FIN GRP	1,433	1,416	3.71	3.94	0.04	99.51
	82	807	COLUMBIA INS GRP	1,385	1,400	13.74	20.02	0.04	99.55
	83	8	ALLSTATE INS GRP	1,231	1,125	1421.05	5444.56	0.04	99.59
	84	1309	FRANKENMUTH GRP	1,196	1,132	50.33	77.47	0.03	99.63
	85	645	OREGON MUT GRP	1,152	1,227	- 10.02	- 27.39	0.03	99.66
	86	3991	IMT MUT HOLDING GRP	918	823	4.47	4.62	0.03	99.69
	87	203	VIRGINIA FARM BUREAU GRP	865	868	0.00	0.00	0.03	99.71
	88	4702	SPARTA GRP	739	940	21.40	25.27	0.02	99.73
	89	3478	HALLMARK FIN SERV GRP	721	723	38.65	66.16	0.02	99.75
	90	33499	DORINCO REINS CO	600	600	-1361.57	-2256.59	0.02	99.77
	91	36790	SPRINGFIELD INS CO INC	502	556	0.02	0.30	0.01	99.78
	92	71	UNIVERSAL INS CO GRP	502	515	0.78	0.78	0.01	99.80
	93	22624	INDIANA FARMERS MUT INS CO	476	445	2.48	2.48	0.01	99.81
	94	11231	GENERALI US BRANCH	447	471	-317.56	-283.69	0.01	99.83
	95	698	NORTH STAR CO GRP	386	387	327.69	420.48	0.01	99.84
	96	3489	DELEK GRP	304	341	12.80	47.09	0.01	99.85
	97	201	UTICA GRP	291	256	- 85.86	89.77	0.01	99.85
	98	35	CELINA GRP	276	262	16.65	25.80	0.01	99.86
	99	791	MOUNTAIN STATES INS CO GRP	273	95	0.00	0.00	0.01	99.87
	100	38733	ALASKA NATL INS CO	272	260	-108.27	-136.91	0.01	99.88
	101	4802	TRIPLE S GRP	245	220	2.68	3.20	0.01	99.89
	102	3526	COOPERATIVA DE SEGUROS MULTIPLES GRP	240	261	0.00	0.00	0.01	99.89
	103	473	AMERICAN FAMILY INS GRP	213	211	- 0.48	- 14.95	0.01	99.90
	104	69	FARMERS INS GRP	211	225	- 26.85	49.75	0.01	99.90
	105	1319	LITITZ MUT GRP	205	163	9.29	11.33	0.01	99.91
	106	963	OHIO MUT GRP	199	192	6.25	26.96	0.01	99.92
	107	4381	HOUSTON INTL INS GRP	196	(117)	N/A	N/A	0.01	99.92
	108	4717	HALUDU CORP GRP	178	116	0.00	0.00	0.01	99.93
	109	15024	PREFERRED MUT INS CO	165	188	72.73	89.60	0.00	99.93
	110	123	SHELTER INS GRP	165	160	- 29.37	- 27.56	0.00	99.94
	111	333	MUTUAL OF ENUMCLAW GRP	154	149	3.52	27.72	0.00	99.94
	112	4787	GOODVILLE & GERMAN MUT GRP	144	139	9.19	9.19	0.00	99.95
	113	161	TOPA EQUITIES LTD GRP	137	107	65.61	65.61	0.00	99.95
	114	207	WESTERN RESERVE GRP	128	128	1.23	1.23	0.00	99.95
	115	226	MERCHANTS MUT GRP	125	127	2.36	4.46	0.00	99.96
	116	14508	MICHIGAN MILLERS MUT INS CO	124	100	0.00	0.00	0.00	99.96
	117	483	SOUTHERN FARM BUREAU CAS GRP	117	117	0.00	0.00	0.00	99.96
	118	54	CUMBERLAND GRP	117	128	1.96	1.96	0.00	99.97
	119	660	MERCURY GEN GRP	116	162	69.49	96.74	0.00	99.97
	120	26778	INTEGRAND ASSUR CO	113	121	- 6.79	- 6.79	0.00	99.97
	121	4698	ASPEN INS HOLDING GRP	103	103	-576.01	-571.92	0.00	99.98
	122	411	MAPFRE INS GRP	96	54	1222.73	1222.76	0.00	99.98
	123	10308	ANTILLES INS CO	83	92	7.29	7.44	0.00	99.98
	124	250	DONEGAL GRP	82	69	1.18	1.18	0.00	99.98
	125	447	HARFORD GRP	79	81	- 3.09	147.61	0.00	99.99
			INDUSTRY TOTAL	3,445,508	3,359,816	51.38	92.31	100.00	100.00

PROPERTY AND CASUALTY INSURANCE INDUSTRY
MARKET SHARE REPORT - TOTAL PREMIUM
BY GROUP
18 - PRODUCTS LIABILITY

May 15, 2014

STATE	Rank	Group/ Company Code	Group/ Company Name	Direct Premiums Written (000)	Direct Premiums Earned (000)	Direct Loss to EP Ratio	Direct Loss & DCC to EP Ratio	Market Share %	Cumulative Market Share %
Alabama	1	271	PENNSYLVANIA NATL INS GRP	3,829	3,784	21.60	38.70	11.05	11.05
	2	244	CINCINNATI FIN GRP	2,867	2,842	11.29	11.88	8.28	19.33
	3	38	CHUBB INC GRP	2,600	2,371	29.15	48.48	7.51	26.84
	4	98	WR BERKLEY CORP GRP	1,719	1,604	124.84	194.23	4.96	31.80
	5	111	LIBERTY MUT GRP	1,471	1,900	166.32	204.43	4.25	36.04
	6	3548	TRAVELERS GRP	1,200	1,474	51.90	26.66	3.47	39.51
	7	62	EMC INS CO GRP	1,195	1,126	29.57	59.61	3.45	42.96
	8	218	CNA INS GRP	1,149	939	362.43	487.89	3.32	46.28
	9	91	HARTFORD FIRE & CAS GRP	1,101	1,067	- 20.39	-142.59	3.18	49.46
	10	248	UNITED FIRE & CAS GRP	1,068	1,061	44.42	127.76	3.08	52.54
			**STATE TOTAL **	34,638	36,370	34.63	64.63	100.00	100.00
Alaska	1	98	WR BERKLEY CORP GRP	1,776	1,707	- 2.55	5.26	27.32	27.32
	2	212	ZURICH INS GRP	765	560	3.37	- 21.04	11.77	39.09
	3	3548	TRAVELERS GRP	708	723	55.75	89.82	10.90	49.99
	4	12	AMERICAN INTL GRP	540	534	- 18.27	- 30.87	8.32	58.31
	5	111	LIBERTY MUT GRP	296	524	- 21.72	- 59.32	4.55	62.86
	6	785	MARKEL CORP GRP	214	164	26.11	32.22	3.30	66.16
	7	626	ACE LTD GRP	213	222	53.80	79.98	3.28	69.44
	8	38733	ALASKA NATL INS CO	211	201	-131.49	-164.26	3.24	72.69
	9	158	FAIRFAX FIN GRP	199	214	31.61	41.71	3.07	75.75
	10	3219	NKSJ HOLDINGS INC GRP	166	150	- 6.12	19.10	2.55	78.31
			**STATE TOTAL **	6,498	6,372	15.91	20.46	100.00	100.00
Arizona	1	38	CHUBB INC GRP	3,925	4,105	- 21.44	4.38	10.75	10.75
	2	158	FAIRFAX FIN GRP	3,584	2,729	40.78	53.97	9.82	20.57
	3	218	CNA INS GRP	1,980	2,033	79.97	149.74	5.42	25.99
	4	98	WR BERKLEY CORP GRP	1,551	1,183	- 31.95	- 9.73	4.25	30.24
	5	212	ZURICH INS GRP	1,398	2,301	173.81	425.44	3.83	34.06
	6	244	CINCINNATI FIN GRP	1,365	1,349	24.63	20.44	3.74	37.80
	7	3548	TRAVELERS GRP	1,307	1,308	232.46	198.39	3.58	41.38
	8	12	AMERICAN INTL GRP	1,278	1,416	- 82.67	180.11	3.50	44.88
	9	785	MARKEL CORP GRP	1,227	1,219	- 24.06	- 53.82	3.36	48.24
	10	111	LIBERTY MUT GRP	1,188	1,114	-134.04	-248.23	3.25	51.49
			**STATE TOTAL **	36,516	34,793	35.52	82.79	100.00	100.00
Arkansas	1	111	LIBERTY MUT GRP	1,863	2,105	37.93	30.26	9.53	9.53
	2	248	UNITED FIRE & CAS GRP	1,368	1,294	- 22.42	- 5.89	7.00	16.52
	3	98	WR BERKLEY CORP GRP	1,332	1,304	1.53	25.44	6.81	23.33
	4	12	AMERICAN INTL GRP	1,092	1,045	187.48	244.09	5.59	28.92
	5	212	ZURICH INS GRP	1,058	1,117	- 7.92	- 32.86	5.41	34.33
	6	244	CINCINNATI FIN GRP	1,028	1,121	54.77	54.94	5.26	39.59
	7	91	HARTFORD FIRE & CAS GRP	902	783	19.83	59.57	4.61	44.20
	8	84	AMERICAN FINANCIAL GRP	813	717	- 20.45	- 12.33	4.16	48.36
	9	457	ARGONAUT GRP	784	799	-130.93	-172.15	4.01	52.37
	10	140	NATIONWIDE CORP GRP	642	684	14.51	16.00	3.28	55.66
			**STATE TOTAL **	19,552	19,201	18.78	29.14	100.00	100.00
California	1	38	CHUBB INC GRP	47,048	48,534	106.85	135.62	11.21	11.21
	2	626	ACE LTD GRP	24,949	23,321	77.81	106.56	5.94	17.15
	3	98	WR BERKLEY CORP GRP	23,095	22,451	52.64	93.49	5.50	22.65
	4	91	HARTFORD FIRE & CAS GRP	18,516	18,507	31.80	47.08	4.41	27.06
	5	218	CNA INS GRP	17,772	17,148	- 75.70	2.86	4.23	31.29
	6	3494	JAMES RIVER GRP	17,618	17,092	29.03	56.83	4.20	35.49
	7	111	LIBERTY MUT GRP	17,396	15,488	52.80	139.18	4.14	39.63
	8	84	AMERICAN FINANCIAL GRP	16,021	14,555	28.74	72.57	3.82	43.45
	9	457	ARGONAUT GRP	15,960	15,074	8.36	25.54	3.80	47.25
	10	158	FAIRFAX FIN GRP	15,518	16,328	173.04	203.75	3.70	50.94
			**STATE TOTAL **	419,862	413,927	99.64	192.43	100.00	100.00

PROPERTY AND CASUALTY INSURANCE INDUSTRY
MARKET SHARE REPORT - TOTAL PREMIUM
BY GROUP
18 - PRODUCTS LIABILITY

May 15, 2014

STATE	Rank	Group/ Company Code	Group/ Company Name	Direct Premiums Written (000)	Direct Premiums Earned (000)	Direct Loss to EP Ratio	Direct Loss & DCC to EP Ratio	Market Share %	Cumulative Market Share %
Colorado	1	158	FAIRFAX FIN GRP	9,055	8,189	58.24	74.23	13.33	13.33
	2	248	UNITED FIRE & CAS GRP	8,792	8,027	- 11.67	1.63	12.94	26.27
	3	212	ZURICH INS GRP	6,157	5,846	455.33	550.23	9.06	35.34
	4	3548	TRAVELERS GRP	5,200	5,147	84.31	128.93	7.66	42.99
	5	38	CHUBB INC GRP	4,487	4,569	59.33	74.60	6.60	49.60
	6	91	HARTFORD FIRE & CAS GRP	2,899	2,739	60.99	103.40	4.27	53.86
	7	111	LIBERTY MUT GRP	2,699	2,450	71.21	92.70	3.97	57.84
	8	12	AMERICAN INTL GRP	2,651	2,579	279.65	378.61	3.90	61.74
	9	140	NATIONWIDE CORP GRP	2,643	2,984	13.52	18.41	3.89	65.63
	10	98	WR BERKLEY CORP GRP	2,042	1,899	- 54.43	- 22.63	3.01	68.64
			**STATE TOTAL **	67,930	64,986	69.58	100.14	100.00	100.00
Connecticut	1	38	CHUBB INC GRP	6,574	6,633	44.10	79.48	11.67	11.67
	2	57	ELECTRIC INS GRP	6,539	6,539	- 0.26	- 0.91	11.61	23.27
	3	517	HANNOVER GRP	6,389	5,965	31.57	41.55	11.34	34.61
	4	761	ALLIANZ INS GRP	4,243	4,535	- 36.24	- 44.66	7.53	42.14
	5	212	ZURICH INS GRP	3,727	3,486	- 5.03	- 26.66	6.62	48.76
	6	91	HARTFORD FIRE & CAS GRP	3,444	3,417	88.32	169.27	6.11	54.87
	7	242	SELECTIVE INS GRP	2,192	2,019	34.71	53.20	3.89	58.76
	8	12	AMERICAN INTL GRP	2,071	2,006	- 86.92	- 88.19	3.68	62.44
	9	111	LIBERTY MUT GRP	2,021	2,254	- 88.80	- 12.32	3.59	66.02
	10	626	ACE LTD GRP	1,756	1,492	- 88.87	112.89	3.12	69.14
			**STATE TOTAL **	56,341	55,138	2.55	25.17	100.00	100.00
Delaware	1	4509	IRONSHORE GRP	1,443	1,649	48.78	54.19	14.74	14.74
	2	212	ZURICH INS GRP	1,349	1,619	-435.57	-464.39	13.77	28.51
	3	218	CNA INS GRP	948	649	304.05	355.65	9.68	38.19
	4	111	LIBERTY MUT GRP	864	803	-104.80	- 95.92	8.83	47.02
	5	242	SELECTIVE INS GRP	652	608	19.32	58.26	6.66	53.68
	6	4670	STARR GRP	637	570	86.75	99.19	6.51	60.18
	7	38	CHUBB INC GRP	544	546	106.21	118.02	5.55	65.73
	8	626	ACE LTD GRP	353	387	-352.72	- 45.41	3.60	69.34
	9	3548	TRAVELERS GRP	343	326	-237.44	-200.64	3.51	72.84
	10	158	FAIRFAX FIN GRP	324	277	978.33	1013.53	3.31	76.16
			**STATE TOTAL **	9,791	9,706	- 80.09	- 62.52	100.00	100.00
District Of Columbia	1	1279	ARCH INS GRP	1,553	397	50.20	53.30	23.36	23.36
	2	626	ACE LTD GRP	1,226	1,128	-157.83	-126.63	18.46	41.82
	3	212	ZURICH INS GRP	478	673	- 62.64	-102.90	7.20	49.01
	4	3548	TRAVELERS GRP	371	335	-105.45	- 94.37	5.59	54.60
	5	218	CNA INS GRP	345	331	4.32	0.40	5.19	59.79
	6	242	SELECTIVE INS GRP	273	236	- 18.24	36.11	4.11	63.89
	7	91	HARTFORD FIRE & CAS GRP	237	182	71.37	101.70	3.56	67.45
	8	4509	IRONSHORE GRP	218	143	58.09	64.54	3.28	70.73
	9	38	CHUBB INC GRP	201	197	23.85	62.87	3.03	73.76
	10	57	ELECTRIC INS GRP	193	193	- 8.93	- 10.52	2.90	76.66
			**STATE TOTAL **	6,645	5,491	- 40.08	- 26.62	100.00	100.00
Florida	1	474	FCCI MUT INS GRP	12,951	11,775	23.55	32.55	7.37	7.37
	2	38	CHUBB INC GRP	12,189	12,803	65.68	83.54	6.94	14.31
	3	84	AMERICAN FINANCIAL GRP	10,781	9,770	209.42	127.30	6.14	20.44
	4	158	FAIRFAX FIN GRP	10,713	9,427	269.18	321.05	6.10	26.54
	5	91	HARTFORD FIRE & CAS GRP	9,930	9,438	7.76	- 27.37	5.65	32.19
	6	124	AMERISURE CO GRP	9,158	8,582	153.96	266.91	5.21	37.40
	7	785	MARKEL CORP GRP	8,277	9,716	25.28	28.51	4.71	42.11
	8	111	LIBERTY MUT GRP	7,944	6,302	57.51	129.00	4.52	46.63
	9	12	AMERICAN INTL GRP	7,814	8,138	250.30	425.86	4.45	51.08
	10	98	WR BERKLEY CORP GRP	7,544	7,280	57.48	101.18	4.29	55.38
			**STATE TOTAL **	175,713	166,835	84.93	121.22	100.00	100.00

PROPERTY AND CASUALTY INSURANCE INDUSTRY
MARKET SHARE REPORT - TOTAL PREMIUM
BY GROUP
18 - PRODUCTS LIABILITY

May 15, 2014

STATE	Rank	Group/ Company Code	Group/ Company Name	Direct Premiums Written (000)	Direct Premiums Earned (000)	Direct Loss to EP Ratio	Direct Loss & DCC to EP Ratio	Market Share %	Cumulative Market Share %
Georgia	1	212	ZURICH INS GRP	8,332	7,629	79.85	46.36	10.55	10.55
	2	38	CHUBB INC GRP	4,987	4,879	44.54	79.96	6.31	16.86
	3	244	CINCINNATI FIN GRP	4,466	4,502	12.76	14.49	5.65	22.52
	4	242	SELECTIVE INS GRP	4,434	4,086	80.78	108.09	5.61	28.13
	5	218	CNA INS GRP	3,407	3,388	79.50	114.05	4.31	32.44
	6	626	ACE LTD GRP	3,338	3,042	- 11.92	5.33	4.23	36.67
	7	98	WR BERKLEY CORP GRP	3,018	2,795	41.36	87.47	3.82	40.49
	8	57	ELECTRIC INS GRP	2,956	2,956	9.27	12.65	3.74	44.23
	9	111	LIBERTY MUT GRP	2,864	3,109	- 2.24	15.67	3.63	47.86
	10	785	MARKEL CORP GRP	2,760	3,124	28.78	31.52	3.49	51.35
			**STATE TOTAL **	78,991	75,513	46.13	74.74	100.00	100.00
Hawaii	1	106	ISLAND INS CO GRP	1,805	1,887	32.05	43.80	23.18	23.18
	2	98	WR BERKLEY CORP GRP	1,502	1,427	31.68	63.20	19.28	42.46
	3	3098	TOKIO MARINE HOLDINGS INC GRP	1,464	1,427	36.94	396.02	18.79	61.25
	4	158	FAIRFAX FIN GRP	741	875	37.37	32.11	9.51	70.75
	5	626	ACE LTD GRP	298	432	-220.17	-244.68	3.82	74.57
	6	3548	TRAVELERS GRP	295	251	39.77	-178.43	3.79	78.36
	7	1279	ARCH INS GRP	273	83	-232.47	-740.06	3.50	81.86
	8	242	SELECTIVE INS GRP	260	245	38.33	42.87	3.34	85.20
	9	761	ALLIANZ INS GRP	168	195	204.11	408.87	2.15	87.35
	10	457	ARGONAUT GRP	157	147	0.00	0.00	2.02	89.37
			**STATE TOTAL **	7,790	7,712	426.11	571.13	100.00	100.00
Idaho	1	244	CINCINNATI FIN GRP	1,332	1,200	33.39	34.32	13.06	13.06
	2	98	WR BERKLEY CORP GRP	824	771	107.39	174.34	8.08	21.14
	3	212	ZURICH INS GRP	812	693	38.53	41.73	7.96	29.10
	4	248	UNITED FIRE & CAS GRP	628	606	- 2.73	6.35	6.16	35.25
	5	111	LIBERTY MUT GRP	557	570	36.19	175.33	5.46	40.71
	6	91	HARTFORD FIRE & CAS GRP	528	469	23.51	48.19	5.17	45.89
	7	84	AMERICAN FINANCIAL GRP	499	448	22.77	57.03	4.89	50.78
	8	140	NATIONWIDE CORP GRP	487	582	70.68	172.05	4.77	55.55
	9	38	CHUBB INC GRP	462	401	- 5.97	- 64.38	4.53	60.08
	10	12	AMERICAN INTL GRP	385	458	11.41	10.79	3.78	63.86
			**STATE TOTAL **	10,201	9,891	36.56	86.89	100.00	100.00
Illinois	1	212	ZURICH INS GRP	16,790	16,833	- 26.78	11.89	11.10	11.10
	2	38	CHUBB INC GRP	10,874	10,810	59.03	96.11	7.19	18.29
	3	111	LIBERTY MUT GRP	7,995	6,737	65.24	323.29	5.29	23.58
	4	244	CINCINNATI FIN GRP	7,912	7,603	33.96	36.88	5.23	28.81
	5	3548	TRAVELERS GRP	6,883	6,275	28.51	70.76	4.55	33.36
	6	84	AMERICAN FINANCIAL GRP	6,422	5,437	9.61	40.70	4.25	37.60
	7	761	ALLIANZ INS GRP	6,407	5,721	188.64	285.77	4.24	41.84
	8	626	ACE LTD GRP	5,711	4,826	-150.79	-174.69	3.78	45.62
	9	91	HARTFORD FIRE & CAS GRP	4,892	4,386	42.73	4.55	3.23	48.85
	10	158	FAIRFAX FIN GRP	4,325	4,306	128.94	183.46	2.86	51.71
			**STATE TOTAL **	151,249	145,712	31.14	70.08	100.00	100.00
Indiana	1	244	CINCINNATI FIN GRP	8,875	8,534	16.52	40.35	15.13	15.13
	2	38	CHUBB INC GRP	3,892	3,963	69.34	95.53	6.64	21.76
	3	242	SELECTIVE INS GRP	3,669	3,524	62.84	99.33	6.25	28.02
	4	111	LIBERTY MUT GRP	3,650	3,546	73.38	133.89	6.22	34.24
	5	158	FAIRFAX FIN GRP	3,203	2,473	39.73	48.57	5.46	39.70
	6	517	HANNOVER GRP	2,575	2,471	42.92	55.23	4.39	44.09
	7	3548	TRAVELERS GRP	2,445	2,337	- 58.76	- 54.98	4.17	48.26
	8	761	ALLIANZ INS GRP	2,341	1,434	67.31	63.17	3.99	52.25
	9	626	ACE LTD GRP	1,935	1,839	- 97.80	- 46.19	3.30	55.55
	10	218	CNA INS GRP	1,655	1,516	39.56	53.69	2.82	58.37
			**STATE TOTAL **	58,663	56,245	29.53	53.45	100.00	100.00

PROPERTY AND CASUALTY INSURANCE INDUSTRY
MARKET SHARE REPORT - TOTAL PREMIUM
BY GROUP
18 - PRODUCTS LIABILITY

May 15, 2014

STATE	Rank	Group/ Company Code	Group/ Company Name	Direct Premiums Written (000)	Direct Premiums Earned (000)	Direct Loss to EP Ratio	Direct Loss & DCC to EP Ratio	Market Share %	Cumulative Market Share %
Iowa	1	140	NATIONWIDE CORP GRP	5,069	4,691	28.59	33.93	12.98	12.98
	2	248	UNITED FIRE & CAS GRP	5,037	4,905	- 21.40	- 1.02	12.90	25.87
	3	244	CINCINNATI FIN GRP	2,656	2,727	5.74	7.66	6.80	32.67
	4	62	EMC INS CO GRP	2,631	2,624	- 15.40	- 14.64	6.74	39.41
	5	111	LIBERTY MUT GRP	2,194	1,714	28.66	235.27	5.62	45.03
	6	38	CHUBB INC GRP	1,733	1,660	42.94	64.02	4.44	49.46
	7	91	HARTFORD FIRE & CAS GRP	1,562	1,570	23.70	29.10	4.00	53.46
	8	518	GRINNELL MUT GRP	1,281	1,207	- 4.44	- 10.38	3.28	56.74
	9	15350	WEST BEND MUT INS CO	1,198	1,109	31.32	54.12	3.07	59.81
	10	169	SENTRY INS GRP	1,143	1,127	15.19	- 7.03	2.93	62.73
			**STATE TOTAL **	39,058	37,269	30.02	50.51	100.00	100.00
Kansas	1	761	ALLIANZ INS GRP	4,373	4,085	31.92	40.51	11.77	11.77
	2	140	NATIONWIDE CORP GRP	2,988	3,008	98.88	102.66	8.04	19.82
	3	84	AMERICAN FINANCIAL GRP	2,703	2,612	62.43	98.41	7.28	27.10
	4	248	UNITED FIRE & CAS GRP	2,282	2,145	11.45	18.24	6.14	33.24
	5	38	CHUBB INC GRP	1,882	1,852	21.00	36.73	5.07	38.31
	6	3548	TRAVELERS GRP	1,732	1,706	29.81	69.73	4.66	42.97
	7	244	CINCINNATI FIN GRP	1,645	1,592	32.83	44.26	4.43	47.40
	8	62	EMC INS CO GRP	1,550	1,498	- 35.82	- 41.35	4.17	51.57
	9	91	HARTFORD FIRE & CAS GRP	1,517	1,454	11.23	27.20	4.09	55.65
	10	98	WR BERKLEY CORP GRP	1,418	1,486	- 1.54	18.97	3.82	59.47
			**STATE TOTAL **	37,141	35,966	58.07	72.69	100.00	100.00
Kentucky	1	57	ELECTRIC INS GRP	2,935	2,935	- 24.13	- 18.09	10.20	10.20
	2	244	CINCINNATI FIN GRP	2,669	2,552	17.96	11.10	9.27	19.47
	3	212	ZURICH INS GRP	1,882	1,743	51.27	54.08	6.54	26.01
	4	38	CHUBB INC GRP	1,841	1,765	25.83	84.97	6.40	32.41
	5	111	LIBERTY MUT GRP	1,607	1,472	60.26	89.01	5.58	37.99
	6	98	WR BERKLEY CORP GRP	1,270	1,040	- 19.01	- 5.72	4.41	42.40
	7	626	ACE LTD GRP	1,124	921	- 60.50	178.11	3.90	46.31
	8	242	SELECTIVE INS GRP	1,095	1,038	35.48	54.46	3.80	50.11
	9	91	HARTFORD FIRE & CAS GRP	1,071	897	22.38	37.71	3.72	53.83
	10	175	STATE AUTO MUT GRP	863	889	5.51	24.73	3.00	56.83
			**STATE TOTAL **	28,779	27,846	18.74	44.15	100.00	100.00
Louisiana	1	3548	TRAVELERS GRP	6,005	5,999	- 11.32	- 35.17	12.21	12.21
	2	212	ZURICH INS GRP	5,215	3,684	82.18	261.76	10.60	22.80
	3	12	AMERICAN INTL GRP	4,049	4,132	- 64.17	- 82.41	8.23	31.03
	4	158	FAIRFAX FIN GRP	3,850	4,315	83.24	96.46	7.83	38.86
	5	4574	CATLIN US INS GRP	2,887	2,625	34.65	52.10	5.87	44.73
	6	626	ACE LTD GRP	2,560	2,735	- 38.11	- 0.34	5.20	49.93
	7	98	WR BERKLEY CORP GRP	2,538	2,798	- 31.23	- 87.17	5.16	55.09
	8	457	ARGONAUT GRP	2,264	2,244	- 53.37	-109.27	4.60	59.69
	9	248	UNITED FIRE & CAS GRP	1,865	1,966	- 34.14	3.69	3.79	63.48
	10	111	LIBERTY MUT GRP	1,295	1,281	- 13.62	115.58	2.63	66.11
			**STATE TOTAL **	49,201	48,596	- 48.47	- 21.58	100.00	100.00
Maine	1	98	WR BERKLEY CORP GRP	1,107	1,068	- 5.09	- 1.83	15.22	15.22
	2	88	THE HANOVER INS GRP	646	372	141.98	146.59	8.88	24.10
	3	3548	TRAVELERS GRP	563	518	-268.90	-354.66	7.74	31.84
	4	111	LIBERTY MUT GRP	454	391	- 11.24	- 46.48	6.24	38.07
	5	626	ACE LTD GRP	405	618	-336.25	-311.80	5.57	43.64
	6	517	HANNOVER GRP	358	272	21.10	28.61	4.92	48.56
	7	2698	PROASSURANCE CORP GRP	336	322	- 0.94	- 1.35	4.62	53.18
	8	91	HARTFORD FIRE & CAS GRP	279	257	5.15	2.70	3.84	57.02
	9	57	ELECTRIC INS GRP	271	271	30.79	68.65	3.73	60.75
	10	4574	CATLIN US INS GRP	269	234	35.79	50.05	3.70	64.45
			**STATE TOTAL **	7,276	7,003	- 30.00	- 41.01	100.00	100.00

PROPERTY AND CASUALTY INSURANCE INDUSTRY
MARKET SHARE REPORT - TOTAL PREMIUM
BY GROUP
18 - PRODUCTS LIABILITY

May 15, 2014

STATE	Rank	Group/ Company Code	Group/ Company Name	Direct Premiums Written (000)	Direct Premiums Earned (000)	Direct Loss to EP Ratio	Direct Loss & DCC to EP Ratio	Market Share %	Cumulative Market Share %
Maryland	1	242	SELECTIVE INS GRP	5,238	4,981	45.50	82.84	11.03	11.03
	2	38	CHUBB INC GRP	4,454	3,956	284.83	278.39	9.38	20.41
	3	212	ZURICH INS GRP	3,882	4,234	- 34.32	- 71.79	8.18	28.59
	4	91	HARTFORD FIRE & CAS GRP	3,652	3,294	202.29	223.89	7.69	36.28
	5	218	CNA INS GRP	3,269	3,527	33.29	40.35	6.88	43.17
	6	626	ACE LTD GRP	3,132	3,041	- 73.53	- 56.99	6.60	49.76
	7	761	ALLIANZ INS GRP	2,393	2,319	186.11	212.24	5.04	54.80
	8	1285	XL AMER GRP	1,869	1,954	- 49.10	- 29.24	3.94	58.74
	9	271	PENNSYLVANIA NATL INS GRP	1,728	1,680	50.30	68.80	3.64	62.38
	10	3548	TRAVELERS GRP	1,561	1,560	23.91	83.77	3.29	65.67
			**STATE TOTAL **	47,478	47,026	65.55	86.64	100.00	100.00
Massachusetts	1	38	CHUBB INC GRP	15,361	16,279	35.17	59.65	16.15	16.15
	2	626	ACE LTD GRP	8,502	7,896	- 5.79	0.90	8.94	25.09
	3	111	LIBERTY MUT GRP	6,384	5,089	121.76	878.84	6.71	31.80
	4	98	WR BERKLEY CORP GRP	6,039	5,549	78.22	119.36	6.35	38.15
	5	218	CNA INS GRP	5,902	7,793	242.82	254.25	6.21	44.36
	6	212	ZURICH INS GRP	4,694	4,454	40.14	15.29	4.94	49.29
	7	3548	TRAVELERS GRP	4,560	4,498	31.99	75.71	4.79	54.09
	8	158	FAIRFAX FIN GRP	4,438	4,356	21.69	34.12	4.67	58.76
	9	517	HANNOVER GRP	4,273	3,599	79.52	87.64	4.49	63.25
	10	242	SELECTIVE INS GRP	3,902	3,543	35.77	56.57	4.10	67.35
			**STATE TOTAL **	95,107	93,456	47.82	108.62	100.00	100.00
Michigan	1	761	ALLIANZ INS GRP	13,794	13,018	167.26	206.45	15.71	15.71
	2	244	CINCINNATI FIN GRP	6,592	6,470	24.53	23.95	7.51	23.22
	3	38	CHUBB INC GRP	5,044	5,298	9.82	22.53	5.74	28.96
	4	242	SELECTIVE INS GRP	4,874	4,677	58.58	81.74	5.55	34.51
	5	212	ZURICH INS GRP	4,008	4,421	16.01	77.84	4.56	39.08
	6	218	CNA INS GRP	3,797	4,164	218.75	288.34	4.32	43.40
	7	3548	TRAVELERS GRP	3,193	2,996	26.59	40.60	3.64	47.04
	8	1285	XL AMER GRP	3,063	3,808	- 44.82	- 3.29	3.49	50.53
	9	91	HARTFORD FIRE & CAS GRP	3,057	2,931	- 43.96	- 71.29	3.48	54.01
	10	98	WR BERKLEY CORP GRP	2,757	2,970	8.66	20.57	3.14	57.15
			**STATE TOTAL **	87,802	90,359	47.15	42.39	100.00	100.00
Minnesota	1	309	WESTERN NATL MUT GRP	9,055	8,825	8.33	23.48	10.48	10.48
	2	38	CHUBB INC GRP	7,623	7,297	246.34	266.82	8.82	19.30
	3	3548	TRAVELERS GRP	4,926	4,784	28.12	90.26	5.70	25.00
	4	248	UNITED FIRE & CAS GRP	3,531	3,183	- 10.93	3.91	4.09	29.08
	5	111	LIBERTY MUT GRP	3,416	2,670	- 40.70	238.91	3.95	33.03
	6	244	CINCINNATI FIN GRP	3,379	3,364	- 2.90	- 1.53	3.91	36.94
	7	15350	WEST BEND MUT INS CO	3,250	2,992	2.14	- 23.79	3.76	40.70
	8	7	FEDERATED MUT GRP	3,058	2,899	13.94	18.38	3.54	44.24
	9	98	WR BERKLEY CORP GRP	3,045	2,637	- 29.92	- 24.26	3.52	47.77
	10	218	CNA INS GRP	2,682	2,662	519.43	517.83	3.10	50.87
			**STATE TOTAL **	86,427	84,727	34.65	76.11	100.00	100.00
Mississippi	1	3548	TRAVELERS GRP	1,775	1,749	211.26	358.46	9.84	9.84
	2	111	LIBERTY MUT GRP	1,501	1,444	25.91	60.03	8.32	18.16
	3	626	ACE LTD GRP	1,288	981	14.43	34.75	7.14	25.30
	4	98	WR BERKLEY CORP GRP	1,023	985	120.68	- 4.14	5.67	30.97
	5	212	ZURICH INS GRP	906	1,156	- 48.98	- 71.11	5.02	36.00
	6	140	NATIONWIDE CORP GRP	878	883	- 19.81	- 10.70	4.87	40.86
	7	474	FCCI MUT INS GRP	855	835	7.06	7.18	4.74	45.60
	8	12	AMERICAN INTL GRP	750	874	-495.32	-588.92	4.16	49.76
	9	62	EMC INS CO GRP	676	664	24.28	59.73	3.75	53.51
	10	158	FAIRFAX FIN GRP	673	737	594.22	589.98	3.73	57.24
			**STATE TOTAL **	18,038	18,079	30.69	45.42	100.00	100.00

PROPERTY AND CASUALTY INSURANCE INDUSTRY
MARKET SHARE REPORT - TOTAL PREMIUM
BY GROUP
18 - PRODUCTS LIABILITY

May 15, 2014

STATE	Rank	Group/ Company Code	Group/ Company Name	Direct Premiums Written (000)	Direct Premiums Earned (000)	Direct Loss to EP Ratio	Direct Loss & DCC to EP Ratio	Market Share %	Cumulative Market Share %
Missouri	1	248	UNITED FIRE & CAS GRP	3,532	3,428	- 8.39	32.10	6.49	6.49
	2	218	CNA INS GRP	3,004	2,042	80.90	105.88	5.52	12.01
	3	244	CINCINNATI FIN GRP	2,979	3,079	39.45	41.24	5.48	17.49
	4	111	LIBERTY MUT GRP	2,944	2,982	76.56	188.92	5.41	22.90
	5	38	CHUBB INC GRP	2,759	2,637	41.27	50.03	5.07	27.97
	6	761	ALLIANZ INS GRP	2,555	2,316	- 71.09	- 57.54	4.70	32.67
	7	212	ZURICH INS GRP	2,421	2,420	-147.73	-280.85	4.45	37.12
	8	626	ACE LTD GRP	2,356	2,025	87.68	106.76	4.33	41.45
	9	91	HARTFORD FIRE & CAS GRP	2,271	2,159	29.37	22.75	4.17	45.62
	10	3548	TRAVELERS GRP	2,191	2,174	379.47	653.16	4.03	49.65
			STATE TOTAL	54,402	51,302	13.24	38.85	100.00	100.00
Montana	1	3548	TRAVELERS GRP	1,143	1,102	22.90	36.62	11.37	11.37
	2	248	UNITED FIRE & CAS GRP	881	773	- 4.71	14.64	8.76	20.12
	3	244	CINCINNATI FIN GRP	750	715	21.38	47.28	7.45	27.58
	4	84	AMERICAN FINANCIAL GRP	693	616	416.57	529.25	6.89	34.47
	5	140	NATIONWIDE CORP GRP	686	630	- 8.53	- 11.70	6.83	41.30
	6	98	WR BERKLEY CORP GRP	541	500	- 96.96	- 98.91	5.38	46.68
	7	309	WESTERN NATL MUT GRP	501	435	40.17	40.57	4.99	51.66
	8	212	ZURICH INS GRP	401	437	- 37.09	- 64.77	3.99	55.65
	9	62	EMC INS CO GRP	339	367	- 20.85	- 14.33	3.38	59.03
	10	111	LIBERTY MUT GRP	335	356	15.76	5.73	3.33	62.35
			STATE TOTAL	10,058	9,641	37.67	52.97	100.00	100.00
Nebraska	1	212	ZURICH INS GRP	3,948	4,055	18.32	39.61	17.19	17.19
	2	140	NATIONWIDE CORP GRP	2,769	2,543	52.95	54.26	12.05	29.24
	3	248	UNITED FIRE & CAS GRP	1,673	1,580	0.53	12.86	7.28	36.52
	4	111	LIBERTY MUT GRP	1,551	1,305	22.68	33.16	6.75	43.27
	5	244	CINCINNATI FIN GRP	1,304	1,237	33.41	30.86	5.68	48.94
	6	62	EMC INS CO GRP	1,134	1,151	5.57	20.46	4.93	53.88
	7	169	SENTRY INS GRP	785	1,019	74.93	82.32	3.42	57.29
	8	311	MAIN STREET AMER GRP	781	783	- 10.18	- 5.75	3.40	60.69
	9	626	ACE LTD GRP	644	577	24.95	27.05	2.80	63.50
	10	91	HARTFORD FIRE & CAS GRP	608	596	34.91	48.84	2.65	66.14
			STATE TOTAL	22,975	22,324	37.78	47.83	100.00	100.00
Nevada	1	248	UNITED FIRE & CAS GRP	1,690	1,494	650.88	1380.03	10.41	10.41
	2	38	CHUBB INC GRP	1,435	1,314	24.22	32.25	8.84	19.25
	3	785	MARKEL CORP GRP	1,086	1,053	97.76	141.00	6.69	25.94
	4	212	ZURICH INS GRP	1,085	1,311	-305.26	-604.15	6.69	32.62
	5	98	WR BERKLEY CORP GRP	1,061	1,090	69.62	112.67	6.54	39.16
	6	457	ARGONAUT GRP	1,043	1,023	- 20.30	- 71.87	6.43	45.59
	7	111	LIBERTY MUT GRP	868	1,056	139.12	106.32	5.35	50.94
	8	3494	JAMES RIVER GRP	864	817	- 10.44	- 9.54	5.32	56.26
	9	158	FAIRFAX FIN GRP	763	795	32.71	42.41	4.70	60.96
	10	626	ACE LTD GRP	662	775	24.34	130.58	4.08	65.04
			STATE TOTAL	16,230	16,175	77.97	167.98	100.00	100.00
New Hampshire	1	38	CHUBB INC GRP	1,441	1,434	70.37	82.01	10.54	10.54
	2	98	WR BERKLEY CORP GRP	1,365	1,291	20.67	42.85	9.98	20.52
	3	761	ALLIANZ INS GRP	1,001	843	27.41	26.59	7.32	27.84
	4	12	AMERICAN INTL GRP	1,001	953	- 78.02	- 81.99	7.32	35.16
	5	3548	TRAVELERS GRP	903	913	147.73	197.99	6.60	41.76
	6	517	HANNOVER GRP	653	503	28.46	37.93	4.77	46.54
	7	57	ELECTRIC INS GRP	560	560	72.56	80.81	4.10	50.63
	8	111	LIBERTY MUT GRP	557	481	- 30.01	-106.16	4.07	54.71
	9	244	CINCINNATI FIN GRP	545	483	2.81	- 10.10	3.98	58.69
	10	1285	XL AMER GRP	509	511	- 17.39	- 14.80	3.72	62.41
			STATE TOTAL	13,676	13,205	30.57	38.69	100.00	100.00

PROPERTY AND CASUALTY INSURANCE INDUSTRY
MARKET SHARE REPORT - TOTAL PREMIUM
BY GROUP
18 - PRODUCTS LIABILITY

May 15, 2014

STATE	Rank	Group/ Company Code	Group/ Company Name	Direct Premiums Written (000)	Direct Premiums Earned (000)	Direct Loss to EP Ratio	Direct Loss & DCC to EP Ratio	Market Share %	Cumulative Market Share %
New Jersey	1	242	SELECTIVE INS GRP	25,660	24,753	65.06	101.80	12.49	12.49
	2	38	CHUBB INC GRP	21,687	26,149	43.53	60.58	10.56	23.05
	3	218	CNA INS GRP	18,498	17,653	105.94	110.76	9.01	32.06
	4	38300	SAMSUNG FIRE & MARINE INS CO LTD	16,875	7,034	58.10	80.23	8.22	40.28
	5	626	ACE LTD GRP	13,058	8,520	-199.89	-313.88	6.36	46.63
	6	3098	TOKIO MARINE HOLDINGS INC GRP	8,603	8,440	84.21	105.50	4.19	50.82
	7	91	HARTFORD FIRE & CAS GRP	7,785	7,053	516.61	524.84	3.79	54.61
	8	212	ZURICH INS GRP	7,375	7,670	65.46	156.41	3.59	58.21
	9	12	AMERICAN INTL GRP	7,094	8,034	- 2.34	- 3.14	3.45	61.66
	10	111	LIBERTY MUT GRP	6,975	6,262	5.29	319.45	3.40	65.06
			**STATE TOTAL **	205,380	191,576	77.93	122.41	100.00	100.00
New Mexico	1	3548	TRAVELERS GRP	2,087	1,986	- 22.05	- 25.35	18.27	18.27
	2	212	ZURICH INS GRP	1,452	1,379	106.97	115.84	12.71	30.99
	3	158	FAIRFAX FIN GRP	751	593	47.06	79.42	6.58	37.57
	4	36	CENTRAL MUT INS CO GRP	704	659	16.25	87.78	6.17	43.73
	5	111	LIBERTY MUT GRP	555	339	10.50	46.13	4.86	48.59
	6	38	CHUBB INC GRP	550	606	19.77	30.38	4.81	53.41
	7	98	WR BERKLEY CORP GRP	514	449	- 53.93	- 81.03	4.50	57.91
	8	626	ACE LTD GRP	331	408	- 26.77	- 5.88	2.90	60.81
	9	248	UNITED FIRE & CAS GRP	321	298	-114.33	- 94.56	2.81	63.62
	10	140	NATIONWIDE CORP GRP	315	337	73.91	98.23	2.76	66.38
			**STATE TOTAL **	11,418	10,604	18.08	34.03	100.00	100.00
New York	1	38	CHUBB INC GRP	26,410	25,265	41.71	69.88	11.96	11.96
	2	626	ACE LTD GRP	22,919	22,464	19.35	16.04	10.38	22.34
	3	212	ZURICH INS GRP	17,226	14,136	- 43.57	- 29.05	7.80	30.14
	4	457	ARGONAUT GRP	17,073	14,376	32.81	33.05	7.73	37.87
	5	84	AMERICAN FINANCIAL GRP	13,788	12,247	24.41	48.42	6.24	44.11
	6	111	LIBERTY MUT GRP	9,257	18,220	52.34	214.50	4.19	48.30
	7	1279	ARCH INS GRP	9,027	5,318	41.66	44.42	4.09	52.39
	8	91	HARTFORD FIRE & CAS GRP	8,830	8,679	32.31	42.24	4.00	56.39
	9	98	WR BERKLEY CORP GRP	8,657	6,861	23.78	48.33	3.92	60.31
	10	140	NATIONWIDE CORP GRP	6,942	5,298	43.83	81.79	3.14	63.45
			**STATE TOTAL **	220,851	219,107	34.62	73.30	100.00	100.00
North Carolina	1	12	AMERICAN INTL GRP	8,385	8,117	231.79	224.93	9.46	9.46
	2	38	CHUBB INC GRP	7,095	6,110	61.67	78.86	8.01	17.47
	3	111	LIBERTY MUT GRP	6,877	6,640	92.16	123.97	7.76	25.23
	4	626	ACE LTD GRP	5,694	5,660	- 2.16	- 2.63	6.43	31.65
	5	242	SELECTIVE INS GRP	4,347	4,121	66.07	94.65	4.91	36.56
	6	4507	BUILDERS GRP	4,111	4,092	7.87	19.59	4.64	41.20
	7	244	CINCINNATI FIN GRP	4,027	4,168	43.23	48.05	4.54	45.74
	8	218	CNA INS GRP	3,504	3,505	55.21	57.86	3.95	49.70
	9	761	ALLIANZ INS GRP	3,450	3,367	- 10.78	- 0.01	3.89	53.59
	10	98	WR BERKLEY CORP GRP	3,069	2,626	- 14.64	15.35	3.46	57.05
			**STATE TOTAL **	88,618	86,287	53.54	70.34	100.00	100.00
North Dakota	1	3548	TRAVELERS GRP	1,935	1,855	46.87	62.77	11.70	11.70
	2	309	WESTERN NATL MUT GRP	1,418	1,214	65.24	142.63	8.57	20.27
	3	212	ZURICH INS GRP	1,291	895	28.84	35.02	7.80	28.08
	4	626	ACE LTD GRP	1,275	1,170	11.47	35.71	7.71	35.79
	5	84	AMERICAN FINANCIAL GRP	1,059	1,016	- 7.60	- 7.02	6.40	42.19
	6	140	NATIONWIDE CORP GRP	957	1,036	19.38	22.19	5.79	47.98
	7	111	LIBERTY MUT GRP	887	772	- 76.06	-130.31	5.36	53.34
	8	169	SENTRY INS GRP	825	783	12.85	10.78	4.99	58.33
	9	248	UNITED FIRE & CAS GRP	686	719	22.76	23.58	4.15	62.48
	10	244	CINCINNATI FIN GRP	575	532	11.18	7.12	3.48	65.95
			**STATE TOTAL **	16,537	15,623	24.64	43.85	100.00	100.00

PROPERTY AND CASUALTY INSURANCE INDUSTRY
MARKET SHARE REPORT - TOTAL PREMIUM
BY GROUP
18 - PRODUCTS LIABILITY

May 15, 2014

STATE	Rank	Group/ Company Code	Group/ Company Name	Direct Premiums Written (000)	Direct Premiums Earned (000)	Direct Loss to EP Ratio	Direct Loss & DCC to EP Ratio	Market Share %	Cumulative Market Share %
Ohio	1	244	CINCINNATI FIN GRP	18,688	18,281	28.99	27.53	16.31	16.31
	2	761	ALLIANZ INS GRP	8,076	6,917	- 33.74	- 6.45	7.05	23.36
	3	38	CHUBB INC GRP	7,005	6,789	65.65	98.49	6.12	29.48
	4	212	ZURICH INS GRP	6,850	8,504	13.17	1.81	5.98	35.46
	5	12	AMERICAN INTL GRP	5,979	6,157	27.17	59.14	5.22	40.68
	6	111	LIBERTY MUT GRP	4,612	3,782	15.96	294.37	4.03	44.70
	7	626	ACE LTD GRP	4,145	3,722	- 70.97	- 58.05	3.62	48.32
	8	175	STATE AUTO MUT GRP	3,890	3,835	16.01	32.19	3.40	51.72
	9	785	MARKEL CORP GRP	3,388	3,197	13.47	26.95	2.96	54.68
	10	91	HARTFORD FIRE & CAS GRP	3,235	3,367	97.34	202.22	2.82	57.50
			**STATE TOTAL **	114,552	110,411	28.75	84.54	100.00	100.00
Oklahoma	1	84	AMERICAN FINANCIAL GRP	8,548	8,303	27.48	17.65	17.52	17.52
	2	38	CHUBB INC GRP	6,171	5,833	31.33	62.04	12.65	30.17
	3	3548	TRAVELERS GRP	4,092	3,945	21.70	36.57	8.39	38.55
	4	212	ZURICH INS GRP	3,225	2,874	42.76	60.93	6.61	45.16
	5	23663	NATIONAL AMER INS CO	2,766	2,689	10.91	9.71	5.67	50.83
	6	98	WR BERKLEY CORP GRP	2,046	1,997	- 12.99	5.45	4.19	55.02
	7	158	FAIRFAX FIN GRP	1,969	2,003	182.98	192.54	4.04	59.06
	8	111	LIBERTY MUT GRP	1,902	1,905	21.50	32.55	3.90	62.96
	9	626	ACE LTD GRP	1,502	1,387	58.48	61.06	3.08	66.03
	10	12	AMERICAN INTL GRP	1,291	1,308	133.38	147.21	2.65	68.68
			**STATE TOTAL **	48,793	47,512	33.40	40.90	100.00	100.00
Oregon	1	761	ALLIANZ INS GRP	4,996	5,211	- 2.31	- 1.81	13.68	13.68
	2	38	CHUBB INC GRP	3,641	3,710	97.98	138.68	9.97	23.64
	3	111	LIBERTY MUT GRP	2,533	2,537	19.41	31.87	6.93	30.58
	4	98	WR BERKLEY CORP GRP	2,026	2,084	- 19.97	- 14.36	5.55	36.13
	5	140	NATIONWIDE CORP GRP	1,746	1,639	97.06	149.60	4.78	40.90
	6	12	AMERICAN INTL GRP	1,489	1,461	101.75	211.90	4.08	44.98
	7	158	FAIRFAX FIN GRP	1,464	1,235	351.39	368.69	4.01	48.99
	8	212	ZURICH INS GRP	1,256	1,234	- 12.28	323.49	3.44	52.43
	9	626	ACE LTD GRP	1,240	1,085	- 29.70	46.14	3.39	55.82
	10	244	CINCINNATI FIN GRP	1,223	1,198	24.09	29.26	3.35	59.17
			**STATE TOTAL **	36,529	35,566	49.83	91.96	100.00	100.00
Pennsylvania	1	38	CHUBB INC GRP	12,137	12,439	190.70	226.10	7.77	7.77
	2	111	LIBERTY MUT GRP	10,932	10,791	- 12.45	186.10	7.00	14.77
	3	218	CNA INS GRP	9,568	9,347	51.65	70.24	6.12	20.89
	4	212	ZURICH INS GRP	9,197	8,811	102.48	139.50	5.89	26.78
	5	242	SELECTIVE INS GRP	8,169	7,736	56.33	98.49	5.23	32.01
	6	12	AMERICAN INTL GRP	8,018	8,828	140.84	104.35	5.13	37.14
	7	3548	TRAVELERS GRP	7,769	7,430	105.01	224.11	4.97	42.12
	8	271	PENNSYLVANIA NATL INS GRP	7,293	6,895	24.04	36.03	4.67	46.78
	9	761	ALLIANZ INS GRP	6,211	6,761	-156.86	-108.82	3.98	50.76
	10	626	ACE LTD GRP	6,018	5,768	-152.79	192.69	3.85	54.61
			**STATE TOTAL **	156,211	153,614	61.04	133.38	100.00	100.00
Rhode Island	1	38	CHUBB INC GRP	2,021	1,917	146.59	226.57	18.99	18.99
	2	242	SELECTIVE INS GRP	1,372	1,336	50.91	80.89	12.89	31.88
	3	212	ZURICH INS GRP	1,243	1,175	- 10.80	157.47	11.68	43.56
	4	98	WR BERKLEY CORP GRP	868	752	42.01	87.59	8.15	51.71
	5	84	AMERICAN FINANCIAL GRP	667	477	23.17	61.04	6.27	57.98
	6	3548	TRAVELERS GRP	530	427	150.31	221.62	4.98	62.96
	7	111	LIBERTY MUT GRP	391	374	-726.04	-901.83	3.68	66.64
	8	62	EMC INS CO GRP	381	351	24.60	70.51	3.58	70.22
	9	91	HARTFORD FIRE & CAS GRP	306	316	- 9.09	41.19	2.87	73.09
	10	517	HANNOVER GRP	302	258	- 2.67	- 28.10	2.83	75.92
			**STATE TOTAL **	10,643	10,085	- 18.24	29.97	100.00	100.00

PROPERTY AND CASUALTY INSURANCE INDUSTRY
MARKET SHARE REPORT - TOTAL PREMIUM
BY GROUP
18 - PRODUCTS LIABILITY

May 15, 2014

STATE	Rank	Group/ Company Code	Group/ Company Name	Direct Premiums Written (000)	Direct Premiums Earned (000)	Direct Loss to EP Ratio	Direct Loss & DCC to EP Ratio	Market Share %	Cumulative Market Share %
South Carolina	1	242	SELECTIVE INS GRP	3,548	3,307	54.55	100.76	9.46	9.46
	2	761	ALLIANZ INS GRP	2,917	2,974	13.20	17.15	7.78	17.24
	3	57	ELECTRIC INS GRP	2,247	2,247	- 10.84	- 12.42	5.99	23.24
	4	111	LIBERTY MUT GRP	2,005	2,018	163.20	172.19	5.35	28.58
	5	1285	XL AMER GRP	1,733	1,833	- 57.52	- 38.92	4.62	33.20
	6	3548	TRAVELERS GRP	1,729	1,760	9.30	71.77	4.61	37.82
	7	38	CHUBB INC GRP	1,720	1,637	72.49	147.41	4.59	42.40
	8	98	WR BERKLEY CORP GRP	1,441	1,204	- 9.16	53.57	3.84	46.25
	9	271	PENNSYLVANIA NATL INS GRP	1,424	1,326	77.46	111.44	3.80	50.04
	10	244	CINCINNATI FIN GRP	1,367	1,446	14.54	11.80	3.65	53.69
			**STATE TOTAL **	37,496	36,344	64.43	92.11	100.00	100.00
South Dakota	1	248	UNITED FIRE & CAS GRP	1,782	1,748	24.06	86.19	17.23	17.23
	2	140	NATIONWIDE CORP GRP	1,219	1,268	0.00	0.77	11.79	29.02
	3	309	WESTERN NATL MUT GRP	673	564	7.62	28.30	6.51	35.53
	4	3548	TRAVELERS GRP	478	509	449.02	481.00	4.62	40.15
	5	98	WR BERKLEY CORP GRP	475	308	41.55	94.70	4.60	44.75
	6	244	CINCINNATI FIN GRP	457	455	21.70	10.60	4.42	49.17
	7	91	HARTFORD FIRE & CAS GRP	406	456	-103.40	-160.72	3.93	53.10
	8	111	LIBERTY MUT GRP	381	418	16.69	8.77	3.69	56.78
	9	169	SENTRY INS GRP	359	358	18.86	17.61	3.47	60.26
	10	14184	ACUITY A MUT INS CO	329	339	- 39.23	-254.89	3.18	63.44
			**STATE TOTAL **	10,343	10,088	26.14	37.50	100.00	100.00
Tennessee	1	3548	TRAVELERS GRP	4,300	4,426	- 7.15	- 4.38	7.93	7.93
	2	761	ALLIANZ INS GRP	3,763	3,447	24.92	28.94	6.94	14.87
	3	517	HANNOVER GRP	3,301	3,063	25.06	36.40	6.09	20.96
	4	244	CINCINNATI FIN GRP	3,036	2,922	20.24	14.57	5.60	26.55
	5	111	LIBERTY MUT GRP	2,802	2,925	87.15	114.14	5.17	31.72
	6	212	ZURICH INS GRP	2,655	3,059	38.59	77.48	4.90	36.62
	7	38	CHUBB INC GRP	2,425	2,323	186.24	181.62	4.47	41.09
	8	3416	AXIS CAPITAL GRP	2,149	294	53.74	63.81	3.96	45.05
	9	98	WR BERKLEY CORP GRP	1,942	1,838	-106.13	-126.25	3.58	48.63
	10	91	HARTFORD FIRE & CAS GRP	1,882	1,584	26.92	30.02	3.47	52.10
			**STATE TOTAL **	54,229	51,380	51.64	61.09	100.00	100.00
Texas	1	158	FAIRFAX FIN GRP	29,608	28,410	57.58	69.86	9.54	9.54
	2	3548	TRAVELERS GRP	24,016	24,702	20.26	48.04	7.74	17.29
	3	212	ZURICH INS GRP	23,287	21,945	158.24	228.01	7.51	24.79
	4	91	HARTFORD FIRE & CAS GRP	14,817	14,084	9.39	3.75	4.78	29.57
	5	626	ACE LTD GRP	14,667	13,464	29.64	45.09	4.73	34.30
	6	38	CHUBB INC GRP	13,768	13,652	34.66	54.68	4.44	38.73
	7	98	WR BERKLEY CORP GRP	13,670	11,979	30.86	61.72	4.41	43.14
	8	111	LIBERTY MUT GRP	12,846	11,812	5.96	33.60	4.14	47.28
	9	4574	CATLIN US INS GRP	11,330	9,910	59.29	81.02	3.65	50.93
	10	84	AMERICAN FINANCIAL GRP	11,210	10,766	57.61	88.23	3.61	54.55
			**STATE TOTAL **	310,220	296,376	46.84	68.85	100.00	100.00
Utah	1	38	CHUBB INC GRP	2,891	2,882	81.58	140.74	9.73	9.73
	2	785	MARKEL CORP GRP	2,593	2,782	56.23	55.07	8.72	18.45
	3	84	AMERICAN FINANCIAL GRP	2,506	2,288	70.53	120.18	8.43	26.88
	4	218	CNA INS GRP	2,265	1,531	355.38	367.86	7.62	34.50
	5	3548	TRAVELERS GRP	1,657	1,937	- 65.78	-183.49	5.57	40.08
	6	244	CINCINNATI FIN GRP	1,618	1,680	67.82	66.83	5.44	45.52
	7	111	LIBERTY MUT GRP	1,513	1,647	16.88	19.39	5.09	50.61
	8	91	HARTFORD FIRE & CAS GRP	1,392	1,258	24.63	30.69	4.68	55.29
	9	140	NATIONWIDE CORP GRP	1,290	1,350	- 1.08	- 11.33	4.34	59.63
	10	1285	XL AMER GRP	1,206	1,210	- 57.87	- 15.65	4.06	63.69
			**STATE TOTAL **	29,722	30,699	61.32	85.03	100.00	100.00

PROPERTY AND CASUALTY INSURANCE INDUSTRY
MARKET SHARE REPORT - TOTAL PREMIUM
BY GROUP
18 - PRODUCTS LIABILITY

May 15, 2014

STATE	Rank	Group/ Company Code	Group/ Company Name	Direct Premiums Written (000)	Direct Premiums Earned (000)	Direct Loss to EP Ratio	Direct Loss & DCC to EP Ratio	Market Share %	Cumulative Market Share %
Vermont	1	98	WR BERKLEY CORP GRP	758	745	- 12.19	- 12.68	10.00	10.00
	2	111	LIBERTY MUT GRP	735	771	45.65	71.14	9.69	19.69
	3	57	ELECTRIC INS GRP	734	734	- 8.74	- 10.60	9.69	29.38
	4	12	AMERICAN INTL GRP	649	601	98.27	103.56	8.56	37.93
	5	244	CINCINNATI FIN GRP	495	544	25.30	28.20	6.53	44.46
	6	3219	NKSJ HOLDINGS INC GRP	442	442	13.83	18.56	5.83	50.29
	7	3548	TRAVELERS GRP	440	448	221.17	218.36	5.80	56.09
	8	140	NATIONWIDE CORP GRP	413	390	53.74	54.41	5.45	61.54
	9	626	ACE LTD GRP	373	515	63.55	109.56	4.92	66.47
	10	212	ZURICH INS GRP	367	366	-255.21	-357.11	4.85	71.31
			STATE TOTAL	7,579	7,640	40.58	46.84	100.00	100.00
Virginia	1	212	ZURICH INS GRP	5,227	5,184	22.04	29.23	9.43	9.43
	2	242	SELECTIVE INS GRP	4,641	4,408	55.81	78.79	8.38	17.81
	3	111	LIBERTY MUT GRP	3,982	3,988	- 5.26	- 9.65	7.19	25.00
	4	244	CINCINNATI FIN GRP	2,964	2,924	3.47	4.22	5.35	30.35
	5	38	CHUBB INC GRP	2,606	2,555	- 19.37	- 36.50	4.70	35.05
	6	626	ACE LTD GRP	2,490	2,431	4.30	0.96	4.49	39.54
	7	218	CNA INS GRP	2,309	2,569	57.08	64.22	4.17	43.71
	8	98	WR BERKLEY CORP GRP	2,212	2,056	60.64	167.15	3.99	47.70
	9	91	HARTFORD FIRE & CAS GRP	1,900	1,750	75.84	172.12	3.43	51.13
	10	785	MARKEL CORP GRP	1,867	2,005	- 3.72	- 10.19	3.37	54.50
			STATE TOTAL	55,406	55,409	12.05	18.57	100.00	100.00
Washington	1	626	ACE LTD GRP	4,923	3,946	177.15	220.59	9.67	9.67
	2	111	LIBERTY MUT GRP	4,491	4,123	80.36	129.83	8.82	18.48
	3	158	FAIRFAX FIN GRP	3,633	3,561	129.60	142.68	7.13	25.62
	4	218	CNA INS GRP	3,521	3,332	36.83	72.85	6.91	32.53
	5	38	CHUBB INC GRP	3,447	3,623	26.76	36.99	6.77	39.30
	6	212	ZURICH INS GRP	3,390	3,036	118.31	489.37	6.66	45.95
	7	98	WR BERKLEY CORP GRP	2,089	1,831	- 10.18	- 31.05	4.10	50.06
	8	140	NATIONWIDE CORP GRP	2,030	2,533	- 11.97	- 12.08	3.99	54.04
	9	2538	AMTRUST NGH GRP	1,880	1,674	54.28	60.94	3.69	57.73
	10	3548	TRAVELERS GRP	1,386	1,556	115.59	225.50	2.72	60.45
			STATE TOTAL	50,931	49,342	75.09	117.57	100.00	100.00
West Virginia	1	212	ZURICH INS GRP	1,639	1,521	45.18	40.82	13.24	13.24
	2	3548	TRAVELERS GRP	1,169	1,128	- 77.33	- 85.24	9.44	22.68
	3	98	WR BERKLEY CORP GRP	922	1,246	- 51.08	-100.87	7.45	30.14
	4	3494	JAMES RIVER GRP	653	627	6.99	18.05	5.28	35.42
	5	91	HARTFORD FIRE & CAS GRP	591	495	290.79	349.96	4.78	40.19
	6	244	CINCINNATI FIN GRP	589	647	- 20.03	- 23.33	4.76	44.95
	7	626	ACE LTD GRP	587	643	79.54	108.67	4.74	49.69
	8	175	STATE AUTO MUT GRP	584	582	- 13.43	- 17.84	4.71	54.40
	9	3589	MAXUM SPECIALTY INS GRP	524	504	16.32	26.29	4.23	58.64
	10	158	FAIRFAX FIN GRP	457	469	53.68	58.40	3.69	62.32
			STATE TOTAL	12,377	12,436	48.49	105.43	100.00	100.00
Wisconsin	1	15350	WEST BEND MUT INS CO	6,396	6,082	36.67	50.36	8.27	8.27
	2	38	CHUBB INC GRP	4,903	5,120	38.51	70.49	6.34	14.60
	3	244	CINCINNATI FIN GRP	4,819	4,878	39.20	43.26	6.23	20.83
	4	57	ELECTRIC INS GRP	4,415	4,414	- 5.38	- 2.00	5.70	26.53
	5	3219	NKSJ HOLDINGS INC GRP	3,904	3,924	2.02	2.70	5.05	31.58
	6	111	LIBERTY MUT GRP	3,804	4,193	150.60	936.27	4.92	36.49
	7	761	ALLIANZ INS GRP	3,535	3,155	-190.66	-155.44	4.57	41.06
	8	3548	TRAVELERS GRP	3,445	3,079	- 9.65	52.52	4.45	45.51
	9	626	ACE LTD GRP	2,649	2,414	22.96	98.73	3.42	48.94
	10	169	SENTRY INS GRP	2,252	2,302	10.32	53.91	2.91	51.85
			STATE TOTAL	77,386	75,001	25.26	102.54	100.00	100.00

PROPERTY AND CASUALTY INSURANCE INDUSTRY
MARKET SHARE REPORT - TOTAL PREMIUM
BY GROUP
18 - PRODUCTS LIABILITY

May 15, 2014

STATE	Rank	Group/ Company Code	Group/ Company Name	Direct Premiums Written (000)	Direct Premiums Earned (000)	Direct Loss to EP Ratio	Direct Loss & DCC to EP Ratio	Market Share %	Cumulative Market Share %
Wyoming	1	3548	TRAVELERS GRP	1,607	1,700	6.14	0.73	22.26	22.26
	2	212	ZURICH INS GRP	520	418	- 10.06	- 21.54	7.20	29.46
	3	84	AMERICAN FINANCIAL GRP	503	470	6.77	7.15	6.97	36.43
	4	248	UNITED FIRE & CAS GRP	498	467	0.51	52.09	6.90	43.33
	5	3494	JAMES RIVER GRP	450	340	95.95	147.23	6.23	49.56
	6	140	NATIONWIDE CORP GRP	439	440	126.98	132.84	6.08	55.64
	7	4670	STARR GRP	350	355	33.22	41.53	4.85	60.49
	8	38	CHUBB INC GRP	332	334	174.95	287.90	4.59	65.09
	9	62	EMC INS CO GRP	295	305	4.76	3.57	4.09	69.17
	10	626	ACE LTD GRP	294	319	13.13	18.40	4.08	73.25
			STATE TOTAL	7,217	7,238	29.23	40.73	100.00	100.00
Guam	1	4672	DONGBU INS GRP	69	71	0.00	0.00	42.86	42.86
	2	212	ZURICH INS GRP	47	11	37.92	82.93	29.19	72.05
	3	10972	FIRST NET INS CO	35	24	40.71	57.90	21.44	93.49
	4	626	ACE LTD GRP	7	12	30.48	43.90	4.46	97.96
	5	12633	CENTURY INS CO GU LTD	3	5	0.00	0.00	2.02	99.97
	6	111	LIBERTY MUT GRP	0	0	38.78	-610.20	0.02	100.00
	7	150	OLD REPUBLIC GRP	0	0	33.33	66.67	0.00	100.00
			STATE TOTAL	161	124	493.20	558.51	100.00	100.00
Puerto Rico	1	3098	TOKIO MARINE HOLDINGS INC GRP	1,277	1,023	83.03	166.29	28.97	28.97
	2	517	HANNOVER GRP	665	629	24.90	33.20	15.08	44.05
	3	71	UNIVERSAL INS CO GRP	502	515	0.78	0.78	11.38	55.43
	4	12	AMERICAN INTL GRP	488	500	31.99	63.80	11.07	66.51
	5	57	ELECTRIC INS GRP	384	384	- 2.24	- 2.24	8.71	75.22
	6	4802	TRIPLE S GRP	245	220	2.68	3.20	5.55	80.77
	7	3526	COOPERATIVA DE SEGUROS MULTIPLES GRP	240	261	0.00	0.00	5.45	86.22
	8	796	QBE INS GRP	122	116	6.53	10.73	2.77	89.00
	9	26778	INTEGRAND ASSUR CO	113	121	- 6.79	- 6.79	2.57	91.57
	10	10308	ANTILLES INS CO	83	92	7.29	7.44	1.88	93.45
			STATE TOTAL	4,408	4,160	25.62	53.34	100.00	100.00
U.S. Virgin Islands	1	626	ACE LTD GRP	154	517	34.23	129.11	65.08	65.08
	2	158	FAIRFAX FIN GRP	30	29	48.72	69.51	12.74	77.82
	3	3098	TOKIO MARINE HOLDINGS INC GRP	26	4	27.11	37.36	10.85	88.67
	4	98	WR BERKLEY CORP GRP	19	53	-569.86	-786.69	8.17	96.84
	5	38	CHUBB INC GRP	6	5	11.76	39.51	2.44	99.28
	6	12	AMERICAN INTL GRP	2	2	153.21	149.25	0.96	100.00
	7	3548	TRAVELERS GRP	0	0	-7648.48	-10306.06	0.03	100.00
	8	150	OLD REPUBLIC GRP	0	0	0.00	- 40.00	0.00	100.00
	8	212	ZURICH INS GRP	0	0	N/A	N/A	0.00	100.00
			STATE TOTAL	237	610	- 17.99	37.65	100.00	100.00
Northern Mariana Islands	1	10972	FIRST NET INS CO	1	0	-968.97	-956.03	53.20	53.20
	2	4672	DONGBU INS GRP	1	1	0.00	0.00	46.80	100.00
			STATE TOTAL	2	1	-247.40	-244.09	100.00	100.00
Canada	1	3548	TRAVELERS GRP	32,724	38,535	47.20	47.01	58.81	58.81
	2	761	ALLIANZ INS GRP	15,241	14,407	98.90	127.55	27.39	86.20
	3	57	ELECTRIC INS GRP	6,628	6,628	49.06	173.48	11.91	98.11
	4	111	LIBERTY MUT GRP	1,648	1,472	317.94	304.27	2.96	100.00
	5	181	SWISS RE GRP	72	64	0.00	0.00	0.13	100.00
	6	212	ZURICH INS GRP	62	56	100.15	164.17	0.11	100.00
	7	1285	XL AMER GRP	60	61	-329.43	-295.35	0.11	100.00
	8	169	SENTRY INS GRP	30	29	107.72	101.37	0.05	100.00
	9	84	AMERICAN FINANCIAL GRP	8	4	19.15	35.34	0.01	100.00
	10	10476	STICO MUT INS CO RRG	5	1	29.81	36.10	0.01	100.00
			STATE TOTAL	55,644	61,183	65.80	90.23	100.00	100.00

PROPERTY AND CASUALTY INSURANCE INDUSTRY
MARKET SHARE REPORT - TOTAL PREMIUM
BY GROUP
18 - PRODUCTS LIABILITY

May 15, 2014

STATE	Rank	Group/ Company Code	Group/ Company Name	Direct Premiums Written (000)	Direct Premiums Earned (000)	Direct Loss to EP Ratio	Direct Loss & DCC to EP Ratio	Market Share %	Cumulative Market Share %
Aggregate Other Alien	1	626	ACE LTD GRP	25,937	29,358	41.50	72.97	37.82	37.82
	2	3548	TRAVELERS GRP	9,678	10,333	19.42	25.44	14.11	51.93
	3	218	CNA INS GRP	9,358	8,909	57.60	64.98	13.64	65.57
	4	111	LIBERTY MUT GRP	6,693	5,635	29.26	39.70	9.76	75.33
	5	1285	XL AMER GRP	6,642	6,354	- 36.71	- 20.84	9.68	85.01
	6	212	ZURICH INS GRP	4,757	4,243	19.37	38.04	6.94	91.95
	7	38	CHUBB INC GRP	2,799	2,696	- 0.50	24.38	4.08	96.03
	8	3219	NKSJ HOLDINGS INC GRP	2,020	2,061	- 10.92	- 10.78	2.95	98.97
	9	2698	PROASSURANCE CORP GRP	639	780	-245.18	-287.46	0.93	99.91
	10	12	AMERICAN INTL GRP	117	125	-2970.94	-3301.44	0.17	100.00
			STATE TOTAL	68,588	70,534	17.25	33.91	100.00	100.00

19.1, 19.2—Private Passenger Auto Liability

PROPERTY AND CASUALTY INSURANCE INDUSTRY
MARKET SHARE REPORT - TOTAL PREMIUM
BY GROUP
19.1, 19.2 - PRIVATE PASSENGER AUTO LIABILITY

May 15, 2014

STATE	Rank	Group/ Company Code	Group/ Company Name	Direct Premiums Written (000)	Direct Premiums Earned (000)	Direct Loss to EP Ratio	Direct Loss & DCC to EP Ratio	Market Share %	Cumulative Market Share %
Countrywide	1	176	STATE FARM GRP	20,895,524	20,638,578	64.70	71.26	18.80	18.80
	2	31	BERKSHIRE HATHAWAY GRP	11,804,791	11,536,270	69.07	72.98	10.62	29.42
	3	8	ALLSTATE INS GRP	10,725,729	10,642,306	73.87	79.00	9.65	39.08
	4	155	PROGRESSIVE GRP	10,063,571	9,926,179	61.42	63.70	9.06	48.13
	5	69	FARMERS INS GRP	6,063,684	6,169,664	58.75	61.84	5.46	53.59
	6	111	LIBERTY MUT GRP	5,369,761	5,160,412	67.27	72.96	4.83	58.42
	7	200	UNITED SERV AUTOMOBILE ASSN GRP	5,026,726	4,925,089	79.88	83.52	4.52	62.94
	8	140	NATIONWIDE CORP GRP	4,423,896	4,405,784	68.62	70.47	3.98	66.92
	9	473	AMERICAN FAMILY INS GRP	2,027,986	2,007,571	71.23	74.34	1.82	68.75
	10	3548	TRAVELERS GRP	2,006,710	2,044,384	61.56	64.45	1.81	70.55
	11	91	HARTFORD FIRE & CAS GRP	1,542,434	1,526,269	65.78	68.26	1.39	71.94
	12	1318	AUTO CLUB ENTERPRISES INS GRP	1,308,295	1,248,195	66.96	69.56	1.18	73.12
	13	241	METROPOLITAN GRP	1,305,804	1,262,443	64.89	68.04	1.18	74.29
	14	213	ERIE INS GRP	1,261,785	1,226,844	69.20	72.84	1.14	75.43
	15	660	MERCURY GEN GRP	1,247,343	1,249,867	62.98	69.22	1.12	76.55
	16	1278	CSAA INS GRP	1,108,637	1,109,975	70.68	73.77	1.00	77.55
	17	280	AUTO OWNERS GRP	1,066,736	1,044,624	83.64	89.73	0.96	78.51
	18	55	AUTOMOBILE CLUB MI GRP	1,011,663	990,895	86.28	91.53	0.91	79.42
	19	411	MAPFRE INS GRP	885,775	870,329	69.66	72.24	0.80	80.22
	20	3495	INFINITY PROP & CAS INS GRP	853,510	835,018	70.27	73.70	0.77	80.99
	21	2538	AMTRUST NGH GRP	722,352	738,060	67.58	69.84	0.65	81.64
	22	169	SENTRY INS GRP	719,304	719,880	72.40	74.82	0.65	82.28
	23	28	AMICA MUT GRP	675,706	668,308	69.23	73.46	0.61	82.89
	24	708	NEW JERSEY MANUFACTURERS GRP	648,002	629,974	65.39	74.86	0.58	83.47
	25	215	KEMPER CORP GRP	581,101	612,344	63.95	64.90	0.52	84.00
	26	88	THE HANOVER INS GRP	574,813	589,166	70.91	73.95	0.52	84.51
	27	50	COUNTRY INS & FIN SERV GRP	563,564	562,907	63.14	65.54	0.51	85.02
	28	5	ALFA INS GRP	430,726	421,852	63.61	66.84	0.39	85.41
	29	123	SHELTER INS GRP	409,419	408,166	66.57	69.51	0.37	85.78
	30	483	SOUTHERN FARM BUREAU CAS GRP	402,673	398,653	76.27	79.60	0.36	86.14
	31	1227	PALISADES GRP	376,163	374,680	63.33	64.28	0.34	86.48
	32	4	AMERIPRISE FIN GRP	371,337	367,144	83.94	90.05	0.33	86.81
	33	175	STATE AUTO MUT GRP	349,918	347,577	69.02	72.15	0.31	87.13
	34	3179	HOME STATE INS GRP	349,595	329,818	67.19	71.50	0.31	87.44
	35	267	GRANGE MUT CAS GRP	330,288	327,625	72.63	76.09	0.30	87.74
	36	4762	ORPHEUS GRP	313,827	327,512	76.27	80.55	0.28	88.02
	37	3702	LOYA GRP	309,298	310,413	63.93	67.63	0.28	88.30
	38	109	KENTUCKY FARM BUREAU GRP	304,882	309,646	70.84	73.98	0.27	88.57
	39	1213	DIRECT GEN GRP	303,106	294,189	66.05	68.52	0.27	88.85
	40	809	TEXAS FARM BUREAU MUT GRP	299,743	294,984	69.49	71.87	0.27	89.12
	41	694	TENNESSEE FARMERS GRP	296,025	294,241	72.08	75.99	0.27	89.38
	42	188	SAFETY GRP	277,814	278,445	58.68	61.35	0.25	89.63
	43	324	NORTH CAROLINA FARM BUREAU GRP	270,990	270,889	64.07	65.10	0.24	89.88
	44	408	AMERICAN NATL FIN GRP	268,810	268,473	65.12	68.50	0.24	90.12
	45	244	CINCINNATI FIN GRP	265,836	255,960	71.07	74.24	0.24	90.36
	46	586	ARBELLA INS GRP	236,267	234,966	61.32	65.22	0.21	90.57
	47	38	CHUBB INC GRP	230,092	221,905	50.07	52.92	0.21	90.78
	48	513	IOWA FARM BUREAU GRP	225,898	226,367	62.61	63.85	0.20	90.98
	49	10807	ACCC INS CO	219,326	206,219	69.04	76.73	0.20	91.18
	50	300	HORACE MANN GRP	216,944	214,801	64.06	65.98	0.20	91.37
	51	3596	AFFIRMATIVE INS GRP	204,838	193,328	74.34	77.19	0.18	91.56
	52	25405	SAFE AUTO INS CO	204,720	204,699	65.33	66.03	0.18	91.74
	53	1235	UNITED AUTOMOBILE INS GRP	203,477	201,685	44.31	49.68	0.18	91.92
	54	3678	AMERICAN INDEPENDENT INS GRP	199,265	192,882	67.57	71.70	0.18	92.10
	55	67	MICHIGAN FARM BUREAU GRP	198,383	192,131	54.23	60.47	0.18	92.28
	56	257	SAFEWAY INS GRP	195,273	187,772	64.22	67.79	0.18	92.46
	57	2518	NYCM INS GRP	189,900	194,020	63.60	66.78	0.17	92.63
	58	11711	ACCESS INS CO	183,844	187,803	90.12	90.23	0.17	92.79
	59	415	PLYMOUTH ROCK INS GRP	181,509	172,071	62.07	64.50	0.16	92.96
	60	228	WESTFIELD GRP	177,691	177,597	60.37	64.47	0.16	93.12
	61	10683	WAWANESA GEN INS CO	176,685	172,581	78.08	83.34	0.16	93.28
	62	10920	ALLIANCE UNITED INS CO	173,095	157,827	74.46	81.12	0.16	93.43
	63	24341	PEMCO MUT INS CO	166,966	158,923	65.18	67.41	0.15	93.58
	64	12541	WINDHAVEN INS CO	154,399	142,879	48.49	55.35	0.14	93.72
	65	40150	MGA INS CO INC	151,571	152,192	59.90	66.88	0.14	93.86
	66	796	QBE INS GRP	144,739	156,175	82.75	85.74	0.13	93.99

PROPERTY AND CASUALTY INSURANCE INDUSTRY
MARKET SHARE REPORT - TOTAL PREMIUM
BY GROUP
19.1, 19.2 - PRIVATE PASSENGER AUTO LIABILITY

May 15, 2014

STATE	Rank	Group/ Company Code	Group/ Company Name	Direct Premiums Written (000)	Direct Premiums Earned (000)	Direct Loss to EP Ratio	Direct Loss & DCC to EP Ratio	Market Share %	Cumulative Market Share %
Countrywide	67	3489	DELEK GRP	141,199	141,105	61.01	62.74	0.13	94.12
	68	3703	TOWER GRP	140,711	144,196	53.59	58.23	0.13	94.24
	69	311	MAIN STREET AMER GRP	136,844	144,811	69.92	72.58	0.12	94.36
	70	250	DONEGAL GRP	136,527	135,511	76.17	80.26	0.12	94.49
	71	33	CALIFORNIA CAS MGMT GRP	133,490	132,130	66.76	72.58	0.12	94.61
	72	542	INDIANA FARM BUREAU GRP	133,352	133,626	62.53	68.11	0.12	94.73
	73	3362	FIRST ACCEPTANCE INS GRP	122,172	122,453	62.17	67.23	0.11	94.84
	74	10730	AMERICAN ACCESS CAS CO	120,017	109,850	66.53	73.82	0.11	94.95
	75	4051	OCEAN HARBOR GRP	115,748	117,799	60.60	62.18	0.10	95.05
	76	561	GEORGIA FARM BUREAU GRP	112,078	109,735	64.86	68.61	0.10	95.15
	77	210	TITUS GRP	111,922	124,712	63.47	63.47	0.10	95.25
	78	10839	COUNTRYWIDE INS CO	109,222	116,266	69.00	90.11	0.10	95.35
	79	271	PENNSYLVANIA NATL INS GRP	109,020	105,079	62.35	66.22	0.10	95.45
	80	1309	FRANKENMUTH GRP	108,335	104,366	72.75	75.79	0.10	95.55
	81	291	MOTORISTS MUT GRP	106,615	102,215	61.45	64.42	0.10	95.64
	82	333	MUTUAL OF ENUMCLAW GRP	106,589	104,630	71.16	74.76	0.10	95.74
	83	153	PEKIN INS GRP	102,156	99,606	69.85	72.19	0.09	95.83
	84	242	SELECTIVE INS GRP	101,878	103,051	64.31	69.19	0.09	95.92
	85	36	CENTRAL MUT INS CO GRP	96,337	95,133	68.05	70.38	0.09	96.01
	86	14184	ACUITY A MUT INS CO	93,143	89,511	53.96	56.87	0.08	96.09
	87	201	UTICA GRP	85,600	85,158	62.73	67.55	0.08	96.17
	88	15350	WEST BEND MUT INS CO	80,528	76,497	51.25	53.29	0.07	96.24
	89	309	WESTERN NATL MUT GRP	77,519	77,124	68.09	71.28	0.07	96.31
	90	518	GRINNELL MUT GRP	74,098	73,131	51.74	53.97	0.07	96.38
	91	4800	SOUTHPORT GRP	73,252	73,947	59.94	64.51	0.07	96.44
	92	18309	PIONEER STATE MUT INS CO	72,886	69,691	44.15	48.01	0.07	96.51
	93	761	ALLIANZ INS GRP	72,221	71,013	59.39	63.34	0.06	96.57
	94	533	SOUTH CAROLINA FARM BUREAU MUT GRP	70,470	69,716	69.10	69.75	0.06	96.64
	95	1326	KINGSWAY GRP	70,317	75,435	72.35	72.62	0.06	96.70
	96	203	VIRGINIA FARM BUREAU GRP	69,413	69,104	53.50	55.43	0.06	96.76
	97	171	GERMANIA INS GRP	68,588	67,108	60.12	63.76	0.06	96.82
	98	626	ACE LTD GRP	64,630	64,771	58.42	62.57	0.06	96.88
	99	220	OKLAHOMA FARM BUREAU GRP	64,195	65,537	61.30	62.78	0.06	96.94
	100	1275	QUINCY MUT GRP	62,719	62,626	59.24	60.86	0.06	97.00
	101	4256	ANCHOR INS HOLDINGS GRP	62,610	51,032	75.21	81.28	0.06	97.05
	102	225	IAT REINS CO GRP	60,783	64,066	68.10	70.30	0.05	97.11
	103	3478	HALLMARK FIN SERV GRP	58,128	57,200	75.05	76.83	0.05	97.16
	104	14176	HASTINGS MUT INS CO	56,271	55,823	80.14	82.82	0.05	97.21
	105	57	ELECTRIC INS GRP	55,944	56,030	69.78	74.86	0.05	97.26
	106	1120	EVEREST REINS HOLDINGS GRP	54,617	41,983	65.61	72.14	0.05	97.31
	107	11558	ASSURANCEAMERICA INS CO	50,973	53,130	66.34	69.78	0.05	97.36
	108	45	CONCORD GRP	48,638	48,020	59.90	59.18	0.04	97.40
	109	13889	FARMERS MUT INS CO OF NE	48,225	47,474	57.12	58.62	0.04	97.44
	110	96	SECURA INS GRP	47,421	46,446	108.20	115.09	0.04	97.49
	111	19119	NATIONAL UNITY INS CO	46,631	38,061	49.42	58.36	0.04	97.53
	112	35173	AGENCY INS CO OF MD INC	45,715	46,388	57.99	60.58	0.04	97.57
	113	15024	PREFERRED MUT INS CO	44,713	44,222	63.75	68.07	0.04	97.61
	114	13471	BEAR RIVER MUT INS CO	44,553	43,360	66.85	68.67	0.04	97.65
	115	62	EMC INS CO GRP	44,067	46,618	71.15	73.25	0.04	97.69
	116	83	GRANGE INS GRP	43,525	42,822	70.63	74.23	0.04	97.73
	117	842	FARM BUREAU GRP	42,566	40,719	73.66	79.60	0.04	97.77
	118	207	WESTERN RESERVE GRP	42,335	42,079	63.61	65.41	0.04	97.80
	119	37028	CITIZENS UNITED RECIP EXCH	42,331	41,308	51.20	64.05	0.04	97.84
	120	785	MARKEL CORP GRP	42,122	24,827	63.23	59.89	0.04	97.88
	121	3991	IMT MUT HOLDING GRP	40,799	40,024	47.98	49.10	0.04	97.92
	122	10685	GOAUTO INS CO	40,660	39,133	88.28	90.82	0.04	97.95
	123	698	NORTH STAR CO GRP	40,540	39,692	64.70	68.80	0.04	97.99
	124	963	OHIO MUT GRP	40,372	39,655	57.96	59.96	0.04	98.03
	125	41041	AUTO CLUB S INS CO	40,282	40,443	69.38	71.14	0.04	98.06
			INDUSTRY TOTAL	111,131,827	109,959,376	67.51	71.75	100.00	100.00

PROPERTY AND CASUALTY INSURANCE INDUSTRY
MARKET SHARE REPORT - TOTAL PREMIUM
BY GROUP
19.1, 19.2 - PRIVATE PASSENGER AUTO LIABILITY

May 15, 2014

STATE	Rank	Group/ Company Code	Group/ Company Name	Direct Premiums Written (000)	Direct Premiums Earned (000)	Direct Loss to EP Ratio	Direct Loss & DCC to EP Ratio	Market Share %	Cumulative Market Share %
Alabama	1	176	STATE FARM GRP	321,031	312,833	70.79	75.49	23.22	23.22
	2	5	ALFA INS GRP	201,927	203,542	59.80	62.10	14.61	37.83
	3	8	ALLSTATE INS GRP	140,985	139,106	56.62	58.48	10.20	48.02
	4	31	BERKSHIRE HATHAWAY GRP	127,059	122,530	66.19	68.60	9.19	57.21
	5	155	PROGRESSIVE GRP	103,685	101,001	60.19	61.21	7.50	64.71
	6	200	UNITED SERV AUTOMOBILE ASSN GRP	76,587	74,026	86.18	88.79	5.54	70.25
	7	140	NATIONWIDE CORP GRP	57,151	57,111	53.75	55.55	4.13	74.39
	8	69	FARMERS INS GRP	49,037	50,158	53.69	56.29	3.55	77.93
	9	111	LIBERTY MUT GRP	33,424	32,051	64.21	69.62	2.42	80.35
	10	3548	TRAVELERS GRP	32,759	31,355	79.32	81.48	2.37	82.72
			STATE TOTAL	1,382,538	1,355,196	64.98	68.05	100.00	100.00
Alaska	1	176	STATE FARM GRP	79,591	79,944	40.99	42.98	29.35	29.35
	2	31	BERKSHIRE HATHAWAY GRP	48,902	48,111	64.15	67.73	18.03	47.38
	3	200	UNITED SERV AUTOMOBILE ASSN GRP	41,382	41,013	73.11	74.37	15.26	62.64
	4	8	ALLSTATE INS GRP	34,654	35,026	48.98	50.92	12.78	75.42
	5	155	PROGRESSIVE GRP	32,635	32,617	51.65	53.21	12.03	87.46
	6	111	LIBERTY MUT GRP	9,416	9,138	52.30	56.50	3.47	90.93
	7	50	COUNTRY INS & FIN SERV GRP	7,726	7,705	51.21	54.75	2.85	93.78
	8	91	HARTFORD FIRE & CAS GRP	6,302	6,369	128.26	134.80	2.32	96.10
	9	300	HORACE MANN GRP	4,385	4,467	44.47	45.45	1.62	97.72
	10	69	FARMERS INS GRP	4,366	4,417	28.47	28.85	1.61	99.33
			STATE TOTAL	271,175	270,546	55.19	57.68	100.00	100.00
Arizona	1	176	STATE FARM GRP	366,650	360,068	61.84	66.37	17.21	17.21
	2	31	BERKSHIRE HATHAWAY GRP	254,621	245,279	71.78	75.23	11.95	29.16
	3	69	FARMERS INS GRP	234,967	237,387	62.17	62.68	11.03	40.19
	4	155	PROGRESSIVE GRP	229,864	228,756	67.40	68.78	10.79	50.97
	5	8	ALLSTATE INS GRP	156,630	155,469	66.43	67.99	7.35	58.32
	6	200	UNITED SERV AUTOMOBILE ASSN GRP	142,727	140,964	70.17	71.99	6.70	65.02
	7	473	AMERICAN FAMILY INS GRP	129,365	128,301	82.19	85.29	6.07	71.09
	8	111	LIBERTY MUT GRP	97,941	90,160	74.87	79.19	4.60	75.69
	9	91	HARTFORD FIRE & CAS GRP	60,194	60,414	56.21	56.52	2.83	78.52
	10	1278	CSAA INS GRP	43,999	42,271	83.64	88.24	2.06	80.58
			STATE TOTAL	2,130,707	2,095,768	68.32	71.01	100.00	100.00
Arkansas	1	176	STATE FARM GRP	196,533	193,545	67.73	69.90	23.29	23.29
	2	483	SOUTHERN FARM BUREAU CAS GRP	100,866	100,158	75.58	75.43	11.95	35.24
	3	123	SHELTER INS GRP	69,452	69,686	64.08	66.10	8.23	43.47
	4	8	ALLSTATE INS GRP	56,922	55,570	63.11	65.44	6.74	50.21
	5	155	PROGRESSIVE GRP	55,554	55,208	55.46	56.06	6.58	56.79
	6	69	FARMERS INS GRP	54,109	54,757	51.11	51.83	6.41	63.20
	7	31	BERKSHIRE HATHAWAY GRP	46,749	46,655	67.37	69.12	5.54	68.74
	8	200	UNITED SERV AUTOMOBILE ASSN GRP	37,706	37,243	66.49	71.69	4.47	73.21
	9	140	NATIONWIDE CORP GRP	35,170	35,211	59.56	59.43	4.17	77.38
	10	111	LIBERTY MUT GRP	23,271	20,693	54.19	58.58	2.76	80.14
			STATE TOTAL	843,981	834,855	63.97	65.69	100.00	100.00
California	1	69	FARMERS INS GRP	1,586,205	1,606,297	54.32	57.93	13.54	13.54
	2	176	STATE FARM GRP	1,582,067	1,532,390	63.03	69.19	13.50	27.04
	3	8	ALLSTATE INS GRP	1,085,144	1,070,799	61.59	65.98	9.26	36.30
	4	660	MERCURY GEN GRP	970,931	959,895	63.73	69.33	8.29	44.58
	5	1318	AUTO CLUB ENTERPRISES INS GRP	959,082	910,984	65.19	68.12	8.18	52.77
	6	31	BERKSHIRE HATHAWAY GRP	732,804	702,127	74.43	78.28	6.25	59.02
	7	1278	CSAA INS GRP	699,718	716,718	64.34	66.81	5.97	64.99
	8	200	UNITED SERV AUTOMOBILE ASSN GRP	474,464	468,161	71.70	74.16	4.05	69.04
	9	155	PROGRESSIVE GRP	473,282	466,517	67.12	69.76	4.04	73.08
	10	111	LIBERTY MUT GRP	417,824	401,997	67.78	74.27	3.57	76.65
			STATE TOTAL	11,717,827	11,498,561	65.48	69.53	100.00	100.00

PROPERTY AND CASUALTY INSURANCE INDUSTRY
MARKET SHARE REPORT - TOTAL PREMIUM
BY GROUP
19.1, 19.2 - PRIVATE PASSENGER AUTO LIABILITY

May 15, 2014

STATE	Rank	Group/ Company Code	Group/ Company Name	Direct Premiums Written (000)	Direct Premiums Earned (000)	Direct Loss to EP Ratio	Direct Loss & DCC to EP Ratio	Market Share %	Cumulative Market Share %
Colorado	1	176	STATE FARM GRP	342,383	335,827	76.66	83.78	18.50	18.50
	2	69	FARMERS INS GRP	207,834	213,425	74.43	76.93	11.23	29.73
	3	155	PROGRESSIVE GRP	203,563	201,107	72.40	73.28	11.00	40.72
	4	473	AMERICAN FAMILY INS GRP	170,815	167,123	95.25	99.26	9.23	49.95
	5	31	BERKSHIRE HATHAWAY GRP	155,424	151,189	75.38	77.69	8.40	58.35
	6	8	ALLSTATE INS GRP	154,406	151,496	59.58	62.13	8.34	66.69
	7	200	UNITED SERV AUTOMOBILE ASSN GRP	152,371	150,496	70.79	73.43	8.23	74.92
	8	111	LIBERTY MUT GRP	85,691	80,133	74.24	81.14	4.63	79.55
	9	91	HARTFORD FIRE & CAS GRP	42,030	41,887	70.00	73.42	2.27	81.82
	10	140	NATIONWIDE CORP GRP	41,117	40,183	72.21	73.72	2.22	84.04
			STATE TOTAL	1,850,982	1,819,968	75.28	78.83	100.00	100.00
Connecticut	1	31	BERKSHIRE HATHAWAY GRP	249,388	243,987	75.52	79.14	15.77	15.77
	2	8	ALLSTATE INS GRP	179,229	178,799	66.34	71.04	11.34	27.11
	3	111	LIBERTY MUT GRP	175,820	171,453	101.18	108.40	11.12	38.23
	4	155	PROGRESSIVE GRP	139,402	138,456	62.30	65.01	8.82	47.05
	5	3548	TRAVELERS GRP	92,024	95,024	72.49	75.37	5.82	52.87
	6	176	STATE FARM GRP	85,228	84,098	82.03	85.23	5.39	58.26
	7	140	NATIONWIDE CORP GRP	81,886	81,624	55.70	57.85	5.18	63.44
	8	241	METROPOLITAN GRP	68,431	68,443	57.69	58.26	4.33	67.77
	9	91	HARTFORD FIRE & CAS GRP	68,249	67,513	64.58	67.34	4.32	72.09
	10	28	AMICA MUT GRP	65,045	64,131	59.24	64.41	4.11	76.20
			STATE TOTAL	1,580,982	1,564,539	73.13	76.86	100.00	100.00
Delaware	1	176	STATE FARM GRP	120,848	117,631	21.11	27.94	24.23	24.23
	2	140	NATIONWIDE CORP GRP	90,651	91,443	60.33	62.47	18.18	42.41
	3	31	BERKSHIRE HATHAWAY GRP	62,444	60,986	72.83	76.86	12.52	54.93
	4	111	LIBERTY MUT GRP	41,775	40,717	71.15	75.95	8.38	63.31
	5	155	PROGRESSIVE GRP	39,429	38,852	58.44	60.48	7.91	71.21
	6	200	UNITED SERV AUTOMOBILE ASSN GRP	28,624	28,074	56.68	58.33	5.74	76.95
	7	8	ALLSTATE INS GRP	27,133	27,009	75.23	79.93	5.44	82.40
	8	91	HARTFORD FIRE & CAS GRP	16,420	16,847	65.12	68.14	3.29	85.69
	9	69	FARMERS INS GRP	14,217	14,307	67.91	70.67	2.85	88.54
	10	3548	TRAVELERS GRP	11,325	11,042	83.55	86.54	2.27	90.81
			STATE TOTAL	498,698	492,223	55.54	59.40	100.00	100.00
District Of Columbia	1	31	BERKSHIRE HATHAWAY GRP	48,533	48,568	67.29	69.54	32.00	32.00
	2	176	STATE FARM GRP	31,127	30,670	31.76	38.19	20.52	52.52
	3	155	PROGRESSIVE GRP	17,194	16,982	52.88	54.62	11.34	63.86
	4	200	UNITED SERV AUTOMOBILE ASSN GRP	11,419	11,292	65.92	67.66	7.53	71.38
	5	8	ALLSTATE INS GRP	9,962	10,003	81.04	86.84	6.57	77.95
	6	140	NATIONWIDE CORP GRP	8,116	8,251	52.11	53.33	5.35	83.30
	7	3548	TRAVELERS GRP	5,781	5,737	51.75	53.68	3.81	87.11
	8	111	LIBERTY MUT GRP	5,264	5,023	70.65	73.48	3.47	90.58
	9	213	ERIE INS GRP	3,221	3,125	75.65	77.82	2.12	92.71
	10	69	FARMERS INS GRP	2,585	2,562	52.73	54.03	1.70	94.41
			STATE TOTAL	151,678	150,590	57.63	60.73	100.00	100.00
Florida	1	31	BERKSHIRE HATHAWAY GRP	1,984,296	1,961,656	64.19	67.61	18.50	18.50
	2	176	STATE FARM GRP	1,875,951	1,888,066	54.95	70.50	17.49	35.99
	3	155	PROGRESSIVE GRP	1,415,921	1,397,101	55.46	58.06	13.20	49.20
	4	8	ALLSTATE INS GRP	1,250,885	1,264,593	62.18	67.85	11.66	60.86
	5	200	UNITED SERV AUTOMOBILE ASSN GRP	631,328	619,415	56.56	60.52	5.89	66.75
	6	111	LIBERTY MUT GRP	400,566	390,816	56.93	63.48	3.73	70.48
	7	69	FARMERS INS GRP	362,818	375,527	67.81	70.33	3.38	73.86
	8	3495	INFINITY PROP & CAS INS GRP	344,982	317,547	63.37	66.62	3.22	77.08
	9	3548	TRAVELERS GRP	238,130	247,156	68.36	72.22	2.22	79.30
	10	140	NATIONWIDE CORP GRP	183,770	188,209	66.48	69.21	2.11	81.01
			STATE TOTAL	10,724,756	10,688,810	60.61	66.63	100.00	100.00

PROPERTY AND CASUALTY INSURANCE INDUSTRY
MARKET SHARE REPORT - TOTAL PREMIUM
BY GROUP
19.1, 19.2 - PRIVATE PASSENGER AUTO LIABILITY

May 15, 2014

STATE	Rank	Group/ Company Code	Group/ Company Name	Direct Premiums Written (000)	Direct Premiums Earned (000)	Direct Loss to EP Ratio	Direct Loss & DCC to EP Ratio	Market Share %	Cumulative Market Share %
Georgia	1	176	STATE FARM GRP	803,444	781,633	78.98	82.77	23.11	23.11
	2	155	PROGRESSIVE GRP	455,838	453,267	63.24	65.54	13.11	36.22
	3	8	ALLSTATE INS GRP	378,356	368,711	76.82	79.77	10.88	47.10
	4	31	BERKSHIRE HATHAWAY GRP	358,416	350,125	76.38	78.84	10.31	57.41
	5	200	UNITED SERV AUTOMOBILE ASSN GRP	231,812	222,278	102.42	105.36	6.67	64.08
	6	111	LIBERTY MUT GRP	169,620	159,139	91.66	96.64	4.88	68.95
	7	140	NATIONWIDE CORP GRP	125,499	121,647	74.16	76.64	3.61	72.56
	8	561	GEORGIA FARM BUREAU GRP	112,078	109,735	64.86	68.61	3.22	75.79
	9	3548	TRAVELERS GRP	89,123	90,326	67.11	69.20	2.56	78.35
	10	50	COUNTRY INS & FIN SERV GRP	65,267	63,443	74.68	77.53	1.88	80.23
			STATE TOTAL	3,476,892	3,394,115	77.81	81.03	100.00	100.00
Hawaii	1	31	BERKSHIRE HATHAWAY GRP	94,835	94,613	54.67	57.08	23.99	23.99
	2	176	STATE FARM GRP	74,605	73,530	52.20	54.74	18.87	42.86
	3	200	UNITED SERV AUTOMOBILE ASSN GRP	41,767	41,723	43.24	48.13	10.56	53.42
	4	69	FARMERS INS GRP	36,692	36,850	43.27	43.45	9.28	62.70
	5	8	ALLSTATE INS GRP	32,830	32,618	51.95	53.64	8.30	71.00
	6	155	PROGRESSIVE GRP	29,192	28,906	44.57	45.14	7.38	78.39
	7	3098	TOKIO MARINE HOLDINGS INC GRP	22,844	21,921	61.92	64.98	5.78	84.16
	8	111	LIBERTY MUT GRP	18,234	17,983	68.28	71.39	4.61	88.78
	9	4715	MS & AD INS GRP	12,189	11,768	57.18	53.07	3.08	91.86
	10	106	ISLAND INS CO GRP	11,487	11,915	44.41	50.43	2.91	94.76
			STATE TOTAL	395,378	392,662	51.58	53.83	100.00	100.00
Idaho	1	176	STATE FARM GRP	59,382	58,709	54.22	57.76	14.16	14.16
	2	69	FARMERS INS GRP	53,196	52,532	55.85	55.46	12.69	26.85
	3	842	FARM BUREAU GRP	42,566	40,719	73.66	79.60	10.15	37.00
	4	155	PROGRESSIVE GRP	40,018	39,674	60.60	61.00	9.54	46.54
	5	31	BERKSHIRE HATHAWAY GRP	36,983	36,022	62.27	66.10	8.82	55.36
	6	111	LIBERTY MUT GRP	36,600	35,085	55.54	59.89	8.73	64.09
	7	8	ALLSTATE INS GRP	35,227	35,167	65.49	67.85	8.40	72.49
	8	200	UNITED SERV AUTOMOBILE ASSN GRP	17,575	17,212	74.97	76.38	4.19	76.68
	9	169	SENTRY INS GRP	13,799	13,618	67.37	68.40	3.29	79.97
	10	473	AMERICAN FAMILY INS GRP	12,785	13,055	42.03	42.38	3.05	83.02
			STATE TOTAL	419,316	412,104	61.04	63.47	100.00	100.00
Illinois	1	176	STATE FARM GRP	1,096,625	1,084,609	58.06	63.44	31.94	31.94
	2	8	ALLSTATE INS GRP	329,431	331,217	69.87	73.32	9.60	41.54
	3	50	COUNTRY INS & FIN SERV GRP	238,923	240,635	63.34	65.79	6.96	48.50
	4	69	FARMERS INS GRP	182,920	186,231	65.43	67.74	5.33	53.83
	5	31	BERKSHIRE HATHAWAY GRP	182,182	174,929	78.52	82.62	5.31	59.13
	6	155	PROGRESSIVE GRP	175,297	175,292	50.18	51.37	5.11	64.24
	7	473	AMERICAN FAMILY INS GRP	160,169	158,045	55.56	57.28	4.67	68.90
	8	111	LIBERTY MUT GRP	97,164	95,693	67.73	75.84	2.83	71.73
	9	200	UNITED SERV AUTOMOBILE ASSN GRP	65,219	64,425	70.90	78.37	1.90	73.63
	10	241	METROPOLITAN GRP	60,696	60,138	56.14	59.39	1.77	75.40
			STATE TOTAL	3,433,135	3,411,832	62.48	66.36	100.00	100.00
Indiana	1	176	STATE FARM GRP	421,245	420,470	53.84	58.81	24.45	24.45
	2	155	PROGRESSIVE GRP	181,849	179,293	62.04	63.92	10.56	35.01
	3	542	INDIANA FARM BUREAU GRP	133,352	133,626	62.53	68.11	7.74	42.75
	4	8	ALLSTATE INS GRP	126,288	124,808	62.45	65.35	7.33	50.08
	5	31	BERKSHIRE HATHAWAY GRP	85,024	82,012	67.36	69.86	4.94	55.02
	6	473	AMERICAN FAMILY INS GRP	84,870	84,549	60.65	62.95	4.93	59.94
	7	111	LIBERTY MUT GRP	62,973	61,353	60.91	66.55	3.66	63.60
	8	69	FARMERS INS GRP	54,269	56,651	50.80	53.49	3.15	66.75
	9	213	ERIE INS GRP	51,812	48,772	69.70	74.12	3.01	69.76
	10	140	NATIONWIDE CORP GRP	44,652	45,128	52.79	54.44	2.59	72.35
			STATE TOTAL	1,722,694	1,708,786	61.37	65.02	100.00	100.00

PROPERTY AND CASUALTY INSURANCE INDUSTRY
MARKET SHARE REPORT - TOTAL PREMIUM
BY GROUP
19.1, 19.2 - PRIVATE PASSENGER AUTO LIABILITY

May 15, 2014

STATE	Rank	Group/ Company Code	Group/ Company Name	Direct Premiums Written (000)	Direct Premiums Earned (000)	Direct Loss to EP Ratio	Direct Loss & DCC to EP Ratio	Market Share %	Cumulative Market Share %
Iowa	1	176	STATE FARM GRP	147,351	146,304	62.17	64.96	20.50	20.50
	2	155	PROGRESSIVE GRP	125,146	124,614	60.91	62.45	17.41	37.91
	3	140	NATIONWIDE CORP GRP	84,053	84,236	57.11	58.52	11.69	49.60
	4	513	IOWA FARM BUREAU GRP	48,317	48,957	61.45	62.42	6.72	56.32
	5	473	AMERICAN FAMILY INS GRP	46,910	46,261	66.37	68.26	6.53	62.84
	6	518	GRINNELL MUT GRP	28,893	28,736	49.24	51.01	4.02	66.86
	7	31	BERKSHIRE HATHAWAY GRP	24,219	23,543	63.35	66.34	3.37	70.23
	8	3991	IMT MUT HOLDING GRP	21,616	21,467	45.01	45.43	3.01	73.24
	9	8	ALLSTATE INS GRP	17,585	16,802	58.45	60.32	2.45	75.68
	10	69	FARMERS INS GRP	16,487	16,782	51.60	54.56	2.29	77.98
			**STATE TOTAL **	718,888	715,581	59.63	61.86	100.00	100.00
Kansas	1	176	STATE FARM GRP	157,125	155,814	62.52	65.98	20.02	20.02
	2	473	AMERICAN FAMILY INS GRP	100,230	99,652	63.50	64.83	12.77	32.80
	3	155	PROGRESSIVE GRP	88,165	86,423	56.52	57.27	11.24	44.03
	4	69	FARMERS INS GRP	73,728	74,339	56.99	58.07	9.40	53.43
	5	513	IOWA FARM BUREAU GRP	60,173	60,570	56.95	57.89	7.67	61.09
	6	31	BERKSHIRE HATHAWAY GRP	34,505	34,007	65.62	68.28	4.40	65.49
	7	8	ALLSTATE INS GRP	33,926	32,277	55.82	57.51	4.32	69.81
	8	200	UNITED SERV AUTOMOBILE ASSN GRP	32,656	32,268	68.49	73.88	4.16	73.98
	9	140	NATIONWIDE CORP GRP	31,554	30,414	52.05	53.11	4.02	78.00
	10	111	LIBERTY MUT GRP	31,052	29,535	50.69	55.86	3.96	81.95
			**STATE TOTAL **	784,728	775,702	60.68	62.77	100.00	100.00
Kentucky	1	176	STATE FARM GRP	377,828	372,171	59.99	62.78	22.80	22.80
	2	109	KENTUCKY FARM BUREAU GRP	304,882	309,646	70.84	73.98	18.40	41.20
	3	155	PROGRESSIVE GRP	124,741	125,458	55.48	57.11	7.53	48.73
	4	8	ALLSTATE INS GRP	117,684	115,450	60.71	63.96	7.10	55.83
	5	31	BERKSHIRE HATHAWAY GRP	111,633	109,645	62.39	65.78	6.74	62.57
	6	111	LIBERTY MUT GRP	110,879	106,857	62.86	70.37	6.69	69.26
	7	140	NATIONWIDE CORP GRP	63,862	63,293	60.93	62.83	3.85	73.11
	8	200	UNITED SERV AUTOMOBILE ASSN GRP	59,483	58,114	67.59	70.67	3.59	76.70
	9	175	STATE AUTO MUT GRP	37,440	38,850	53.81	56.28	2.26	78.96
	10	123	SHELTER INS GRP	34,088	34,004	68.29	72.84	2.06	81.02
			**STATE TOTAL **	1,657,100	1,644,743	63.12	66.35	100.00	100.00
Louisiana	1	176	STATE FARM GRP	719,427	709,749	66.98	71.63	32.71	32.71
	2	155	PROGRESSIVE GRP	314,749	310,439	69.35	72.02	14.31	47.02
	3	8	ALLSTATE INS GRP	250,767	246,275	60.50	66.64	11.40	58.42
	4	31	BERKSHIRE HATHAWAY GRP	176,409	169,806	85.11	90.79	8.02	66.44
	5	111	LIBERTY MUT GRP	109,464	103,969	80.65	88.73	4.98	71.41
	6	483	SOUTHERN FARM BUREAU CAS GRP	102,803	100,245	75.96	84.50	4.67	76.09
	7	200	UNITED SERV AUTOMOBILE ASSN GRP	98,308	95,732	81.83	86.52	4.47	80.55
	8	3596	AFFIRMATIVE INS GRP	87,031	83,721	79.28	82.93	3.96	84.51
	9	10685	GOAUTO INS CO	40,660	39,133	88.28	90.82	1.85	86.36
	10	257	SAFEWAY INS GRP	39,600	39,154	65.85	68.35	1.80	88.16
			**STATE TOTAL **	2,199,650	2,161,929	71.67	76.65	100.00	100.00
Maine	1	155	PROGRESSIVE GRP	51,982	52,022	58.69	59.18	15.17	15.17
	2	176	STATE FARM GRP	49,640	49,137	55.05	55.31	14.48	29.65
	3	31	BERKSHIRE HATHAWAY GRP	30,943	30,463	59.01	61.03	9.03	38.67
	4	111	LIBERTY MUT GRP	29,937	29,712	61.31	63.98	8.73	47.41
	5	8	ALLSTATE INS GRP	25,574	25,692	72.91	76.94	7.46	54.87
	6	45	CONCORD GRP	18,912	18,791	52.85	51.72	5.52	60.39
	7	200	UNITED SERV AUTOMOBILE ASSN GRP	11,461	11,220	79.89	81.26	3.34	63.73
	8	3548	TRAVELERS GRP	11,326	11,250	54.68	55.89	3.30	67.03
	9	3703	TOWER GRP	11,060	11,416	60.49	61.67	3.23	70.26
	10	241	METROPOLITAN GRP	10,629	10,386	66.16	67.10	3.10	73.36
			**STATE TOTAL **	342,775	341,925	61.35	62.43	100.00	100.00

PROPERTY AND CASUALTY INSURANCE INDUSTRY
MARKET SHARE REPORT - TOTAL PREMIUM
BY GROUP
19.1, 19.2 - PRIVATE PASSENGER AUTO LIABILITY

May 15, 2014

STATE	Rank	Group/ Company Code	Group/ Company Name	Direct Premiums Written (000)	Direct Premiums Earned (000)	Direct Loss to EP Ratio	Direct Loss & DCC to EP Ratio	Market Share %	Cumulative Market Share %
Maryland	1	31	BERKSHIRE HATHAWAY GRP	514,782	512,347	70.09	72.65	21.70	21.70
	2	176	STATE FARM GRP	482,106	481,446	37.72	42.44	20.33	42.03
	3	8	ALLSTATE INS GRP	287,181	287,346	61.83	64.38	12.11	54.14
	4	140	NATIONWIDE CORP GRP	217,058	218,606	59.11	60.30	9.15	63.29
	5	213	ERIE INS GRP	175,953	169,241	68.93	72.27	7.42	70.71
	6	200	UNITED SERV AUTOMOBILE ASSN GRP	160,074	158,742	69.60	71.55	6.75	77.46
	7	155	PROGRESSIVE GRP	145,472	144,455	53.03	54.89	6.13	83.59
	8	111	LIBERTY MUT GRP	122,680	117,371	78.78	83.05	5.17	88.77
	9	3548	TRAVELERS GRP	34,587	36,276	63.09	64.74	1.46	90.23
	10	91	HARTFORD FIRE & CAS GRP	31,657	31,813	61.90	63.04	1.33	91.56
			**STATE TOTAL **	2,371,726	2,359,002	60.25	63.12	100.00	100.00
Massachusetts	1	411	MAPFRE INS GRP	651,946	649,089	65.75	66.86	25.91	25.91
	2	111	LIBERTY MUT GRP	300,925	295,103	79.69	83.50	11.96	37.87
	3	188	SAFETY GRP	273,671	275,046	58.32	60.98	10.88	48.75
	4	586	ARBELLA INS GRP	222,340	221,425	59.95	63.69	8.84	57.58
	5	415	PLYMOUTH ROCK INS GRP	166,035	159,165	61.48	63.75	6.60	64.18
	6	31	BERKSHIRE HATHAWAY GRP	137,044	122,332	65.73	70.94	5.45	69.63
	7	241	METROPOLITAN GRP	111,317	110,631	62.70	66.28	4.42	74.05
	8	155	PROGRESSIVE GRP	94,011	91,914	50.18	52.05	3.74	77.79
	9	28	AMICA MUT GRP	84,431	85,212	72.75	75.04	3.36	81.15
	10	3548	TRAVELERS GRP	81,278	88,028	61.89	63.64	3.23	84.38
			**STATE TOTAL **	2,516,123	2,486,277	64.72	67.25	100.00	100.00
Michigan	1	176	STATE FARM GRP	978,806	946,352	161.02	174.55	20.63	20.63
	2	55	AUTOMOBILE CLUB MI GRP	820,452	798,925	91.97	97.25	17.29	37.92
	3	280	AUTO OWNERS GRP	424,858	411,265	99.29	106.76	8.95	46.88
	4	8	ALLSTATE INS GRP	417,436	379,613	298.34	319.13	8.80	55.67
	5	155	PROGRESSIVE GRP	407,116	394,332	87.61	91.14	8.58	64.25
	6	88	THE HANOVER INS GRP	276,480	278,776	75.86	80.16	5.83	70.08
	7	67	MICHIGAN FARM BUREAU GRP	198,383	192,131	54.23	60.47	4.18	74.26
	8	111	LIBERTY MUT GRP	166,286	142,431	66.33	74.56	3.50	77.77
	9	69	FARMERS INS GRP	141,211	155,943	95.17	106.82	2.98	80.74
	10	31	BERKSHIRE HATHAWAY GRP	137,303	124,616	196.28	209.65	2.89	83.64
			**STATE TOTAL **	4,744,678	4,571,303	141.88	151.76	100.00	100.00
Minnesota	1	176	STATE FARM GRP	401,652	392,573	60.51	66.22	23.15	23.15
	2	155	PROGRESSIVE GRP	268,290	267,008	55.39	57.77	15.47	38.62
	3	473	AMERICAN FAMILY INS GRP	186,671	185,990	53.41	59.20	10.76	49.38
	4	69	FARMERS INS GRP	161,358	161,909	62.77	67.74	9.30	58.68
	5	8	ALLSTATE INS GRP	92,474	89,359	64.30	68.60	5.33	64.02
	6	111	LIBERTY MUT GRP	63,749	59,512	68.02	73.87	3.68	67.69
	7	31	BERKSHIRE HATHAWAY GRP	53,795	52,859	72.78	77.80	3.10	70.79
	8	55	AUTOMOBILE CLUB MI GRP	46,883	47,439	52.67	62.29	2.70	73.49
	9	280	AUTO OWNERS GRP	45,171	45,090	61.35	66.46	2.60	76.10
	10	140	NATIONWIDE CORP GRP	45,048	44,096	53.92	56.49	2.60	78.70
			**STATE TOTAL **	1,734,652	1,713,370	58.95	63.40	100.00	100.00
Mississippi	1	176	STATE FARM GRP	216,355	213,813	69.03	71.53	25.78	25.78
	2	483	SOUTHERN FARM BUREAU CAS GRP	102,576	102,702	69.19	70.60	12.22	38.00
	3	155	PROGRESSIVE GRP	89,010	88,135	65.19	65.91	10.61	48.61
	4	8	ALLSTATE INS GRP	75,734	73,825	60.12	61.87	9.02	57.63
	5	31	BERKSHIRE HATHAWAY GRP	48,877	48,262	63.64	66.78	5.82	63.46
	6	140	NATIONWIDE CORP GRP	48,307	47,384	50.37	51.62	5.76	69.21
	7	200	UNITED SERV AUTOMOBILE ASSN GRP	37,994	37,610	81.82	83.74	4.53	73.74
	8	5	ALFA INS GRP	30,753	31,294	65.64	67.47	3.66	77.40
	9	111	LIBERTY MUT GRP	30,599	27,887	53.04	58.48	3.65	81.05
	10	123	SHELTER INS GRP	23,904	23,660	63.85	66.51	2.85	83.90
			**STATE TOTAL **	839,234	828,364	64.92	67.04	100.00	100.00

PROPERTY AND CASUALTY INSURANCE INDUSTRY
MARKET SHARE REPORT - TOTAL PREMIUM
BY GROUP
19.1, 19.2 - PRIVATE PASSENGER AUTO LIABILITY

May 15, 2014

STATE	Rank	Group/ Company Code	Group/ Company Name	Direct Premiums Written (000)	Direct Premiums Earned (000)	Direct Loss to EP Ratio	Direct Loss & DCC to EP Ratio	Market Share %	Cumulative Market Share %
Missouri	1	176	STATE FARM GRP	396,317	391,031	58.88	60.52	23.18	23.18
	2	473	AMERICAN FAMILY INS GRP	234,999	233,938	76.64	78.74	13.74	36.93
	3	155	PROGRESSIVE GRP	141,235	141,043	55.99	57.41	8.26	45.19
	4	69	FARMERS INS GRP	118,045	121,809	57.57	59.13	6.90	52.09
	5	31	BERKSHIRE HATHAWAY GRP	109,932	107,692	71.50	74.14	6.43	58.52
	6	123	SHELTER INS GRP	93,449	92,769	62.94	64.66	5.47	63.99
	7	111	LIBERTY MUT GRP	92,766	86,194	56.18	60.79	5.43	69.41
	8	1318	AUTO CLUB ENTERPRISES INS GRP	85,950	85,228	67.44	68.96	5.03	74.44
	9	8	ALLSTATE INS GRP	62,481	60,944	51.31	52.99	3.65	78.09
	10	140	NATIONWIDE CORP GRP	59,827	58,161	55.96	57.21	3.50	81.59
			STATE TOTAL	1,709,708	1,695,831	63.55	65.68	100.00	100.00
Montana	1	176	STATE FARM GRP	67,688	67,205	49.67	51.45	20.94	20.94
	2	69	FARMERS INS GRP	42,539	42,964	47.68	49.09	13.16	34.09
	3	155	PROGRESSIVE GRP	39,933	38,871	56.98	57.62	12.35	46.45
	4	111	LIBERTY MUT GRP	36,678	36,003	44.35	49.35	11.35	57.79
	5	4683	MOUNTAIN WEST FARM GRP	20,202	19,750	61.79	64.20	6.25	64.04
	6	200	UNITED SERV AUTOMOBILE ASSN GRP	16,289	15,926	81.47	83.18	5.04	69.08
	7	8	ALLSTATE INS GRP	15,599	15,380	50.38	52.58	4.83	73.90
	8	31	BERKSHIRE HATHAWAY GRP	14,038	13,573	71.62	76.39	4.34	78.25
	9	91	HARTFORD FIRE & CAS GRP	13,805	13,705	63.32	65.43	4.27	82.52
	10	796	QBE INS GRP	9,996	9,756	45.89	47.42	3.09	85.61
			STATE TOTAL	323,292	320,784	55.50	57.86	100.00	100.00
Nebraska	1	176	STATE FARM GRP	122,495	121,735	63.57	66.47	22.96	22.96
	2	155	PROGRESSIVE GRP	74,225	73,430	64.79	65.69	13.92	36.88
	3	473	AMERICAN FAMILY INS GRP	44,732	44,931	61.11	62.01	8.39	45.27
	4	13889	FARMERS MUT INS CO OF NE	39,876	39,456	55.54	57.15	7.48	52.74
	5	513	IOWA FARM BUREAU GRP	37,017	37,138	64.11	65.17	6.94	59.68
	6	140	NATIONWIDE CORP GRP	32,242	30,776	65.95	67.21	6.04	65.73
	7	69	FARMERS INS GRP	26,640	27,611	61.10	64.98	4.99	70.72
	8	31	BERKSHIRE HATHAWAY GRP	24,958	24,429	67.68	69.30	4.68	75.40
	9	8	ALLSTATE INS GRP	20,031	19,398	77.87	80.90	3.76	79.16
	10	200	UNITED SERV AUTOMOBILE ASSN GRP	18,099	17,828	78.87	84.72	3.39	82.55
			STATE TOTAL	533,398	528,725	64.45	66.45	100.00	100.00
Nevada	1	176	STATE FARM GRP	210,365	202,854	62.34	72.24	17.57	17.57
	2	69	FARMERS INS GRP	130,548	132,983	52.03	55.76	10.91	28.48
	3	155	PROGRESSIVE GRP	129,582	127,787	66.02	67.76	10.83	39.31
	4	8	ALLSTATE INS GRP	113,379	113,653	65.27	68.72	9.47	48.78
	5	31	BERKSHIRE HATHAWAY GRP	108,338	102,519	80.42	85.97	9.05	57.83
	6	200	UNITED SERV AUTOMOBILE ASSN GRP	67,921	66,665	70.88	72.79	5.67	63.50
	7	1278	CSAA INS GRP	61,829	62,216	81.16	85.55	5.17	68.67
	8	111	LIBERTY MUT GRP	60,566	55,051	83.28	89.72	5.06	73.73
	9	473	AMERICAN FAMILY INS GRP	43,611	44,006	108.10	114.25	3.64	77.37
	10	91	HARTFORD FIRE & CAS GRP	38,764	39,242	73.88	75.83	3.24	80.61
			STATE TOTAL	1,196,984	1,174,643	70.38	75.39	100.00	100.00
New Hampshire	1	176	STATE FARM GRP	51,963	51,962	71.81	73.23	13.93	13.93
	2	155	PROGRESSIVE GRP	49,368	49,182	61.34	62.75	13.23	27.16
	3	31	BERKSHIRE HATHAWAY GRP	44,084	41,470	64.13	65.83	11.81	38.97
	4	111	LIBERTY MUT GRP	41,933	41,452	75.23	78.72	11.24	50.21
	5	8	ALLSTATE INS GRP	29,618	29,516	71.76	74.68	7.94	58.14
	6	28	AMICA MUT GRP	16,571	16,679	48.47	49.93	4.44	62.58
	7	200	UNITED SERV AUTOMOBILE ASSN GRP	15,315	14,851	81.31	84.79	4.10	66.69
	8	45	CONCORD GRP	14,630	14,436	65.75	65.49	3.92	70.61
	9	241	METROPOLITAN GRP	12,120	11,911	72.47	75.27	3.25	73.86
	10	88	THE HANOVER INS GRP	11,191	11,263	72.04	78.21	3.00	76.86
			STATE TOTAL	373,156	368,363	66.59	68.59	100.00	100.00

PROPERTY AND CASUALTY INSURANCE INDUSTRY
MARKET SHARE REPORT - TOTAL PREMIUM
BY GROUP
19.1, 19.2 - PRIVATE PASSENGER AUTO LIABILITY

May 15, 2014

STATE	Rank	Group/ Company Code	Group/ Company Name	Direct Premiums Written (000)	Direct Premiums Earned (000)	Direct Loss to EP Ratio	Direct Loss & DCC to EP Ratio	Market Share %	Cumulative Market Share %
New Jersey	1	31	BERKSHIRE HATHAWAY GRP	793,379	783,029	55.15	59.23	16.60	16.60
	2	8	ALLSTATE INS GRP	644,651	649,356	107.52	122.45	13.48	30.08
	3	708	NEW JERSEY MANUFACTURERS GRP	636,013	618,799	65.33	74.84	13.30	43.38
	4	155	PROGRESSIVE GRP	479,782	464,247	60.31	66.01	10.04	53.42
	5	176	STATE FARM GRP	441,883	439,860	61.78	69.28	9.24	62.66
	6	1227	PALISADES GRP	376,163	374,680	63.33	64.28	7.87	70.53
	7	111	LIBERTY MUT GRP	369,993	364,406	54.68	61.08	7.74	78.27
	8	3548	TRAVELERS GRP	163,877	169,368	67.01	69.90	3.43	81.70
	9	69	FARMERS INS GRP	139,603	141,633	68.13	74.89	2.92	84.62
	10	200	UNITED SERV AUTOMOBILE ASSN GRP	98,040	94,166	94.32	99.09	2.05	86.67
			STATE TOTAL	4,780,764	4,726,579	68.99	76.19	100.00	100.00
New Mexico	1	176	STATE FARM GRP	149,283	147,015	72.21	75.21	21.05	21.05
	2	69	FARMERS INS GRP	105,877	106,754	53.11	55.86	14.93	35.98
	3	31	BERKSHIRE HATHAWAY GRP	78,223	75,736	77.19	81.88	11.03	47.02
	4	155	PROGRESSIVE GRP	73,639	73,261	68.07	70.14	10.39	57.40
	5	200	UNITED SERV AUTOMOBILE ASSN GRP	53,614	52,650	73.49	74.78	7.56	64.96
	6	8	ALLSTATE INS GRP	52,543	52,502	68.73	71.60	7.41	72.37
	7	111	LIBERTY MUT GRP	33,268	31,352	68.44	75.49	4.69	77.06
	8	169	SENTRY INS GRP	30,767	30,273	69.92	73.58	4.34	81.40
	9	91	HARTFORD FIRE & CAS GRP	24,623	24,516	60.20	61.53	3.47	84.88
	10	3702	LOYA GRP	18,443	18,909	69.44	73.27	2.60	87.48
			STATE TOTAL	709,084	701,945	67.72	70.84	100.00	100.00
New York	1	31	BERKSHIRE HATHAWAY GRP	2,134,276	2,107,423	65.72	71.47	28.84	28.84
	2	8	ALLSTATE INS GRP	1,155,755	1,167,144	56.78	62.37	15.62	44.46
	3	176	STATE FARM GRP	950,019	941,863	63.34	71.72	12.84	57.30
	4	155	PROGRESSIVE GRP	533,398	514,290	57.46	60.71	7.21	64.51
	5	111	LIBERTY MUT GRP	472,980	466,050	63.88	69.02	6.39	70.91
	6	3548	TRAVELERS GRP	337,296	340,173	63.03	68.62	4.56	75.46
	7	140	NATIONWIDE CORP GRP	218,210	214,273	67.48	72.79	2.95	78.41
	8	2518	NYCM INS GRP	189,900	194,020	63.60	66.78	2.57	80.98
	9	200	UNITED SERV AUTOMOBILE ASSN GRP	160,631	152,245	65.24	71.40	2.17	83.15
	10	91	HARTFORD FIRE & CAS GRP	154,185	156,506	71.20	76.73	2.08	85.23
			STATE TOTAL	7,399,166	7,373,407	63.15	69.21	100.00	100.00
North Carolina	1	140	NATIONWIDE CORP GRP	445,234	447,461	64.66	65.07	16.75	16.75
	2	176	STATE FARM GRP	374,131	372,523	45.43	46.87	14.07	30.82
	3	324	NORTH CAROLINA FARM BUREAU GRP	270,990	270,889	64.07	65.10	10.19	41.01
	4	8	ALLSTATE INS GRP	245,697	246,994	65.52	67.05	9.24	50.25
	5	31	BERKSHIRE HATHAWAY GRP	225,557	221,979	68.80	70.96	8.48	58.74
	6	2538	AMTRUST NGH GRP	203,717	203,352	72.77	73.86	7.66	66.40
	7	200	UNITED SERV AUTOMOBILE ASSN GRP	183,002	180,340	73.28	74.56	6.88	73.28
	8	155	PROGRESSIVE GRP	115,704	114,316	71.25	73.71	4.35	77.64
	9	111	LIBERTY MUT GRP	93,937	94,435	61.67	64.99	3.53	81.17
	10	213	ERIE INS GRP	86,442	84,079	68.24	70.00	3.25	84.42
			STATE TOTAL	2,658,587	2,648,070	64.75	66.10	100.00	100.00
North Dakota	1	155	PROGRESSIVE GRP	35,249	34,301	59.16	59.75	18.71	18.71
	2	176	STATE FARM GRP	27,179	26,768	54.36	57.09	14.42	33.13
	3	473	AMERICAN FAMILY INS GRP	18,340	18,405	53.90	55.90	9.73	42.86
	4	796	QBE INS GRP	15,017	14,863	54.79	53.79	7.97	50.83
	5	3500	NODAK MUT GRP	14,336	14,603	55.64	57.71	7.61	58.44
	6	69	FARMERS INS GRP	8,309	8,287	52.58	53.24	4.41	62.85
	7	31	BERKSHIRE HATHAWAY GRP	7,218	6,835	82.49	85.00	3.83	66.68
	8	34606	CENTER MUT INS CO	6,101	6,073	53.76	54.15	3.24	69.92
	9	200	UNITED SERV AUTOMOBILE ASSN GRP	5,967	5,794	50.90	55.34	3.17	73.08
	10	280	AUTO OWNERS GRP	5,624	5,582	125.35	139.05	2.98	76.07
			STATE TOTAL	188,433	185,388	60.34	62.35	100.00	100.00

PROPERTY AND CASUALTY INSURANCE INDUSTRY
MARKET SHARE REPORT - TOTAL PREMIUM
BY GROUP
19.1, 19.2 - PRIVATE PASSENGER AUTO LIABILITY

May 15, 2014

STATE	Rank	Group/ Company Code	Group/ Company Name	Direct Premiums Written (000)	Direct Premiums Earned (000)	Direct Loss to EP Ratio	Direct Loss & DCC to EP Ratio	Market Share %	Cumulative Market Share %
Ohio	1	176	STATE FARM GRP	557,798	552,283	62.41	66.12	18.16	18.16
	2	155	PROGRESSIVE GRP	427,569	420,515	60.28	61.88	13.92	32.09
	3	140	NATIONWIDE CORP GRP	309,662	307,010	55.13	56.36	10.08	42.17
	4	8	ALLSTATE INS GRP	284,929	281,303	59.50	62.13	9.28	51.45
	5	31	BERKSHIRE HATHAWAY GRP	171,961	166,024	66.90	69.60	5.60	57.05
	6	267	GRANGE MUT CAS GRP	162,427	160,513	56.80	59.18	5.29	62.34
	7	111	LIBERTY MUT GRP	116,894	114,357	60.37	64.93	3.81	66.15
	8	473	AMERICAN FAMILY INS GRP	101,720	101,681	54.83	56.47	3.31	69.46
	9	213	ERIE INS GRP	84,017	80,187	68.62	72.06	2.74	72.20
	10	69	FARMERS INS GRP	81,781	85,487	57.51	60.92	2.66	74.86
			STATE TOTAL	3,070,782	3,032,613	60.72	63.43	100.00	100.00
Oklahoma	1	176	STATE FARM GRP	280,572	276,449	67.86	70.78	22.51	22.51
	2	69	FARMERS INS GRP	185,457	186,630	51.03	52.64	14.88	37.39
	3	155	PROGRESSIVE GRP	94,665	93,676	56.25	58.12	7.59	44.98
	4	8	ALLSTATE INS GRP	81,735	81,421	59.92	62.20	6.56	51.54
	5	31	BERKSHIRE HATHAWAY GRP	72,332	69,940	63.07	65.82	5.80	57.34
	6	111	LIBERTY MUT GRP	72,180	66,619	65.26	68.98	5.79	63.13
	7	200	UNITED SERV AUTOMOBILE ASSN GRP	69,061	68,020	73.99	79.45	5.54	68.67
	8	220	OKLAHOMA FARM BUREAU GRP	64,195	65,537	61.30	62.78	5.15	73.82
	9	123	SHELTER INS GRP	42,533	42,757	61.79	64.46	3.41	77.23
	10	1278	CSAA INS GRP	38,617	36,710	75.79	77.50	3.10	80.33
			STATE TOTAL	1,246,528	1,231,227	63.34	65.92	100.00	100.00
Oregon	1	176	STATE FARM GRP	320,280	314,238	62.47	67.44	20.81	20.81
	2	69	FARMERS INS GRP	213,633	216,214	51.24	52.60	13.88	34.70
	3	155	PROGRESSIVE GRP	185,399	186,408	63.41	65.83	12.05	46.74
	4	111	LIBERTY MUT GRP	147,997	139,657	57.51	63.52	9.62	56.36
	5	8	ALLSTATE INS GRP	113,882	111,267	71.22	76.00	7.40	63.76
	6	31	BERKSHIRE HATHAWAY GRP	107,463	102,349	71.09	75.30	6.98	70.74
	7	200	UNITED SERV AUTOMOBILE ASSN GRP	64,413	62,145	66.09	67.79	4.19	74.93
	8	473	AMERICAN FAMILY INS GRP	56,373	55,351	71.61	76.57	3.66	78.59
	9	50	COUNTRY INS & FIN SERV GRP	52,938	52,504	59.51	62.44	3.44	82.03
	10	140	NATIONWIDE CORP GRP	38,330	36,396	59.87	61.08	2.49	84.52
			STATE TOTAL	1,538,872	1,507,303	63.36	66.90	100.00	100.00
Pennsylvania	1	176	STATE FARM GRP	835,618	830,228	62.84	67.52	19.30	19.30
	2	213	ERIE INS GRP	548,269	548,700	66.97	70.78	12.66	31.96
	3	8	ALLSTATE INS GRP	506,485	510,008	63.37	65.91	11.70	43.66
	4	140	NATIONWIDE CORP GRP	467,315	472,567	60.18	61.97	10.79	54.45
	5	155	PROGRESSIVE GRP	371,572	368,006	55.36	57.84	8.58	63.03
	6	31	BERKSHIRE HATHAWAY GRP	280,261	274,441	60.20	63.08	6.47	69.50
	7	111	LIBERTY MUT GRP	256,617	253,791	64.13	68.82	5.93	75.43
	8	3548	TRAVELERS GRP	180,406	185,386	42.76	44.06	4.17	79.60
	9	200	UNITED SERV AUTOMOBILE ASSN GRP	121,530	119,671	53.22	55.48	2.81	82.40
	10	69	FARMERS INS GRP	81,020	80,896	49.71	52.75	1.87	84.27
			STATE TOTAL	4,330,058	4,319,252	61.90	65.16	100.00	100.00
Rhode Island	1	155	PROGRESSIVE GRP	88,777	87,008	61.59	63.99	18.17	18.17
	2	8	ALLSTATE INS GRP	63,368	64,089	65.91	69.56	12.97	31.14
	3	28	AMICA MUT GRP	56,734	56,160	67.03	69.18	11.61	42.75
	4	31	BERKSHIRE HATHAWAY GRP	55,835	54,752	78.57	82.45	11.43	54.17
	5	241	METROPOLITAN GRP	39,117	38,082	81.46	82.51	8.01	62.18
	6	111	LIBERTY MUT GRP	36,671	35,986	91.69	96.63	7.50	69.68
	7	140	NATIONWIDE CORP GRP	35,376	35,659	71.09	72.90	7.24	76.92
	8	200	UNITED SERV AUTOMOBILE ASSN GRP	20,923	20,024	91.16	94.90	4.28	81.20
	9	411	MAPFRE INS GRP	18,424	18,315	73.22	75.87	3.77	84.97
	10	3548	TRAVELERS GRP	16,580	16,986	65.63	67.12	3.39	88.37
			STATE TOTAL	488,647	484,193	73.34	76.25	100.00	100.00

PROPERTY AND CASUALTY INSURANCE INDUSTRY
MARKET SHARE REPORT - TOTAL PREMIUM
BY GROUP
19.1, 19.2 - PRIVATE PASSENGER AUTO LIABILITY

May 15, 2014

STATE	Rank	Group/ Company Code	Group/ Company Name	Direct Premiums Written (000)	Direct Premiums Earned (000)	Direct Loss to EP Ratio	Direct Loss & DCC to EP Ratio	Market Share %	Cumulative Market Share %
South Carolina	1	176	STATE FARM GRP	442,945	437,084	73.76	75.86	25.05	25.05
	2	8	ALLSTATE INS GRP	239,117	239,446	61.57	63.09	13.52	38.58
	3	31	BERKSHIRE HATHAWAY GRP	173,414	170,078	75.23	77.98	9.81	48.39
	4	140	NATIONWIDE CORP GRP	167,729	166,927	69.26	70.44	9.49	57.87
	5	155	PROGRESSIVE GRP	126,557	123,184	57.28	59.39	7.16	65.03
	6	200	UNITED SERV AUTOMOBILE ASSN GRP	116,307	112,089	89.43	91.63	6.58	71.61
	7	111	LIBERTY MUT GRP	74,509	70,665	58.90	63.10	4.21	75.82
	8	533	SOUTH CAROLINA FARM BUREAU MUT GRP	70,470	69,716	69.10	69.75	3.99	79.81
	9	3548	TRAVELERS GRP	61,715	61,384	52.23	53.89	3.49	83.30
	10	280	AUTO OWNERS GRP	30,077	29,102	76.15	79.68	1.70	85.00
			STATE TOTAL	1,768,002	1,740,459	69.62	71.68	100.00	100.00
South Dakota	1	176	STATE FARM GRP	40,730	39,888	52.86	54.50	19.34	19.34
	2	155	PROGRESSIVE GRP	33,107	33,029	58.59	59.09	15.72	35.07
	3	473	AMERICAN FAMILY INS GRP	21,327	21,551	52.58	54.74	10.13	45.20
	4	69	FARMERS INS GRP	12,902	13,220	52.53	54.84	6.13	51.32
	5	140	NATIONWIDE CORP GRP	11,285	10,516	95.49	97.02	5.36	56.68
	6	513	IOWA FARM BUREAU GRP	8,729	8,229	65.20	66.65	4.15	60.83
	7	13889	FARMERS MUT INS CO OF NE	8,349	8,019	64.85	65.87	3.97	64.79
	8	205	DE SMET INS GRP	8,253	8,160	51.13	57.63	3.92	68.71
	9	200	UNITED SERV AUTOMOBILE ASSN GRP	6,451	6,325	74.64	80.86	3.06	71.78
	10	31	BERKSHIRE HATHAWAY GRP	6,172	6,107	60.60	64.01	2.93	74.71
			STATE TOTAL	210,554	208,002	60.86	62.96	100.00	100.00
Tennessee	1	176	STATE FARM GRP	443,344	437,429	53.16	56.21	24.49	24.49
	2	694	TENNESSEE FARMERS GRP	296,025	294,241	72.08	75.99	16.35	40.84
	3	8	ALLSTATE INS GRP	126,113	123,688	53.75	57.60	6.97	47.81
	4	31	BERKSHIRE HATHAWAY GRP	124,212	121,419	64.18	67.45	6.86	54.67
	5	155	PROGRESSIVE GRP	107,898	104,766	59.32	60.85	5.96	60.63
	6	111	LIBERTY MUT GRP	89,625	84,638	62.08	66.72	4.95	65.58
	7	200	UNITED SERV AUTOMOBILE ASSN GRP	87,025	84,317	78.85	80.80	4.81	70.39
	8	140	NATIONWIDE CORP GRP	82,552	81,104	63.46	65.20	4.56	74.95
	9	69	FARMERS INS GRP	46,219	47,863	43.74	46.55	2.55	77.50
	10	3548	TRAVELERS GRP	44,609	46,431	59.73	61.26	2.46	79.97
			STATE TOTAL	1,810,240	1,778,963	61.42	64.55	100.00	100.00
Texas	1	176	STATE FARM GRP	1,722,787	1,696,165	62.49	64.83	20.19	20.19
	2	69	FARMERS INS GRP	882,653	894,244	56.27	59.08	10.34	30.53
	3	8	ALLSTATE INS GRP	865,271	856,088	64.37	67.78	10.14	40.67
	4	155	PROGRESSIVE GRP	750,154	743,578	61.92	63.88	8.79	49.46
	5	31	BERKSHIRE HATHAWAY GRP	704,106	670,310	73.05	76.81	8.25	57.71
	6	200	UNITED SERV AUTOMOBILE ASSN GRP	588,815	579,341	73.47	79.03	6.90	64.61
	7	4762	ORPHEUS GRP	311,536	325,551	76.22	80.50	3.65	68.26
	8	140	NATIONWIDE CORP GRP	309,464	301,358	66.84	68.43	3.63	71.88
	9	809	TEXAS FARM BUREAU MUT GRP	299,743	294,984	69.49	71.87	3.51	75.40
	10	3179	HOME STATE INS GRP	291,309	269,371	66.20	69.85	3.41	78.81
			STATE TOTAL	8,534,212	8,381,709	65.52	68.56	100.00	100.00
Utah	1	176	STATE FARM GRP	144,269	141,660	67.86	71.35	16.55	16.55
	2	69	FARMERS INS GRP	112,611	112,108	61.57	62.78	12.92	29.46
	3	8	ALLSTATE INS GRP	97,808	97,439	68.12	69.78	11.22	40.68
	4	155	PROGRESSIVE GRP	70,796	71,366	57.22	58.21	8.12	48.80
	5	31	BERKSHIRE HATHAWAY GRP	62,569	60,341	72.00	74.89	7.18	55.97
	6	13471	BEAR RIVER MUT INS CO	44,553	43,360	66.85	68.67	5.11	61.08
	7	473	AMERICAN FAMILY INS GRP	40,457	39,251	70.41	73.33	4.64	65.72
	8	140	NATIONWIDE CORP GRP	34,700	34,073	64.99	66.10	3.98	69.70
	9	111	LIBERTY MUT GRP	33,764	31,563	77.36	81.18	3.87	73.58
	10	200	UNITED SERV AUTOMOBILE ASSN GRP	33,559	33,227	64.81	67.11	3.85	77.42
			STATE TOTAL	871,931	857,498	67.15	69.24	100.00	100.00

PROPERTY AND CASUALTY INSURANCE INDUSTRY
MARKET SHARE REPORT - TOTAL PREMIUM
BY GROUP
19.1, 19.2 - PRIVATE PASSENGER AUTO LIABILITY

May 15, 2014

STATE	Rank	Group/ Company Code	Group/ Company Name	Direct Premiums Written (000)	Direct Premiums Earned (000)	Direct Loss to EP Ratio	Direct Loss & DCC to EP Ratio	Market Share %	Cumulative Market Share %
Vermont	1	155	PROGRESSIVE GRP	29,577	29,399	55.88	56.96	17.56	17.56
	2	31	BERKSHIRE HATHAWAY GRP	21,401	21,042	66.20	68.10	12.71	30.27
	3	176	STATE FARM GRP	15,220	15,111	44.47	45.57	9.04	39.31
	4	111	LIBERTY MUT GRP	12,833	12,575	54.43	57.12	7.62	46.93
	5	45	CONCORD GRP	9,939	10,066	50.66	48.98	5.90	52.83
	6	8	ALLSTATE INS GRP	9,093	9,133	61.70	62.93	5.40	58.23
	7	91	HARTFORD FIRE & CAS GRP	7,893	8,001	68.97	69.88	4.69	62.91
	8	140	NATIONWIDE CORP GRP	7,686	7,802	57.53	57.60	4.56	67.48
	9	234	VERMONT MUT GRP	7,635	7,617	46.51	51.16	4.53	72.01
	10	18686	CO OPERATIVE INS CO	6,252	6,190	79.49	81.08	3.71	75.72
			**STATE TOTAL **	168,415	167,232	61.08	62.55	100.00	100.00
Virginia	1	176	STATE FARM GRP	447,053	439,068	43.51	46.36	17.17	17.17
	2	31	BERKSHIRE HATHAWAY GRP	413,150	411,849	65.10	67.10	15.87	33.04
	3	200	UNITED SERV AUTOMOBILE ASSN GRP	291,646	288,364	75.28	77.80	11.20	44.24
	4	140	NATIONWIDE CORP GRP	265,423	266,612	60.65	62.25	10.19	54.43
	5	8	ALLSTATE INS GRP	249,179	245,482	62.31	64.73	9.57	64.00
	6	155	PROGRESSIVE GRP	240,752	240,004	58.46	60.44	9.25	73.25
	7	213	ERIE INS GRP	89,208	84,801	71.60	75.24	3.43	76.67
	8	111	LIBERTY MUT GRP	79,248	76,113	72.22	76.83	3.04	79.72
	9	203	VIRGINIA FARM BUREAU GRP	61,546	61,324	52.03	54.79	2.36	82.08
	10	5	ALFA INS GRP	56,714	53,003	64.28	69.48	2.18	84.26
			**STATE TOTAL **	2,603,808	2,569,675	61.61	64.06	100.00	100.00
Washington	1	176	STATE FARM GRP	416,297	414,166	57.15	63.58	15.46	15.46
	2	8	ALLSTATE INS GRP	266,743	261,666	65.13	69.07	9.91	25.37
	3	111	LIBERTY MUT GRP	264,516	253,085	58.61	68.25	9.82	35.19
	4	69	FARMERS INS GRP	245,592	245,543	64.23	66.55	9.12	44.32
	5	155	PROGRESSIVE GRP	235,867	233,531	72.87	74.47	8.76	53.08
	6	31	BERKSHIRE HATHAWAY GRP	215,719	210,126	71.89	76.39	8.01	61.09
	7	200	UNITED SERV AUTOMOBILE ASSN GRP	184,275	181,836	64.24	65.16	6.84	67.93
	8	24341	PEMCO MUT INS CO	162,312	155,921	64.98	67.25	6.03	73.96
	9	473	AMERICAN FAMILY INS GRP	102,237	98,566	83.73	92.00	3.80	77.76
	10	91	HARTFORD FIRE & CAS GRP	87,967	88,626	80.48	84.48	3.27	81.03
			**STATE TOTAL **	2,692,381	2,644,559	66.29	70.58	100.00	100.00
West Virginia	1	176	STATE FARM GRP	173,141	172,004	25.06	30.50	25.67	25.67
	2	140	NATIONWIDE CORP GRP	112,834	114,615	39.67	40.88	16.73	42.39
	3	213	ERIE INS GRP	79,006	76,098	63.90	67.24	11.71	54.11
	4	31	BERKSHIRE HATHAWAY GRP	50,701	49,893	58.77	60.52	7.52	61.62
	5	8	ALLSTATE INS GRP	47,461	48,026	48.54	51.21	7.04	68.66
	6	155	PROGRESSIVE GRP	35,295	34,869	49.32	51.41	5.23	73.89
	7	111	LIBERTY MUT GRP	28,818	28,266	54.58	58.55	4.27	78.16
	8	91	HARTFORD FIRE & CAS GRP	28,098	28,692	46.44	48.42	4.17	82.33
	9	200	UNITED SERV AUTOMOBILE ASSN GRP	19,126	18,687	62.33	66.27	2.84	85.16
	10	228	WESTFIELD GRP	17,950	18,415	48.80	53.09	2.66	87.82
			**STATE TOTAL **	674,563	671,932	44.70	47.94	100.00	100.00
Wisconsin	1	473	AMERICAN FAMILY INS GRP	280,816	279,997	73.85	76.60	19.45	19.45
	2	155	PROGRESSIVE GRP	260,945	258,120	61.56	63.52	18.07	37.52
	3	176	STATE FARM GRP	187,581	184,639	70.28	74.25	12.99	50.51
	4	31	BERKSHIRE HATHAWAY GRP	56,283	54,362	75.31	77.98	3.90	54.40
	5	14184	ACUITY A MUT INS CO	53,745	52,198	43.79	45.33	3.72	58.13
	6	8	ALLSTATE INS GRP	52,029	51,209	71.19	73.88	3.60	61.73
	7	69	FARMERS INS GRP	49,185	50,531	61.98	65.21	3.41	65.13
	8	15350	WEST BEND MUT INS CO	40,686	39,017	54.13	55.99	2.82	67.95
	9	111	LIBERTY MUT GRP	35,251	33,652	77.82	82.96	2.44	70.39
	10	55	AUTOMOBILE CLUB MI GRP	28,437	28,856	80.13	82.53	1.97	72.36
			**STATE TOTAL **	1,444,072	1,429,261	66.86	69.80	100.00	100.00

PROPERTY AND CASUALTY INSURANCE INDUSTRY
MARKET SHARE REPORT - TOTAL PREMIUM
BY GROUP
19.1, 19.2 - PRIVATE PASSENGER AUTO LIABILITY

May 15, 2014

STATE	Rank	Group/ Company Code	Group/ Company Name	Direct Premiums Written (000)	Direct Premiums Earned (000)	Direct Loss to EP Ratio	Direct Loss & DCC to EP Ratio	Market Share %	Cumulative Market Share %
Wyoming	1	176	STATE FARM GRP	39,100	38,733	47.65	48.99	23.67	23.67
	2	155	PROGRESSIVE GRP	25,943	25,675	58.08	58.74	15.71	39.38
	3	69	FARMERS INS GRP	22,105	22,178	49.03	50.35	13.38	52.76
	4	4683	MOUNTAIN WEST FARM GRP	15,776	15,594	45.53	48.02	9.55	62.31
	5	31	BERKSHIRE HATHAWAY GRP	12,036	11,880	66.16	68.99	7.29	69.60
	6	111	LIBERTY MUT GRP	10,161	9,953	36.50	39.45	6.15	75.75
	7	8	ALLSTATE INS GRP	7,294	7,246	55.89	58.10	4.42	80.17
	8	200	UNITED SERV AUTOMOBILE ASSN GRP	7,232	7,029	73.97	75.67	4.38	84.55
	9	140	NATIONWIDE CORP GRP	6,723	6,612	51.97	52.87	4.07	88.62
	10	169	SENTRY INS GRP	6,385	6,424	73.87	73.90	3.87	92.48
			STATE TOTAL	165,175	163,704	53.15	54.82	100.00	100.00
Guam	1	4672	DONGBU INS GRP	2,131	2,058	51.36	64.88	19.40	19.40
	2	200	UNITED SERV AUTOMOBILE ASSN GRP	2,067	2,041	86.04	86.60	18.82	38.22
	3	13597	CHUNG KUO INS CO LTD	1,980	1,934	49.25	53.60	18.02	56.25
	4	3098	TOKIO MARINE HOLDINGS INC GRP	1,274	1,229	67.58	76.01	11.60	67.84
	5	18380	PACIFIC IND INS CO	881	870	75.74	76.62	8.02	75.86
	6	10972	FIRST NET INS CO	668	765	78.48	93.03	6.08	81.94
	7	12633	CENTURY INS CO GU LTD	552	600	95.98	104.19	5.02	86.97
	8	12	AMERICAN INTL GRP	538	1,259	63.36	58.09	4.90	91.87
	9	31658	ISLAND HOME INS CO	497	502	80.46	82.34	4.52	96.39
	10	4715	MS & AD INS GRP	396	365	13.75	13.75	3.61	100.00
			STATE TOTAL	10,983	11,623	66.13	71.19	100.00	100.00
Puerto Rico	1	10308	ANTILLES INS CO	34,069	30,459	56.66	56.68	35.14	35.14
	2	3526	COOPERATIVA DE SEGUROS MULTIPLES GRP	25,238	25,625	63.75	65.90	26.03	61.17
	3	71	UNIVERSAL INS CO GRP	13,396	14,051	67.55	62.96	13.82	74.98
	4	411	MAPFRE INS GRP	7,224	7,214	95.70	100.52	7.45	82.43
	5	4706	LOCKHART CO GRP	5,096	2,829	53.29	56.48	5.26	87.69
	6	15324	POINT GUARD INS CO	4,269	624	55.16	55.16	4.40	92.09
	7	4802	TRIPLE S GRP	3,585	3,599	113.94	120.19	3.70	95.79
	8	796	QBE INS GRP	2,274	2,008	73.11	72.45	2.35	98.13
	9	200	UNITED SERV AUTOMOBILE ASSN GRP	1,043	1,074	58.91	63.46	1.08	99.21
	10	26778	INTEGRAND ASSUR CO	378	359	59.51	67.46	0.39	99.60
			STATE TOTAL	96,962	88,220	66.30	67.04	100.00	100.00
U.S. Virgin Islands	1	4706	LOCKHART CO GRP	7,004	6,915	58.67	63.51	70.71	70.71
	2	200	UNITED SERV AUTOMOBILE ASSN GRP	956	945	171.99	177.43	9.66	80.37
	3	411	MAPFRE INS GRP	940	979	25.65	37.29	9.50	89.86
	4	161	TOPA EQUITIES LTD GRP	891	922	42.95	50.00	9.00	98.86
	5	3526	COOPERATIVA DE SEGUROS MULTIPLES GRP	113	112	72.76	96.19	1.14	100.00
			STATE TOTAL	9,904	9,872	64.94	70.92	100.00	100.00
Northern Mariana Islands	1	4672	DONGBU INS GRP	353	332	15.89	24.81	52.69	52.69
	2	10972	FIRST NET INS CO	126	130	57.56	59.48	18.71	71.41
	3	18380	PACIFIC IND INS CO	114	113	45.45	46.77	17.03	88.44
	4	3098	TOKIO MARINE HOLDINGS INC GRP	70	62	20.21	41.77	10.50	98.94
	5	200	UNITED SERV AUTOMOBILE ASSN GRP	7	7	- 0.48	- 0.72	1.06	100.00
			STATE TOTAL	671	644	29.73	37.02	100.00	100.00
Canada	1	176	STATE FARM GRP	1,038,449	1,053,394	52.77	70.37	99.95	99.95
	2	79	ALLY INS HOLDINGS GRP	488	22,833	13.30	- 29.87	0.05	99.99
	3	91	HARTFORD FIRE & CAS GRP	107	105	- 13.09	- 6.56	0.01	100.00
			STATE TOTAL	1,039,001	1,076,333	51.90	68.20	100.00	100.00

PROPERTY AND CASUALTY INSURANCE INDUSTRY
MARKET SHARE REPORT - TOTAL PREMIUM
BY GROUP
19.1, 19.2 - PRIVATE PASSENGER AUTO LIABILITY

May 15, 2014

STATE	Rank	Group/ Company Code	Group/ Company Name	Direct Premiums Written (000)	Direct Premiums Earned (000)	Direct Loss to EP Ratio	Direct Loss & DCC to EP Ratio	Market Share %	Cumulative Market Share %
Aggregate Other Alien	1	200	UNITED SERV AUTOMOBILE ASSN GRP	13,951	15,095	149.07	153.58	-52.06	-52.06
	2	19119	NATIONAL UNITY INS CO	13,016	13,541	31.49	49.93	-48.57	-100.63
	3	155	PROGRESSIVE GRP	5,178	4,483	65.06	65.76	-19.32	-119.95
	4	98	WR BERKLEY CORP GRP	525	583	6.99	7.76	-1.96	-121.91
	5	4672	DONGBU INS GRP	75	66	21.83	4.08	-0.28	-122.18
	6	18380	PACIFIC IND INS CO	56	52	17.78	17.78	-0.21	-122.39
	7	10972	FIRST NET INS CO	23	22	-49.90	-48.55	-0.09	-122.48
	8	3526	COOPERATIVA DE SEGUROS MULTIPLES GRP	12	8	-17.01	-17.01	-0.04	-122.52
	9	218	CNA INS GRP	0	0	0.00	3.33	0.00	-122.52
			STATE TOTAL	(26,799)	172,618	-45.14	-43.85	100.00	100.00

21.1—Private Passenger Auto Physical Damage

PROPERTY AND CASUALTY INSURANCE INDUSTRY
MARKET SHARE REPORT - TOTAL PREMIUM
BY GROUP
21.1 - PRIVATE PASSENGER AUTO PHYSICAL DAMAGE

May 15, 2014

STATE	Rank	Group/ Company Code	Group/ Company Name	Direct Premiums Written (000)	Direct Premiums Earned (000)	Direct Loss to EP Ratio	Direct Loss & DCC to EP Ratio	Market Share %	Cumulative Market Share %
Countrywide	1	176	STATE FARM GRP	12,714,676	12,526,848	71.78	71.88	17.98	17.98
	2	8	ALLSTATE INS GRP	7,341,723	7,228,481	51.04	51.38	10.38	28.37
	3	31	BERKSHIRE HATHAWAY GRP	6,817,834	6,593,697	68.07	68.19	9.64	38.01
	4	155	PROGRESSIVE GRP	5,309,571	5,222,379	68.37	68.66	7.51	45.52
	5	200	UNITED SERV AUTOMOBILE ASSN GRP	4,140,516	4,057,403	64.58	65.04	5.86	51.38
	6	69	FARMERS INS GRP	3,817,221	3,886,473	59.12	59.26	5.40	56.78
	7	111	LIBERTY MUT GRP	3,666,694	3,486,815	56.85	57.00	5.19	61.96
	8	140	NATIONWIDE CORP GRP	2,855,939	2,838,108	60.60	60.80	4.04	66.00
	9	473	AMERICAN FAMILY INS GRP	1,413,696	1,401,227	57.34	57.48	2.00	68.00
	10	3548	TRAVELERS GRP	1,171,982	1,174,212	57.08	57.33	1.66	69.66
	11	1318	AUTO CLUB ENTERPRISES INS GRP	1,023,540	1,054,313	52.21	52.56	1.45	71.11
	12	213	ERIE INS GRP	957,756	923,790	60.18	60.42	1.35	72.46
	13	241	METROPOLITAN GRP	901,395	866,837	53.80	53.93	1.27	73.74
	14	1278	CSAA INS GRP	898,523	895,743	61.33	61.41	1.27	75.01
	15	660	MERCURY GEN GRP	887,142	882,349	61.29	61.63	1.25	76.26
	16	91	HARTFORD FIRE & CAS GRP	807,671	789,502	61.51	61.25	1.14	77.40
	17	280	AUTO OWNERS GRP	711,917	701,001	62.61	62.99	1.01	78.41
	18	411	MAPFRE INS GRP	631,905	622,298	58.22	58.13	0.89	79.30
	19	55	AUTOMOBILE CLUB MI GRP	555,161	577,932	65.12	64.60	0.79	80.09
	20	2538	AMTRUST NGH GRP	474,122	475,641	57.86	57.77	0.67	80.76
	21	28	AMICA MUT GRP	406,601	398,980	57.87	59.73	0.58	81.34
	22	50	COUNTRY INS & FIN SERV GRP	406,141	404,577	57.45	57.56	0.57	81.91
	23	3495	INFINITY PROP & CAS INS GRP	400,991	395,792	53.88	54.83	0.57	82.48
	24	88	THE HANOVER INS GRP	388,558	393,780	57.47	57.58	0.55	83.03
	25	215	KEMPER CORP GRP	328,420	345,321	60.45	60.51	0.46	83.49
	26	483	SOUTHERN FARM BUREAU CAS GRP	311,994	310,191	67.39	68.95	0.44	83.93
	27	123	SHELTER INS GRP	301,526	299,846	68.00	68.35	0.43	84.36
	28	708	NEW JERSEY MANUFACTURERS GRP	295,937	297,043	50.46	51.48	0.42	84.78
	29	5	ALFA INS GRP	294,845	287,887	66.11	66.44	0.42	85.19
	30	694	TENNESSEE FARMERS GRP	287,908	285,342	57.52	58.04	0.41	85.60
	31	809	TEXAS FARM BUREAU MUT GRP	270,994	265,859	72.77	72.86	0.38	85.98
	32	4	AMERIPRISE FIN GRP	264,723	260,051	71.32	71.25	0.37	86.36
	33	3179	HOME STATE INS GRP	259,358	238,057	61.96	63.43	0.37	86.73
	34	175	STATE AUTO MUT GRP	249,754	247,465	59.92	60.14	0.35	87.08
	35	267	GRANGE MUT CAS GRP	238,723	234,466	56.00	56.11	0.34	87.42
	36	513	IOWA FARM BUREAU GRP	221,495	218,757	60.38	60.48	0.31	87.73
	37	244	CINCINNATI FIN GRP	210,230	202,363	59.25	59.81	0.30	88.03
	38	38	CHUBB INC GRP	204,875	198,239	52.90	52.89	0.29	88.32
	39	188	SAFETY GRP	189,616	186,060	58.81	59.63	0.27	88.59
	40	324	NORTH CAROLINA FARM BUREAU GRP	188,404	185,947	65.19	65.25	0.27	88.85
	41	169	SENTRY INS GRP	178,586	180,298	57.49	57.66	0.25	89.10
	42	586	ARBELLA INS GRP	166,839	160,484	55.58	56.12	0.24	89.34
	43	109	KENTUCKY FARM BUREAU GRP	163,036	164,378	66.07	66.21	0.23	89.57
	44	1227	PALISADES GRP	162,889	162,737	50.68	50.86	0.23	89.80
	45	300	HORACE MANN GRP	157,266	155,075	57.63	57.71	0.22	90.02
	46	228	WESTFIELD GRP	151,959	148,268	52.95	53.14	0.21	90.24
	47	19	ASSURANT INC GRP	148,981	150,309	34.24	34.40	0.21	90.45
	48	4762	ORPHEUS GRP	146,918	153,288	51.96	55.64	0.21	90.66
	49	408	AMERICAN NATL FIN GRP	144,673	143,879	67.52	67.68	0.20	90.86
	50	3702	LOYA GRP	139,017	139,000	49.72	52.69	0.20	91.06
	51	67	MICHIGAN FARM BUREAU GRP	130,510	126,296	69.05	69.58	0.18	91.24
	52	10683	WAWANESA GEN INS CO	129,428	124,554	74.02	75.02	0.18	91.43
	53	415	PLYMOUTH ROCK INS GRP	127,207	118,085	59.44	60.06	0.18	91.61
	54	12	AMERICAN INTL GRP	124,078	98,850	104.97	108.09	0.18	91.78
	55	796	QBE INS GRP	120,304	122,752	56.57	57.97	0.17	91.95
	56	785	MARKEL CORP GRP	115,372	63,252	38.12	38.85	0.16	92.12
	57	542	INDIANA FARM BUREAU GRP	114,091	112,332	64.71	64.79	0.16	92.28
	58	3489	DELEK GRP	109,328	105,847	66.85	67.10	0.15	92.43
	59	33	CALIFORNIA CAS MGMT GRP	107,919	104,719	60.82	61.28	0.15	92.58
	60	257	SAFEWAY INS GRP	106,931	101,789	62.67	64.19	0.15	92.73
	61	210	TITUS GRP	106,276	117,418	52.96	53.11	0.15	92.89
	62	71	UNIVERSAL INS CO GRP	105,621	105,969	64.12	63.25	0.15	93.03
	63	3526	COOPERATIVA DE SEGUROS MULTIPLES GRP	105,596	100,073	73.25	73.78	0.15	93.18
	64	250	DONEGAL GRP	103,051	102,378	59.38	59.72	0.15	93.33
	65	1213	DIRECT GEN GRP	101,902	95,642	60.57	60.78	0.14	93.47

PROPERTY AND CASUALTY INSURANCE INDUSTRY
MARKET SHARE REPORT - TOTAL PREMIUM
BY GROUP
21.1 - PRIVATE PASSENGER AUTO PHYSICAL DAMAGE

May 15, 2014

STATE	Rank	Group/ Company Code	Group/ Company Name	Direct Premiums Written (000)	Direct Premiums Earned (000)	Direct Loss to EP Ratio	Direct Loss & DCC to EP Ratio	Market Share %	Cumulative Market Share %
Countrywide	66	2518	NYCM INS GRP	101,419	100,029	64.11	64.11	0.14	93.62
	67	3596	AFFIRMATIVE INS GRP	99,169	91,449	62.63	63.27	0.14	93.76
	68	153	PEKIN INS GRP	93,013	88,700	62.13	62.96	0.13	93.89
	69	311	MAIN STREET AMER GRP	85,217	88,100	65.49	67.13	0.12	94.01
	70	291	MOTORISTS MUT GRP	83,887	81,267	57.32	57.44	0.12	94.13
	71	25405	SAFE AUTO INS CO	81,762	81,388	60.31	60.56	0.12	94.24
	72	24341	PEMCO MUT INS CO	80,884	80,018	56.75	56.84	0.11	94.36
	73	17	LIFE OF THE SOUTH CORP GRP	77,036	72,648	12.23	12.52	0.11	94.47
	74	171	GERMANIA INS GRP	76,497	73,474	58.40	58.43	0.11	94.58
	75	561	GEORGIA FARM BUREAU GRP	75,521	73,737	50.18	50.32	0.11	94.68
	76	1309	FRANKENMUTH GRP	74,496	74,231	60.17	61.61	0.11	94.79
	77	10807	ACCC INS CO	74,272	67,909	54.37	55.32	0.11	94.89
	78	518	GRINNELL MUT GRP	73,265	71,702	63.97	64.05	0.10	95.00
	79	14184	ACUITY A MUT INS CO	70,506	66,371	56.23	56.35	0.10	95.10
	80	271	PENNSYLVANIA NATL INS GRP	70,339	67,136	60.91	60.96	0.10	95.20
	81	15350	WEST BEND MUT INS CO	70,150	64,389	59.68	59.69	0.10	95.29
	82	36	CENTRAL MUT INS CO GRP	69,954	68,938	59.98	59.98	0.10	95.39
	83	10920	ALLIANCE UNITED INS CO	69,952	62,708	55.18	59.63	0.10	95.49
	84	3098	TOKIO MARINE HOLDINGS INC GRP	69,316	66,777	42.24	43.05	0.10	95.59
	85	761	ALLIANZ INS GRP	68,586	67,464	48.44	48.20	0.10	95.69
	86	3703	TOWER GRP	68,092	69,687	71.30	71.72	0.10	95.78
	87	3678	AMERICAN INDEPENDENT INS GRP	68,047	66,148	59.85	59.95	0.10	95.88
	88	626	ACE LTD GRP	59,699	57,508	66.05	68.23	0.08	95.96
	89	10730	AMERICAN ACCESS CAS CO	56,042	51,488	50.19	51.47	0.08	96.04
	90	3362	FIRST ACCEPTANCE INS GRP	53,576	52,754	53.96	53.60	0.08	96.12
	91	242	SELECTIVE INS GRP	52,743	52,279	72.18	72.66	0.07	96.19
	92	333	MUTUAL OF ENUMCLAW GRP	52,577	51,434	57.81	59.35	0.07	96.27
	93	220	OKLAHOMA FARM BUREAU GRP	51,667	51,612	72.05	72.41	0.07	96.34
	94	203	VIRGINIA FARM BUREAU GRP	51,649	51,773	57.23	57.50	0.07	96.41
	95	13889	FARMERS MUT INS CO OF NE	51,630	49,608	61.93	61.91	0.07	96.49
	96	1275	QUINCY MUT GRP	49,205	47,560	55.58	56.41	0.07	96.56
	97	201	UTICA GRP	48,538	46,405	56.07	58.01	0.07	96.63
	98	309	WESTERN NATL MUT GRP	47,547	47,529	61.77	64.01	0.07	96.69
	99	18309	PIONEER STATE MUT INS CO	45,945	45,698	63.13	63.18	0.06	96.76
	100	62	EMC INS CO GRP	44,762	45,840	51.82	51.83	0.06	96.82
	101	3991	IMT MUT HOLDING GRP	43,788	42,365	58.96	59.64	0.06	96.88
	102	361	MUNICH RE GRP	43,675	42,684	33.32	33.85	0.06	96.95
	103	698	NORTH STAR CO GRP	43,514	42,072	60.03	60.82	0.06	97.01
	104	533	SOUTH CAROLINA FARM BUREAU MUT GRP	43,156	42,479	59.12	59.40	0.06	97.07
	105	57	ELECTRIC INS GRP	42,676	42,368	53.54	53.65	0.06	97.13
	106	4256	ANCHOR INS HOLDINGS GRP	41,634	33,166	47.25	47.69	0.06	97.19
	107	40150	MGA INS CO INC	39,920	39,031	43.61	44.62	0.06	97.24
	108	45	CONCORD GRP	38,797	37,091	67.04	67.11	0.05	97.30
	109	14176	HASTINGS MUT INS CO	38,690	38,297	68.54	70.58	0.05	97.35
	110	207	WESTERN RESERVE GRP	37,913	37,868	56.82	57.23	0.05	97.41
	111	1235	UNITED AUTOMOBILE INS GRP	36,932	37,785	41.63	43.09	0.05	97.46
	112	96	SECURA INS GRP	36,218	35,841	58.63	58.93	0.05	97.51
	113	234	VERMONT MUT GRP	35,730	34,694	55.99	56.04	0.05	97.56
	114	4683	MOUNTAIN WEST FARM GRP	35,166	33,831	79.05	79.88	0.05	97.61
	115	15024	PREFERRED MUT INS CO	33,793	32,839	64.06	64.39	0.05	97.66
	116	842	FARM BUREAU GRP	32,153	30,539	69.16	70.62	0.05	97.70
	117	1326	KINGSWAY GRP	31,895	32,328	51.64	51.87	0.05	97.75
	118	963	OHIO MUT GRP	31,317	30,844	57.00	57.58	0.04	97.79
	119	514	MISSOURI FARM BUREAU GRP	30,412	30,171	61.30	61.99	0.04	97.84
	120	84	AMERICAN FINANCIAL GRP	27,734	29,434	70.75	73.48	0.04	97.88
	121	11711	ACCESS INS CO	25,926	29,652	65.58	65.65	0.04	97.91
	122	802	CAPITAL INS GRP	25,875	25,545	52.60	52.55	0.04	97.95
	123	661	BCBS OF SC GRP	25,550	32,384	94.01	97.57	0.04	97.98
	124	303	GUIDEONE INS GRP	25,354	25,767	66.28	66.41	0.04	98.02
	125	13471	BEAR RIVER MUT INS CO	25,306	24,508	75.43	75.43	0.04	98.06
			INDUSTRY TOTAL	70,701,990	69,512,647	62.39	62.68	100.00	100.00

PROPERTY AND CASUALTY INSURANCE INDUSTRY
MARKET SHARE REPORT - TOTAL PREMIUM
BY GROUP
21.1 - PRIVATE PASSENGER AUTO PHYSICAL DAMAGE

May 15, 2014

STATE	Rank	Group/ Company Code	Group/ Company Name	Direct Premiums Written (000)	Direct Premiums Earned (000)	Direct Loss to EP Ratio	Direct Loss & DCC to EP Ratio	Market Share %	Cumulative Market Share %
Alabama	1	176	STATE FARM GRP	283,923	278,265	70.17	70.26	24.81	24.81
	2	5	ALFA INS GRP	188,258	186,732	62.97	63.32	16.45	41.26
	3	8	ALLSTATE INS GRP	129,308	127,566	49.48	49.88	11.30	52.56
	4	31	BERKSHIRE HATHAWAY GRP	101,474	97,780	72.41	72.53	8.87	61.43
	5	200	UNITED SERV AUTOMOBILE ASSN GRP	74,824	73,772	70.33	70.75	6.54	67.97
	6	155	PROGRESSIVE GRP	67,674	66,502	71.47	71.72	5.91	73.88
	7	140	NATIONWIDE CORP GRP	39,888	40,058	57.40	57.56	3.49	77.36
	8	69	FARMERS INS GRP	36,073	36,943	52.77	52.75	3.15	80.52
	9	111	LIBERTY MUT GRP	29,101	27,987	53.57	53.67	2.54	83.06
	10	3548	TRAVELERS GRP	23,121	21,768	72.12	72.25	2.02	85.08
			STATE TOTAL	1,144,386	1,126,119	63.59	63.85	100.00	100.00
Alaska	1	176	STATE FARM GRP	40,965	40,831	64.08	64.19	24.22	24.22
	2	200	UNITED SERV AUTOMOBILE ASSN GRP	33,057	32,718	63.83	64.30	19.55	43.77
	3	8	ALLSTATE INS GRP	30,123	30,123	31.88	31.98	17.81	61.59
	4	31	BERKSHIRE HATHAWAY GRP	28,080	27,798	52.19	52.33	16.61	78.19
	5	155	PROGRESSIVE GRP	13,415	13,620	56.33	56.50	7.93	86.12
	6	91	HARTFORD FIRE & CAS GRP	6,489	6,545	33.67	33.86	3.84	89.96
	7	111	LIBERTY MUT GRP	5,485	5,287	47.61	47.76	3.24	93.21
	8	50	COUNTRY INS & FIN SERV GRP	4,573	4,503	49.47	49.47	2.70	95.91
	9	69	FARMERS INS GRP	2,916	2,994	42.33	42.37	1.72	97.63
	10	300	HORACE MANN GRP	2,364	2,406	50.79	50.79	1.40	99.03
			STATE TOTAL	169,103	168,445	52.80	52.99	100.00	100.00
Arizona	1	176	STATE FARM GRP	250,113	244,351	70.19	70.32	17.48	17.48
	2	31	BERKSHIRE HATHAWAY GRP	166,917	159,471	70.82	71.05	11.66	29.14
	3	8	ALLSTATE INS GRP	143,032	140,816	43.87	44.11	10.00	39.14
	4	69	FARMERS INS GRP	141,815	146,330	54.80	54.85	9.91	49.05
	5	155	PROGRESSIVE GRP	133,088	131,302	67.09	67.30	9.30	58.35
	6	200	UNITED SERV AUTOMOBILE ASSN GRP	115,633	113,534	63.06	63.77	8.08	66.43
	7	473	AMERICAN FAMILY INS GRP	90,856	89,568	54.46	54.52	6.35	72.78
	8	111	LIBERTY MUT GRP	79,791	72,926	61.37	61.49	5.58	78.36
	9	91	HARTFORD FIRE & CAS GRP	37,980	37,562	54.85	54.90	2.65	81.01
	10	1278	CSAA INS GRP	30,936	29,284	62.36	62.38	2.16	83.17
			STATE TOTAL	1,430,971	1,402,183	60.49	60.74	100.00	100.00
Arkansas	1	176	STATE FARM GRP	179,099	176,338	62.08	62.04	25.41	25.41
	2	483	SOUTHERN FARM BUREAU CAS GRP	105,345	105,096	60.34	60.85	14.95	40.36
	3	8	ALLSTATE INS GRP	60,355	58,836	40.63	40.89	8.56	48.93
	4	123	SHELTER INS GRP	56,415	56,045	58.55	58.90	8.01	56.93
	5	69	FARMERS INS GRP	38,029	38,988	51.49	51.56	5.40	62.33
	6	155	PROGRESSIVE GRP	37,952	36,935	58.54	58.73	5.39	67.71
	7	31	BERKSHIRE HATHAWAY GRP	35,043	34,240	64.00	64.11	4.97	72.68
	8	200	UNITED SERV AUTOMOBILE ASSN GRP	29,820	29,320	69.20	69.59	4.23	76.92
	9	140	NATIONWIDE CORP GRP	26,690	26,641	51.71	51.86	3.79	80.70
	10	111	LIBERTY MUT GRP	21,679	18,684	51.50	51.69	3.08	83.78
			STATE TOTAL	704,744	693,305	57.29	57.51	100.00	100.00
California	1	176	STATE FARM GRP	1,281,633	1,273,514	64.69	64.81	14.69	14.69
	2	69	FARMERS INS GRP	1,113,050	1,128,266	56.81	57.05	12.75	27.44
	3	660	MERCURY GEN GRP	763,717	752,851	62.23	62.44	8.75	36.19
	4	1318	AUTO CLUB ENTERPRISES INS GRP	759,346	798,511	49.49	49.89	8.70	44.89
	5	8	ALLSTATE INS GRP	753,169	743,977	59.25	59.87	8.63	53.52
	6	1278	CSAA INS GRP	653,375	661,414	58.73	58.80	7.49	61.01
	7	31	BERKSHIRE HATHAWAY GRP	594,624	570,032	66.38	66.56	6.81	67.82
	8	200	UNITED SERV AUTOMOBILE ASSN GRP	418,075	408,481	60.78	61.21	4.79	72.61
	9	155	PROGRESSIVE GRP	365,363	356,738	65.30	65.69	4.19	76.80
	10	111	LIBERTY MUT GRP	320,972	312,622	59.82	59.95	3.68	80.48
			STATE TOTAL	8,727,151	8,647,601	60.03	60.42	100.00	100.00

PROPERTY AND CASUALTY INSURANCE INDUSTRY
MARKET SHARE REPORT - TOTAL PREMIUM
BY GROUP
21.1 - PRIVATE PASSENGER AUTO PHYSICAL DAMAGE

May 15, 2014

STATE	Rank	Group/ Company Code	Group/ Company Name	Direct Premiums Written (000)	Direct Premiums Earned (000)	Direct Loss to EP Ratio	Direct Loss & DCC to EP Ratio	Market Share %	Cumulative Market Share %
Colorado	1	176	STATE FARM GRP	247,806	241,369	75.26	75.33	20.21	20.21
	2	200	UNITED SERV AUTOMOBILE ASSN GRP	127,129	124,607	72.27	72.90	10.37	30.58
	3	155	PROGRESSIVE GRP	119,243	119,268	69.64	69.73	9.73	40.31
	4	69	FARMERS INS GRP	118,883	123,886	62.20	62.26	9.70	50.01
	5	8	ALLSTATE INS GRP	110,143	107,235	57.33	57.54	8.98	58.99
	6	473	AMERICAN FAMILY INS GRP	102,009	101,021	59.16	59.26	8.32	67.31
	7	31	BERKSHIRE HATHAWAY GRP	98,259	95,090	79.46	79.67	8.02	75.33
	8	111	LIBERTY MUT GRP	71,233	65,981	57.01	57.14	5.81	81.14
	9	91	HARTFORD FIRE & CAS GRP	26,473	26,435	59.65	59.57	2.16	83.30
	10	140	NATIONWIDE CORP GRP	23,328	22,684	68.79	68.98	1.90	85.20
			STATE TOTAL	1,225,919	1,201,489	66.83	67.07	100.00	100.00
Connecticut	1	31	BERKSHIRE HATHAWAY GRP	138,959	134,513	69.57	69.64	14.74	14.74
	2	8	ALLSTATE INS GRP	129,528	126,797	48.08	48.39	13.74	28.48
	3	111	LIBERTY MUT GRP	125,084	116,827	53.13	53.32	13.27	41.76
	4	3548	TRAVELERS GRP	60,848	61,834	49.71	49.91	6.46	48.21
	5	155	PROGRESSIVE GRP	57,242	56,827	67.30	74.74	6.07	54.28
	6	200	UNITED SERV AUTOMOBILE ASSN GRP	44,398	43,789	62.13	62.49	4.71	58.99
	7	140	NATIONWIDE CORP GRP	41,357	41,614	60.18	60.38	4.39	63.38
	8	241	METROPOLITAN GRP	40,952	40,951	50.74	50.94	4.34	67.73
	9	176	STATE FARM GRP	39,715	39,007	74.07	74.07	4.21	71.94
	10	91	HARTFORD FIRE & CAS GRP	38,485	37,804	47.14	47.16	4.08	76.02
			STATE TOTAL	942,561	921,731	58.67	59.42	100.00	100.00
Delaware	1	176	STATE FARM GRP	43,388	42,913	78.67	78.76	21.06	21.06
	2	140	NATIONWIDE CORP GRP	33,145	33,553	61.62	61.76	16.09	37.15
	3	31	BERKSHIRE HATHAWAY GRP	27,981	26,900	67.24	67.36	13.58	50.73
	4	111	LIBERTY MUT GRP	19,827	19,196	52.48	52.52	9.62	60.35
	5	200	UNITED SERV AUTOMOBILE ASSN GRP	16,778	16,281	64.11	64.53	8.14	68.50
	6	8	ALLSTATE INS GRP	14,402	14,062	49.21	49.46	6.99	75.49
	7	155	PROGRESSIVE GRP	13,323	13,059	67.17	67.35	6.47	81.95
	8	69	FARMERS INS GRP	6,417	6,402	66.00	66.05	3.11	85.07
	9	91	HARTFORD FIRE & CAS GRP	5,551	5,589	67.11	66.91	2.69	87.76
	10	3548	TRAVELERS GRP	5,117	4,908	52.35	52.50	2.48	90.24
			STATE TOTAL	206,026	203,114	64.65	64.82	100.00	100.00
District Of Columbia	1	31	BERKSHIRE HATHAWAY GRP	48,983	48,292	50.29	50.35	37.28	37.28
	2	176	STATE FARM GRP	23,012	23,052	64.36	64.54	17.52	54.80
	3	200	UNITED SERV AUTOMOBILE ASSN GRP	12,646	12,417	53.65	54.06	9.63	64.42
	4	8	ALLSTATE INS GRP	11,795	11,727	30.17	30.42	8.98	73.40
	5	155	PROGRESSIVE GRP	8,250	8,279	63.75	63.96	6.28	79.68
	6	111	LIBERTY MUT GRP	5,396	4,961	40.46	40.50	4.11	83.79
	7	140	NATIONWIDE CORP GRP	5,227	5,328	46.78	47.19	3.98	87.77
	8	3548	TRAVELERS GRP	3,896	3,800	45.95	46.86	2.97	90.73
	9	213	ERIE INS GRP	2,649	2,544	40.63	40.88	2.02	92.75
	10	91	HARTFORD FIRE & CAS GRP	2,175	2,105	41.71	41.78	1.66	94.41
			STATE TOTAL	131,379	129,693	50.96	51.16	100.00	100.00
Florida	1	31	BERKSHIRE HATHAWAY GRP	723,435	696,724	68.01	68.21	21.26	21.26
	2	176	STATE FARM GRP	534,965	530,415	78.18	78.41	15.72	36.97
	3	155	PROGRESSIVE GRP	424,788	410,513	68.26	68.69	12.48	49.45
	4	8	ALLSTATE INS GRP	420,459	418,110	60.41	61.15	12.35	61.81
	5	200	UNITED SERV AUTOMOBILE ASSN GRP	263,615	257,155	66.41	67.01	7.75	69.55
	6	111	LIBERTY MUT GRP	129,472	126,272	56.77	57.07	3.80	73.36
	7	69	FARMERS INS GRP	103,893	103,958	61.00	61.13	3.05	76.41
	8	3495	INFINITY PROP & CAS INS GRP	88,596	80,899	52.97	54.97	2.60	79.01
	9	3548	TRAVELERS GRP	78,415	80,969	53.80	54.09	2.30	81.32
	10	140	NATIONWIDE CORP GRP	65,095	66,869	60.09	60.43	1.91	83.23
			STATE TOTAL	3,403,537	3,335,248	64.86	65.33	100.00	100.00

PROPERTY AND CASUALTY INSURANCE INDUSTRY
MARKET SHARE REPORT - TOTAL PREMIUM
BY GROUP
21.1 - PRIVATE PASSENGER AUTO PHYSICAL DAMAGE

May 15, 2014

STATE	Rank	Group/ Company Code	Group/ Company Name	Direct Premiums Written (000)	Direct Premiums Earned (000)	Direct Loss to EP Ratio	Direct Loss & DCC to EP Ratio	Market Share %	Cumulative Market Share %
Georgia	1	176	STATE FARM GRP	521,723	514,997	74.23	74.30	22.23	22.23
	2	8	ALLSTATE INS GRP	298,351	297,822	49.79	50.12	12.71	34.95
	3	155	PROGRESSIVE GRP	245,828	246,929	69.87	70.01	10.48	45.42
	4	31	BERKSHIRE HATHAWAY GRP	222,476	218,148	70.56	70.65	9.48	54.90
	5	200	UNITED SERV AUTOMOBILE ASSN GRP	209,014	208,240	64.02	64.41	8.91	63.81
	6	111	LIBERTY MUT GRP	130,212	124,501	54.14	54.28	5.55	69.36
	7	140	NATIONWIDE CORP GRP	79,655	77,627	69.55	69.70	3.39	72.76
	8	561	GEORGIA FARM BUREAU GRP	75,521	73,737	50.18	50.32	3.22	75.97
	9	3548	TRAVELERS GRP	52,153	53,124	54.99	55.21	2.22	78.20
	10	280	AUTO OWNERS GRP	47,971	46,674	59.52	59.90	2.04	80.24
			**STATE TOTAL **	2,346,569	2,315,071	62.27	62.52	100.00	100.00
Hawaii	1	31	BERKSHIRE HATHAWAY GRP	54,313	53,495	57.97	58.00	21.98	21.98
	2	176	STATE FARM GRP	41,194	41,093	60.65	60.74	16.67	38.64
	3	200	UNITED SERV AUTOMOBILE ASSN GRP	40,230	39,999	56.13	56.51	16.28	54.92
	4	69	FARMERS INS GRP	21,689	22,032	44.37	44.52	8.78	63.70
	5	8	ALLSTATE INS GRP	21,569	21,268	46.16	46.33	8.73	72.43
	6	3098	TOKIO MARINE HOLDINGS INC GRP	15,064	13,867	73.65	75.03	6.10	78.52
	7	155	PROGRESSIVE GRP	14,100	13,995	50.20	50.42	5.71	84.23
	8	111	LIBERTY MUT GRP	11,392	11,612	52.35	52.41	4.61	88.83
	9	4715	MS & AD INS GRP	8,113	7,718	76.62	78.86	3.28	92.12
	10	106	ISLAND INS CO GRP	7,723	7,829	42.78	43.74	3.12	95.24
			**STATE TOTAL **	247,146	244,430	55.93	56.31	100.00	100.00
Idaho	1	176	STATE FARM GRP	41,748	40,958	66.31	66.65	14.80	14.80
	2	842	FARM BUREAU GRP	32,153	30,539	69.16	70.62	11.40	26.20
	3	8	ALLSTATE INS GRP	31,679	31,324	43.98	44.11	11.23	37.43
	4	69	FARMERS INS GRP	30,772	31,978	60.54	60.56	10.91	48.33
	5	111	LIBERTY MUT GRP	26,693	25,149	55.35	55.47	9.46	57.80
	6	31	BERKSHIRE HATHAWAY GRP	21,163	20,327	72.58	72.80	7.50	65.30
	7	155	PROGRESSIVE GRP	20,274	20,020	66.91	67.00	7.19	72.48
	8	200	UNITED SERV AUTOMOBILE ASSN GRP	15,651	15,471	62.08	62.61	5.55	78.03
	9	473	AMERICAN FAMILY INS GRP	8,003	8,030	58.59	59.01	2.84	80.87
	10	140	NATIONWIDE CORP GRP	6,091	5,924	64.23	64.41	2.16	83.03
			**STATE TOTAL **	282,105	276,451	61.03	61.40	100.00	100.00
Illinois	1	176	STATE FARM GRP	772,072	753,012	75.57	75.67	29.76	29.76
	2	8	ALLSTATE INS GRP	345,651	339,113	43.12	43.62	13.33	43.09
	3	50	COUNTRY INS & FIN SERV GRP	198,103	196,858	56.77	56.82	7.64	50.73
	4	31	BERKSHIRE HATHAWAY GRP	142,710	138,144	75.85	75.95	5.50	56.23
	5	69	FARMERS INS GRP	122,535	125,477	60.89	60.96	4.72	60.95
	6	473	AMERICAN FAMILY INS GRP	111,435	111,360	56.02	56.26	4.30	65.25
	7	155	PROGRESSIVE GRP	109,813	108,653	64.70	64.97	4.23	69.48
	8	111	LIBERTY MUT GRP	91,550	87,733	51.66	51.92	3.53	73.01
	9	200	UNITED SERV AUTOMOBILE ASSN GRP	60,332	59,437	70.75	71.20	2.33	75.34
	10	241	METROPOLITAN GRP	51,256	50,765	49.80	49.86	1.98	77.31
			**STATE TOTAL **	2,593,897	2,550,844	62.08	62.33	100.00	100.00
Indiana	1	176	STATE FARM GRP	298,394	293,177	73.04	73.17	23.93	23.93
	2	542	INDIANA FARM BUREAU GRP	114,091	112,332	64.71	64.79	9.15	33.08
	3	155	PROGRESSIVE GRP	106,464	104,199	75.09	75.27	8.54	41.62
	4	8	ALLSTATE INS GRP	105,709	104,657	48.68	48.97	8.48	50.09
	5	31	BERKSHIRE HATHAWAY GRP	60,850	58,376	74.30	74.36	4.88	54.97
	6	473	AMERICAN FAMILY INS GRP	55,190	55,414	57.02	57.10	4.43	59.40
	7	111	LIBERTY MUT GRP	54,131	51,314	55.03	55.52	4.34	63.74
	8	213	ERIE INS GRP	38,951	36,706	66.49	66.74	3.12	66.86
	9	69	FARMERS INS GRP	36,552	37,596	60.90	60.96	2.93	69.79
	10	200	UNITED SERV AUTOMOBILE ASSN GRP	31,985	31,345	74.56	74.94	2.56	72.36
			**STATE TOTAL **	1,246,999	1,225,996	65.45	65.69	100.00	100.00

PROPERTY AND CASUALTY INSURANCE INDUSTRY
MARKET SHARE REPORT - TOTAL PREMIUM
BY GROUP
21.1 - PRIVATE PASSENGER AUTO PHYSICAL DAMAGE

May 15, 2014

STATE	Rank	Group/ Company Code	Group/ Company Name	Direct Premiums Written (000)	Direct Premiums Earned (000)	Direct Loss to EP Ratio	Direct Loss & DCC to EP Ratio	Market Share %	Cumulative Market Share %
Iowa	1	176	STATE FARM GRP	153,561	150,937	67.66	67.69	21.68	21.68
	2	155	PROGRESSIVE GRP	95,904	94,782	72.80	72.90	13.54	35.21
	3	140	NATIONWIDE CORP GRP	81,027	81,216	61.65	61.74	11.44	46.65
	4	513	IOWA FARM BUREAU GRP	56,257	55,432	56.90	56.95	7.94	54.59
	5	473	AMERICAN FAMILY INS GRP	47,620	47,262	53.84	53.86	6.72	61.32
	6	518	GRINNELL MUT GRP	32,393	31,880	64.25	64.30	4.57	65.89
	7	3991	IMT MUT HOLDING GRP	25,053	24,289	53.58	53.79	3.54	69.42
	8	31	BERKSHIRE HATHAWAY GRP	20,482	19,885	79.98	80.57	2.89	72.32
	9	8	ALLSTATE INS GRP	20,111	19,215	53.34	53.79	2.84	75.15
	10	280	AUTO OWNERS GRP	16,448	16,366	64.06	64.51	2.32	77.48
			**STATE TOTAL **	708,415	697,858	63.40	63.56	100.00	100.00
Kansas	1	176	STATE FARM GRP	156,291	153,854	73.24	73.28	21.01	21.01
	2	473	AMERICAN FAMILY INS GRP	98,322	97,400	62.87	62.90	13.21	34.22
	3	513	IOWA FARM BUREAU GRP	69,373	68,775	53.74	53.85	9.32	43.54
	4	155	PROGRESSIVE GRP	64,779	63,787	77.46	77.59	8.71	52.25
	5	69	FARMERS INS GRP	58,425	60,427	68.27	68.33	7.85	60.10
	6	200	UNITED SERV AUTOMOBILE ASSN GRP	42,866	42,106	74.66	75.05	5.76	65.86
	7	111	LIBERTY MUT GRP	33,130	31,403	55.96	56.05	4.45	70.32
	8	8	ALLSTATE INS GRP	32,941	31,621	60.32	60.59	4.43	74.74
	9	140	NATIONWIDE CORP GRP	32,147	30,829	59.98	60.07	4.32	79.07
	10	31	BERKSHIRE HATHAWAY GRP	29,189	28,320	77.10	77.36	3.92	82.99
			**STATE TOTAL **	744,036	731,662	66.74	66.91	100.00	100.00
Kentucky	1	176	STATE FARM GRP	178,876	174,006	68.82	68.87	22.12	22.12
	2	109	KENTUCKY FARM BUREAU GRP	163,036	164,378	66.07	66.21	20.16	42.28
	3	111	LIBERTY MUT GRP	64,467	61,416	48.94	49.18	7.97	50.25
	4	8	ALLSTATE INS GRP	59,496	58,298	50.56	50.94	7.36	57.61
	5	31	BERKSHIRE HATHAWAY GRP	46,997	45,446	61.90	61.97	5.81	63.42
	6	200	UNITED SERV AUTOMOBILE ASSN GRP	45,368	44,049	68.84	69.21	5.61	69.03
	7	155	PROGRESSIVE GRP	44,980	45,400	61.48	61.74	5.56	74.59
	8	140	NATIONWIDE CORP GRP	25,769	25,714	62.59	62.69	3.19	77.78
	9	175	STATE AUTO MUT GRP	20,357	20,787	50.74	50.88	2.52	80.30
	10	55	AUTOMOBILE CLUB MI GRP	15,607	15,633	57.30	56.11	1.93	82.23
			**STATE TOTAL **	808,690	796,241	61.04	61.19	100.00	100.00
Louisiana	1	176	STATE FARM GRP	404,449	398,932	90.20	90.42	31.07	31.07
	2	8	ALLSTATE INS GRP	182,775	182,018	46.25	46.42	14.04	45.11
	3	155	PROGRESSIVE GRP	164,703	163,571	78.48	78.61	12.65	57.76
	4	31	BERKSHIRE HATHAWAY GRP	114,528	111,317	77.25	77.36	8.80	66.56
	5	483	SOUTHERN FARM BUREAU CAS GRP	81,013	80,424	61.10	65.05	6.22	72.79
	6	200	UNITED SERV AUTOMOBILE ASSN GRP	65,961	64,914	68.52	68.90	5.07	77.85
	7	111	LIBERTY MUT GRP	65,875	61,805	58.72	58.93	5.06	82.91
	8	3596	AFFIRMATIVE INS GRP	32,797	31,925	62.96	64.61	2.52	85.43
	9	10685	GOAUTO INS CO	17,501	16,965	65.68	66.28	1.34	86.78
	10	123	SHELTER INS GRP	14,979	14,812	63.64	64.06	1.15	87.93
			**STATE TOTAL **	1,301,722	1,284,201	72.16	72.67	100.00	100.00
Maine	1	176	STATE FARM GRP	33,994	33,705	63.67	63.68	12.55	12.55
	2	155	PROGRESSIVE GRP	30,446	29,881	66.24	66.37	11.24	23.79
	3	111	LIBERTY MUT GRP	29,651	29,300	47.83	48.01	10.95	34.74
	4	8	ALLSTATE INS GRP	23,797	23,603	45.41	45.74	8.79	43.52
	5	31	BERKSHIRE HATHAWAY GRP	19,162	18,455	66.61	66.77	7.07	50.60
	6	200	UNITED SERV AUTOMOBILE ASSN GRP	13,171	13,190	55.73	56.09	4.86	55.46
	7	45	CONCORD GRP	13,124	12,616	73.41	73.44	4.85	60.31
	8	1275	QUINCY MUT GRP	10,742	10,373	43.17	43.23	3.97	64.27
	9	241	METROPOLITAN GRP	10,578	10,237	52.48	52.52	3.91	68.18
	10	3548	TRAVELERS GRP	8,667	8,384	56.41	56.49	3.20	71.38
			**STATE TOTAL **	270,854	267,391	56.13	56.38	100.00	100.00

PROPERTY AND CASUALTY INSURANCE INDUSTRY
MARKET SHARE REPORT - TOTAL PREMIUM
BY GROUP
21.1 - PRIVATE PASSENGER AUTO PHYSICAL DAMAGE

May 15, 2014

STATE	Rank	Group/ Company Code	Group/ Company Name	Direct Premiums Written (000)	Direct Premiums Earned (000)	Direct Loss to EP Ratio	Direct Loss & DCC to EP Ratio	Market Share %	Cumulative Market Share %
Maryland	1	31	BERKSHIRE HATHAWAY GRP	366,443	361,083	62.13	62.19	23.51	23.51
	2	176	STATE FARM GRP	286,755	282,738	72.55	72.69	18.40	41.91
	3	8	ALLSTATE INS GRP	217,305	215,785	47.15	47.33	13.94	55.85
	4	200	UNITED SERV AUTOMOBILE ASSN GRP	139,008	136,512	65.35	65.82	8.92	64.77
	5	140	NATIONWIDE CORP GRP	130,623	129,926	57.98	58.19	8.38	73.15
	6	213	ERIE INS GRP	104,227	104,864	56.57	56.74	6.69	79.83
	7	111	LIBERTY MUT GRP	85,142	81,564	59.21	59.31	5.46	85.30
	8	155	PROGRESSIVE GRP	70,581	70,214	63.30	63.41	4.53	89.82
	9	3548	TRAVELERS GRP	21,824	22,527	49.27	49.54	1.40	91.22
	10	91	HARTFORD FIRE & CAS GRP	15,997	15,457	70.14	70.00	1.03	92.25
			STATE TOTAL	1,558,686	1,541,054	60.94	61.12	100.00	100.00
Massachusetts	1	411	MAPFRE INS GRP	474,214	473,175	57.70	57.84	26.34	26.34
	2	111	LIBERTY MUT GRP	257,916	246,822	56.70	56.86	14.32	40.66
	3	188	SAFETY GRP	186,066	183,087	58.45	59.27	10.33	50.99
	4	586	ARBELLA INS GRP	156,201	149,943	56.04	56.55	8.67	59.67
	5	415	PLYMOUTH ROCK INS GRP	115,609	108,389	59.27	59.81	6.42	66.09
	6	241	METROPOLITAN GRP	85,779	83,146	56.49	56.85	4.76	70.85
	7	31	BERKSHIRE HATHAWAY GRP	76,075	67,682	74.11	74.26	4.22	75.08
	8	28	AMICA MUT GRP	60,056	59,592	59.90	62.52	3.34	78.41
	9	88	THE HANOVER INS GRP	56,733	55,794	54.14	54.29	3.15	81.56
	10	3548	TRAVELERS GRP	51,022	53,778	56.68	56.69	2.83	84.40
			STATE TOTAL	1,800,633	1,751,700	59.09	59.57	100.00	100.00
Michigan	1	55	AUTOMOBILE CLUB MI GRP	423,485	442,992	65.69	65.17	16.51	16.51
	2	176	STATE FARM GRP	404,710	404,496	81.60	81.71	15.78	32.28
	3	280	AUTO OWNERS GRP	281,304	277,316	66.04	66.41	10.97	43.25
	4	8	ALLSTATE INS GRP	265,390	251,445	56.19	56.45	10.35	53.60
	5	155	PROGRESSIVE GRP	187,456	179,920	65.39	65.53	7.31	60.90
	6	88	THE HANOVER INS GRP	178,909	180,190	60.73	60.94	6.97	67.88
	7	67	MICHIGAN FARM BUREAU GRP	130,510	126,296	69.05	69.58	5.09	72.96
	8	111	LIBERTY MUT GRP	113,117	103,635	56.61	56.75	4.41	77.37
	9	69	FARMERS INS GRP	69,559	75,404	67.23	67.37	2.71	80.08
	10	200	UNITED SERV AUTOMOBILE ASSN GRP	67,207	64,760	68.75	69.10	2.62	82.70
			STATE TOTAL	2,565,328	2,532,189	67.04	67.20	100.00	100.00
Minnesota	1	176	STATE FARM GRP	301,986	296,267	75.22	75.30	24.56	24.56
	2	473	AMERICAN FAMILY INS GRP	148,871	146,830	59.73	60.20	12.11	36.67
	3	155	PROGRESSIVE GRP	141,468	140,418	72.32	72.52	11.51	48.17
	4	69	FARMERS INS GRP	89,277	90,360	67.95	67.98	7.26	55.43
	5	8	ALLSTATE INS GRP	68,643	66,148	55.68	56.17	5.58	61.02
	6	111	LIBERTY MUT GRP	48,624	45,470	61.16	61.28	3.95	64.97
	7	280	AUTO OWNERS GRP	40,011	39,616	62.02	62.35	3.25	68.23
	8	200	UNITED SERV AUTOMOBILE ASSN GRP	38,158	37,183	71.34	71.87	3.10	71.33
	9	55	AUTOMOBILE CLUB MI GRP	29,987	31,487	74.97	74.76	2.44	73.77
	10	140	NATIONWIDE CORP GRP	28,720	27,969	67.96	68.31	2.34	76.10
			STATE TOTAL	1,229,567	1,208,285	67.97	68.24	100.00	100.00
Mississippi	1	176	STATE FARM GRP	175,476	173,199	112.66	112.79	26.33	26.33
	2	483	SOUTHERN FARM BUREAU CAS GRP	86,026	85,200	83.07	84.24	12.91	39.24
	3	8	ALLSTATE INS GRP	69,073	68,642	83.38	83.62	10.36	49.60
	4	155	PROGRESSIVE GRP	59,742	58,709	103.67	103.95	8.96	58.57
	5	31	BERKSHIRE HATHAWAY GRP	36,213	35,222	100.13	100.37	5.43	64.00
	6	140	NATIONWIDE CORP GRP	34,659	33,936	101.70	101.83	5.20	69.20
	7	200	UNITED SERV AUTOMOBILE ASSN GRP	31,656	31,108	88.80	89.24	4.75	73.95
	8	5	ALFA INS GRP	24,470	24,658	109.71	109.85	3.67	77.62
	9	111	LIBERTY MUT GRP	24,323	21,784	84.52	84.57	3.65	81.27
	10	123	SHELTER INS GRP	16,087	15,946	116.24	116.72	2.41	83.69
			STATE TOTAL	666,430	650,688	96.87	97.23	100.00	100.00

PROPERTY AND CASUALTY INSURANCE INDUSTRY
MARKET SHARE REPORT - TOTAL PREMIUM
BY GROUP
21.1 - PRIVATE PASSENGER AUTO PHYSICAL DAMAGE

May 15, 2014

STATE	Rank	Group/ Company Code	Group/ Company Name	Direct Premiums Written (000)	Direct Premiums Earned (000)	Direct Loss to EP Ratio	Direct Loss & DCC to EP Ratio	Market Share %	Cumulative Market Share %
Missouri	1	176	STATE FARM GRP	324,372	317,646	61.26	61.33	24.17	24.17
	2	473	AMERICAN FAMILY INS GRP	195,284	194,901	49.38	49.40	14.55	38.72
	3	111	LIBERTY MUT GRP	89,953	83,881	47.18	47.27	6.70	45.43
	4	155	PROGRESSIVE GRP	88,202	88,185	57.52	57.68	6.57	52.00
	5	31	BERKSHIRE HATHAWAY GRP	76,482	74,081	79.77	79.94	5.70	57.70
	6	123	SHELTER INS GRP	75,288	75,453	60.36	60.66	5.61	63.31
	7	69	FARMERS INS GRP	74,865	76,792	52.77	52.88	5.58	68.89
	8	1318	AUTO CLUB ENTERPRISES INS GRP	73,448	71,603	60.88	61.39	5.47	74.36
	9	8	ALLSTATE INS GRP	52,808	51,130	48.06	48.48	3.94	78.30
	10	200	UNITED SERV AUTOMOBILE ASSN GRP	52,550	51,740	60.38	60.75	3.92	82.21
			STATE TOTAL	1,341,933	1,323,061	57.30	57.50	100.00	100.00
Montana	1	176	STATE FARM GRP	57,403	56,172	65.69	65.70	22.02	22.02
	2	111	LIBERTY MUT GRP	32,566	31,237	55.39	55.43	12.49	34.51
	3	69	FARMERS INS GRP	29,147	29,387	56.70	56.72	11.18	45.69
	4	155	PROGRESSIVE GRP	24,922	24,158	68.97	69.04	9.56	55.25
	5	200	UNITED SERV AUTOMOBILE ASSN GRP	17,970	17,439	57.82	58.22	6.89	62.15
	6	4683	MOUNTAIN WEST FARM GRP	15,147	14,562	81.10	81.82	5.81	67.96
	7	8	ALLSTATE INS GRP	12,159	11,925	53.60	53.68	4.66	72.62
	8	91	HARTFORD FIRE & CAS GRP	10,693	10,512	53.57	53.73	4.10	76.72
	9	31	BERKSHIRE HATHAWAY GRP	10,263	9,651	62.86	62.98	3.94	80.66
	10	796	QBE INS GRP	7,773	7,456	63.14	66.09	2.98	83.64
			STATE TOTAL	260,683	255,531	61.63	61.93	100.00	100.00
Nebraska	1	176	STATE FARM GRP	110,298	108,792	82.51	82.63	24.27	24.27
	2	155	PROGRESSIVE GRP	46,300	45,285	75.59	75.62	10.19	34.45
	3	13889	FARMERS MUT INS CO OF NE	42,493	41,059	60.03	60.00	9.35	43.80
	4	513	IOWA FARM BUREAU GRP	37,516	36,549	69.39	69.45	8.25	52.06
	5	473	AMERICAN FAMILY INS GRP	35,010	34,851	74.47	74.49	7.70	59.76
	6	140	NATIONWIDE CORP GRP	27,852	27,041	80.44	80.54	6.13	65.89
	7	8	ALLSTATE INS GRP	20,369	19,772	71.23	71.44	4.48	70.37
	8	69	FARMERS INS GRP	19,370	20,491	74.26	74.35	4.26	74.63
	9	200	UNITED SERV AUTOMOBILE ASSN GRP	18,270	17,741	94.08	94.53	4.02	78.65
	10	31	BERKSHIRE HATHAWAY GRP	17,864	17,145	88.01	88.34	3.93	82.58
			STATE TOTAL	454,502	446,823	75.02	75.15	100.00	100.00
Nevada	1	176	STATE FARM GRP	89,344	88,904	69.26	69.31	16.51	16.51
	2	8	ALLSTATE INS GRP	65,780	65,387	47.55	48.10	12.16	28.67
	3	69	FARMERS INS GRP	60,015	61,546	59.55	59.64	11.09	39.76
	4	31	BERKSHIRE HATHAWAY GRP	54,829	52,499	61.15	61.54	10.13	49.89
	5	155	PROGRESSIVE GRP	52,663	52,141	67.64	67.82	9.73	59.63
	6	1278	CSAA INS GRP	38,852	38,502	47.09	47.07	7.18	66.81
	7	111	LIBERTY MUT GRP	31,927	29,692	56.43	57.17	5.90	72.71
	8	200	UNITED SERV AUTOMOBILE ASSN GRP	30,854	30,805	55.60	56.82	5.70	78.41
	9	473	AMERICAN FAMILY INS GRP	17,979	17,934	54.42	55.10	3.32	81.73
	10	91	HARTFORD FIRE & CAS GRP	15,472	15,453	58.73	58.96	2.86	84.59
			STATE TOTAL	541,089	535,496	57.71	58.09	100.00	100.00
New Hampshire	1	111	LIBERTY MUT GRP	41,668	40,509	47.80	48.01	12.63	12.63
	2	155	PROGRESSIVE GRP	37,221	36,088	63.70	63.82	11.28	23.91
	3	176	STATE FARM GRP	37,020	36,483	65.51	65.65	11.22	35.12
	4	8	ALLSTATE INS GRP	35,390	34,727	42.55	42.82	10.72	45.85
	5	31	BERKSHIRE HATHAWAY GRP	33,144	30,159	69.32	69.42	10.04	55.89
	6	200	UNITED SERV AUTOMOBILE ASSN GRP	18,677	17,921	56.34	56.73	5.66	61.55
	7	45	CONCORD GRP	12,818	12,228	63.56	63.59	3.88	65.44
	8	28	AMICA MUT GRP	12,168	12,138	50.80	52.17	3.69	69.12
	9	241	METROPOLITAN GRP	11,144	10,865	51.53	51.58	3.38	72.50
	10	88	THE HANOVER INS GRP	10,487	10,566	56.05	56.36	3.18	75.68
			STATE TOTAL	329,993	319,729	56.14	56.41	100.00	100.00

PROPERTY AND CASUALTY INSURANCE INDUSTRY
MARKET SHARE REPORT - TOTAL PREMIUM
BY GROUP
21.1 - PRIVATE PASSENGER AUTO PHYSICAL DAMAGE

May 15, 2014

STATE	Rank	Group/ Company Code	Group/ Company Name	Direct Premiums Written (000)	Direct Premiums Earned (000)	Direct Loss to EP Ratio	Direct Loss & DCC to EP Ratio	Market Share %	Cumulative Market Share %
New Jersey	1	31	BERKSHIRE HATHAWAY GRP	324,063	313,232	61.46	61.48	15.86	15.86
	2	8	ALLSTATE INS GRP	294,575	297,753	36.89	37.04	14.42	30.27
	3	708	NEW JERSEY MANUFACTURERS GRP	290,303	291,416	49.90	50.92	14.21	44.48
	4	1227	PALISADES GRP	162,889	162,737	50.68	50.86	7.97	52.45
	5	111	LIBERTY MUT GRP	154,591	151,783	59.58	59.66	7.56	60.02
	6	176	STATE FARM GRP	153,981	153,184	58.66	58.73	7.54	67.55
	7	155	PROGRESSIVE GRP	143,025	136,611	72.76	72.97	7.00	74.55
	8	200	UNITED SERV AUTOMOBILE ASSN GRP	135,169	130,749	32.00	32.21	6.61	81.16
	9	3548	TRAVELERS GRP	64,938	64,872	59.93	60.48	3.18	84.34
	10	69	FARMERS INS GRP	54,817	55,963	50.32	50.51	2.68	87.02
			STATE TOTAL	2,043,503	2,015,842	52.73	53.02	100.00	100.00
New Mexico	1	176	STATE FARM GRP	74,049	73,600	69.04	69.05	18.00	18.00
	2	69	FARMERS INS GRP	55,728	57,512	54.94	55.08	13.54	31.54
	3	31	BERKSHIRE HATHAWAY GRP	47,869	46,466	63.51	63.65	11.63	43.17
	4	8	ALLSTATE INS GRP	43,769	43,900	40.05	40.26	10.64	53.81
	5	200	UNITED SERV AUTOMOBILE ASSN GRP	39,124	39,085	63.31	63.87	9.51	63.32
	6	155	PROGRESSIVE GRP	37,040	36,612	69.83	70.05	9.00	72.32
	7	111	LIBERTY MUT GRP	23,067	21,569	53.11	53.20	5.61	77.92
	8	91	HARTFORD FIRE & CAS GRP	16,885	16,802	48.55	48.51	4.10	82.03
	9	169	SENTRY INS GRP	10,098	9,873	55.66	55.78	2.45	84.48
	10	513	IOWA FARM BUREAU GRP	10,052	10,020	52.76	52.97	2.44	86.92
			STATE TOTAL	411,493	409,587	57.62	57.89	100.00	100.00
New York	1	31	BERKSHIRE HATHAWAY GRP	1,082,289	1,057,118	65.91	65.92	29.15	29.15
	2	8	ALLSTATE INS GRP	569,083	567,366	51.49	51.84	15.33	44.48
	3	176	STATE FARM GRP	434,274	424,431	61.66	61.71	11.70	56.17
	4	111	LIBERTY MUT GRP	247,604	244,465	59.91	60.06	6.67	62.84
	5	155	PROGRESSIVE GRP	231,887	224,746	73.07	73.28	6.25	69.09
	6	3548	TRAVELERS GRP	188,082	186,261	59.72	59.93	5.07	74.15
	7	200	UNITED SERV AUTOMOBILE ASSN GRP	122,048	119,300	68.81	69.20	3.29	77.44
	8	140	NATIONWIDE CORP GRP	104,097	103,084	70.09	70.57	2.80	80.24
	9	2518	NYCM INS GRP	101,419	100,029	64.11	64.11	2.73	82.97
	10	241	METROPOLITAN GRP	80,285	81,521	55.64	55.72	2.16	85.14
			STATE TOTAL	3,712,963	3,654,075	61.69	61.77	100.00	100.00
North Carolina	1	140	NATIONWIDE CORP GRP	368,269	366,326	50.30	50.38	17.86	17.86
	2	176	STATE FARM GRP	286,712	280,959	59.03	59.06	13.90	31.76
	3	324	NORTH CAROLINA FARM BUREAU GRP	188,404	185,947	65.19	65.25	9.14	40.90
	4	8	ALLSTATE INS GRP	187,534	186,765	47.82	48.00	9.09	49.99
	5	31	BERKSHIRE HATHAWAY GRP	180,539	174,752	58.56	58.65	8.75	58.74
	6	200	UNITED SERV AUTOMOBILE ASSN GRP	151,294	147,316	73.45	73.90	7.34	66.08
	7	2538	AMTRUST NGH GRP	134,688	132,308	55.15	55.17	6.53	72.61
	8	155	PROGRESSIVE GRP	100,782	98,283	54.03	54.12	4.89	77.50
	9	111	LIBERTY MUT GRP	79,575	76,583	52.09	52.21	3.86	81.36
	10	213	ERIE INS GRP	67,115	63,347	57.08	57.31	3.25	84.61
			STATE TOTAL	2,062,315	2,020,768	56.28	56.42	100.00	100.00
North Dakota	1	176	STATE FARM GRP	30,883	30,281	56.74	56.81	13.91	13.91
	2	155	PROGRESSIVE GRP	25,227	24,806	64.37	64.45	11.36	25.27
	3	473	AMERICAN FAMILY INS GRP	24,043	23,719	41.82	41.85	10.83	36.09
	4	3500	NODAK MUT GRP	22,347	22,044	53.82	54.18	10.06	46.16
	5	796	QBE INS GRP	22,218	21,654	48.71	50.16	10.01	56.16
	6	200	UNITED SERV AUTOMOBILE ASSN GRP	9,678	9,390	64.81	65.20	4.36	60.52
	7	69	FARMERS INS GRP	8,054	7,883	48.56	48.55	3.63	64.15
	8	280	AUTO OWNERS GRP	7,861	7,986	52.08	52.48	3.54	67.69
	9	31	BERKSHIRE HATHAWAY GRP	7,482	7,120	63.47	64.11	3.37	71.06
	10	34606	CENTER MUT INS CO	6,992	6,952	84.53	84.58	3.15	74.21
			STATE TOTAL	222,063	217,112	55.14	55.43	100.00	100.00

PROPERTY AND CASUALTY INSURANCE INDUSTRY
MARKET SHARE REPORT - TOTAL PREMIUM
BY GROUP
21.1 - PRIVATE PASSENGER AUTO PHYSICAL DAMAGE

May 15, 2014

STATE	Rank	Group/ Company Code	Group/ Company Name	Direct Premiums Written (000)	Direct Premiums Earned (000)	Direct Loss to EP Ratio	Direct Loss & DCC to EP Ratio	Market Share %	Cumulative Market Share %
Ohio	1	176	STATE FARM GRP	471,711	463,034	65.87	66.01	19.84	19.84
	2	8	ALLSTATE INS GRP	267,196	262,282	46.21	46.43	11.24	31.07
	3	155	PROGRESSIVE GRP	264,309	263,472	69.00	69.14	11.11	42.19
	4	140	NATIONWIDE CORP GRP	219,744	218,620	56.36	56.59	9.24	51.43
	5	267	GRANGE MUT CAS GRP	132,340	129,724	55.19	55.22	5.57	56.99
	6	31	BERKSHIRE HATHAWAY GRP	127,282	122,889	71.52	71.61	5.35	62.35
	7	111	LIBERTY MUT GRP	110,292	104,009	50.67	50.90	4.64	66.98
	8	228	WESTFIELD GRP	70,182	69,546	50.57	50.74	2.95	69.94
	9	213	ERIE INS GRP	67,347	64,517	58.65	59.14	2.83	72.77
	10	200	UNITED SERV AUTOMOBILE ASSN GRP	60,991	59,225	68.49	69.00	2.56	75.33
			**STATE TOTAL **	2,377,986	2,338,379	59.31	59.52	100.00	100.00
Oklahoma	1	176	STATE FARM GRP	233,160	228,383	99.86	100.04	24.59	24.59
	2	69	FARMERS INS GRP	120,114	121,293	84.24	84.23	12.67	37.26
	3	8	ALLSTATE INS GRP	71,262	70,230	72.91	73.19	7.52	44.78
	4	111	LIBERTY MUT GRP	65,052	59,280	84.89	85.05	6.86	51.64
	5	200	UNITED SERV AUTOMOBILE ASSN GRP	61,852	60,524	102.44	102.79	6.52	58.16
	6	155	PROGRESSIVE GRP	60,426	59,029	85.82	85.97	6.37	64.53
	7	220	OKLAHOMA FARM BUREAU GRP	51,667	51,612	72.05	72.41	5.45	69.98
	8	31	BERKSHIRE HATHAWAY GRP	50,170	48,567	95.96	96.16	5.29	75.27
	9	123	SHELTER INS GRP	34,366	34,067	90.50	90.77	3.62	78.90
	10	1278	CSAA INS GRP	28,650	27,322	91.33	91.36	3.02	81.92
			**STATE TOTAL **	948,145	929,619	87.01	87.35	100.00	100.00
Oregon	1	176	STATE FARM GRP	141,272	139,861	65.88	65.87	22.04	22.04
	2	69	FARMERS INS GRP	71,217	73,398	62.48	62.47	11.11	33.16
	3	111	LIBERTY MUT GRP	69,938	66,580	56.80	56.87	10.91	44.07
	4	155	PROGRESSIVE GRP	60,258	60,179	69.22	69.58	9.40	53.47
	5	8	ALLSTATE INS GRP	59,266	58,307	48.97	49.37	9.25	62.72
	6	31	BERKSHIRE HATHAWAY GRP	38,342	36,211	79.27	79.44	5.98	68.70
	7	200	UNITED SERV AUTOMOBILE ASSN GRP	34,241	33,543	59.16	59.65	5.34	74.04
	8	50	COUNTRY INS & FIN SERV GRP	24,614	24,294	59.50	59.54	3.84	77.88
	9	473	AMERICAN FAMILY INS GRP	20,843	20,496	54.98	55.14	3.25	81.14
	10	140	NATIONWIDE CORP GRP	15,131	14,352	64.51	64.80	2.36	83.50
			**STATE TOTAL **	640,880	630,762	61.63	61.82	100.00	100.00
Pennsylvania	1	176	STATE FARM GRP	586,012	573,354	75.03	75.09	19.28	19.28
	2	213	ERIE INS GRP	436,874	425,383	61.63	61.83	14.38	33.66
	3	8	ALLSTATE INS GRP	395,764	393,997	53.09	53.40	13.02	46.68
	4	140	NATIONWIDE CORP GRP	323,635	325,102	63.70	63.91	10.65	57.33
	5	155	PROGRESSIVE GRP	229,858	226,698	67.82	68.00	7.56	64.89
	6	111	LIBERTY MUT GRP	186,884	177,859	58.82	58.99	6.15	71.04
	7	31	BERKSHIRE HATHAWAY GRP	180,969	176,523	69.07	69.15	5.95	77.00
	8	3548	TRAVELERS GRP	120,893	121,761	58.24	58.43	3.98	80.98
	9	200	UNITED SERV AUTOMOBILE ASSN GRP	97,739	95,671	65.58	65.97	3.22	84.19
	10	69	FARMERS INS GRP	49,698	48,571	72.97	73.40	1.64	85.83
			**STATE TOTAL **	3,039,025	2,988,690	64.01	64.23	100.00	100.00
Rhode Island	1	155	PROGRESSIVE GRP	31,685	30,798	71.47	71.72	13.38	13.38
	2	8	ALLSTATE INS GRP	29,493	29,762	47.05	47.42	12.46	25.84
	3	28	AMICA MUT GRP	27,746	26,511	72.06	73.23	11.72	37.56
	4	31	BERKSHIRE HATHAWAY GRP	26,558	25,858	76.31	76.38	11.22	48.78
	5	241	METROPOLITAN GRP	25,135	24,802	55.11	55.24	10.62	59.40
	6	111	LIBERTY MUT GRP	20,635	19,864	62.08	62.26	8.72	68.12
	7	140	NATIONWIDE CORP GRP	15,275	15,431	58.49	58.96	6.45	74.57
	8	200	UNITED SERV AUTOMOBILE ASSN GRP	14,356	13,975	75.00	75.40	6.06	80.63
	9	3548	TRAVELERS GRP	8,838	8,812	65.69	65.91	3.73	84.37
	10	411	MAPFRE INS GRP	7,934	7,793	78.31	78.62	3.35	87.72
			**STATE TOTAL **	236,731	232,488	64.92	65.31	100.00	100.00

PROPERTY AND CASUALTY INSURANCE INDUSTRY
MARKET SHARE REPORT - TOTAL PREMIUM
BY GROUP
21.1 - PRIVATE PASSENGER AUTO PHYSICAL DAMAGE

May 15, 2014

STATE	Rank	Group/ Company Code	Group/ Company Name	Direct Premiums Written (000)	Direct Premiums Earned (000)	Direct Loss to EP Ratio	Direct Loss & DCC to EP Ratio	Market Share %	Cumulative Market Share %
South Carolina	1	176	STATE FARM GRP	252,782	249,176	69.75	69.86	23.42	23.42
	2	8	ALLSTATE INS GRP	173,966	172,436	48.68	49.01	16.12	39.54
	3	140	NATIONWIDE CORP GRP	107,332	106,429	62.41	62.51	9.94	49.48
	4	31	BERKSHIRE HATHAWAY GRP	105,735	101,767	67.23	67.36	9.80	59.28
	5	200	UNITED SERV AUTOMOBILE ASSN GRP	101,735	99,419	62.99	63.46	9.43	68.70
	6	155	PROGRESSIVE GRP	60,330	58,305	62.54	62.69	5.59	74.29
	7	111	LIBERTY MUT GRP	52,454	48,179	52.71	52.86	4.86	79.15
	8	533	SOUTH CAROLINA FARM BUREAU MUT GRP	43,156	42,479	59.12	59.40	4.00	83.15
	9	3548	TRAVELERS GRP	34,056	33,485	51.73	52.11	3.16	86.31
	10	280	AUTO OWNERS GRP	18,350	17,854	58.13	58.38	1.70	88.01
			STATE TOTAL	1,079,329	1,055,038	60.72	60.95	100.00	100.00
South Dakota	1	176	STATE FARM GRP	40,459	39,581	117.77	117.84	18.18	18.18
	2	155	PROGRESSIVE GRP	29,189	28,853	93.52	93.63	13.12	31.30
	3	473	AMERICAN FAMILY INS GRP	25,755	25,710	87.86	87.88	11.58	42.88
	4	69	FARMERS INS GRP	11,447	11,732	80.92	80.95	5.14	48.02
	5	205	DE SMET INS GRP	10,759	10,610	87.42	87.63	4.84	52.86
	6	140	NATIONWIDE CORP GRP	10,266	9,687	74.55	74.69	4.61	57.47
	7	513	IOWA FARM BUREAU GRP	9,421	8,766	108.53	108.58	4.23	61.71
	8	200	UNITED SERV AUTOMOBILE ASSN GRP	9,263	9,038	132.57	133.04	4.16	65.87
	9	13889	FARMERS MUT INS CO OF NE	9,137	8,549	71.10	71.11	4.11	69.98
	10	31	BERKSHIRE HATHAWAY GRP	6,238	6,020	105.82	106.46	2.80	72.78
			STATE TOTAL	222,496	218,257	95.77	96.04	100.00	100.00
Tennessee	1	176	STATE FARM GRP	333,381	327,787	61.46	61.49	23.79	23.79
	2	694	TENNESSEE FARMERS GRP	287,908	285,342	57.52	58.04	20.54	44.33
	3	8	ALLSTATE INS GRP	99,275	97,101	49.74	50.12	7.08	51.41
	4	31	BERKSHIRE HATHAWAY GRP	89,224	85,958	70.07	70.13	6.37	57.78
	5	200	UNITED SERV AUTOMOBILE ASSN GRP	76,144	74,116	62.05	62.45	5.43	63.21
	6	111	LIBERTY MUT GRP	76,130	69,531	51.23	51.53	5.43	68.65
	7	155	PROGRESSIVE GRP	66,300	63,941	59.31	59.52	4.73	73.38
	8	140	NATIONWIDE CORP GRP	64,913	63,438	56.19	56.32	4.63	78.01
	9	3548	TRAVELERS GRP	34,228	35,029	49.39	49.48	2.44	80.45
	10	69	FARMERS INS GRP	31,951	32,541	56.17	56.23	2.28	82.73
			STATE TOTAL	1,401,494	1,368,914	57.80	58.05	100.00	100.00
Texas	1	176	STATE FARM GRP	1,201,040	1,186,807	71.25	71.29	18.00	18.00
	2	8	ALLSTATE INS GRP	845,744	815,926	50.14	50.31	12.68	30.68
	3	69	FARMERS INS GRP	768,831	774,312	56.09	56.23	11.52	42.21
	4	155	PROGRESSIVE GRP	579,271	573,292	63.47	63.64	8.68	50.89
	5	200	UNITED SERV AUTOMOBILE ASSN GRP	556,704	545,028	65.57	66.03	8.34	59.23
	6	31	BERKSHIRE HATHAWAY GRP	534,113	508,069	72.52	72.67	8.01	67.24
	7	809	TEXAS FARM BUREAU MUT GRP	270,994	265,859	72.77	72.86	4.06	71.30
	8	3179	HOME STATE INS GRP	237,385	216,959	61.15	62.26	3.56	74.86
	9	140	NATIONWIDE CORP GRP	231,445	224,312	66.53	66.84	3.47	78.33
	10	111	LIBERTY MUT GRP	203,793	192,546	64.01	64.12	3.05	81.38
			STATE TOTAL	6,671,246	6,513,018	62.63	63.00	100.00	100.00
Utah	1	176	STATE FARM GRP	86,979	85,204	73.58	73.54	16.79	16.79
	2	8	ALLSTATE INS GRP	70,560	69,325	52.49	52.77	13.62	30.42
	3	69	FARMERS INS GRP	63,521	64,456	60.10	60.14	12.27	42.68
	4	31	BERKSHIRE HATHAWAY GRP	35,295	34,496	75.13	75.39	6.82	49.50
	5	155	PROGRESSIVE GRP	32,250	31,834	69.16	69.26	6.23	55.73
	6	200	UNITED SERV AUTOMOBILE ASSN GRP	27,943	27,422	59.93	60.53	5.40	61.12
	7	473	AMERICAN FAMILY INS GRP	25,371	24,775	59.89	59.91	4.90	66.02
	8	13471	BEAR RIVER MUT INS CO	25,306	24,508	75.43	75.43	4.89	70.91
	9	111	LIBERTY MUT GRP	22,877	21,300	56.23	56.29	4.42	75.33
	10	140	NATIONWIDE CORP GRP	17,587	17,510	58.49	58.63	3.40	78.72
			STATE TOTAL	517,888	508,304	63.30	63.48	100.00	100.00

PROPERTY AND CASUALTY INSURANCE INDUSTRY
MARKET SHARE REPORT - TOTAL PREMIUM
BY GROUP
21.1 - PRIVATE PASSENGER AUTO PHYSICAL DAMAGE

May 15, 2014

STATE	Rank	Group/ Company Code	Group/ Company Name	Direct Premiums Written (000)	Direct Premiums Earned (000)	Direct Loss to EP Ratio	Direct Loss & DCC to EP Ratio	Market Share %	Cumulative Market Share %
Vermont	1	155	PROGRESSIVE GRP	21,151	20,893	66.29	66.37	13.79	13.79
	2	31	BERKSHIRE HATHAWAY GRP	18,942	18,256	70.35	70.62	12.35	26.15
	3	111	LIBERTY MUT GRP	14,060	13,553	50.59	50.68	9.17	35.31
	4	8	ALLSTATE INS GRP	12,540	12,418	40.27	41.15	8.18	43.49
	5	176	STATE FARM GRP	11,247	11,308	55.88	55.92	7.33	50.83
	6	45	CONCORD GRP	9,286	9,086	59.98	60.08	6.06	56.88
	7	200	UNITED SERV AUTOMOBILE ASSN GRP	7,539	7,366	60.01	60.40	4.92	61.80
	8	140	NATIONWIDE CORP GRP	6,842	6,854	52.54	52.61	4.46	66.26
	9	91	HARTFORD FIRE & CAS GRP	6,737	6,777	54.26	54.03	4.39	70.65
	10	234	VERMONT MUT GRP	6,266	6,129	52.38	52.41	4.09	74.74
			**STATE TOTAL **	153,347	151,254	57.87	58.13	100.00	100.00
Virginia	1	31	BERKSHIRE HATHAWAY GRP	319,581	314,934	60.68	60.74	16.65	16.65
	2	176	STATE FARM GRP	312,829	309,363	67.09	67.12	16.30	32.94
	3	200	UNITED SERV AUTOMOBILE ASSN GRP	285,016	280,494	60.53	61.03	14.85	47.79
	4	8	ALLSTATE INS GRP	210,356	207,163	46.35	46.49	10.96	58.75
	5	140	NATIONWIDE CORP GRP	174,412	175,219	58.00	58.16	9.09	67.84
	6	155	PROGRESSIVE GRP	143,271	142,811	62.38	62.47	7.46	75.30
	7	213	ERIE INS GRP	68,212	67,018	58.11	58.31	3.55	78.85
	8	111	LIBERTY MUT GRP	67,975	63,507	52.37	52.46	3.54	82.39
	9	203	VIRGINIA FARM BUREAU GRP	46,797	47,094	56.12	56.41	2.44	84.83
	10	3548	TRAVELERS GRP	35,776	35,576	51.09	51.12	1.86	86.70
			**STATE TOTAL **	1,919,601	1,891,802	59.05	59.24	100.00	100.00
Washington	1	176	STATE FARM GRP	193,487	191,015	68.02	68.44	14.83	14.83
	2	8	ALLSTATE INS GRP	141,915	140,354	51.17	51.46	10.88	25.70
	3	111	LIBERTY MUT GRP	137,901	128,635	45.29	45.41	10.57	36.27
	4	200	UNITED SERV AUTOMOBILE ASSN GRP	120,787	117,874	56.85	57.35	9.26	45.53
	5	69	FARMERS INS GRP	107,551	108,538	55.49	55.66	8.24	53.77
	6	155	PROGRESSIVE GRP	106,622	105,676	61.05	61.23	8.17	61.94
	7	31	BERKSHIRE HATHAWAY GRP	101,999	100,809	57.75	57.87	7.82	69.76
	8	24341	PEMCO MUT INS CO	78,806	78,675	56.62	56.72	6.04	75.79
	9	91	HARTFORD FIRE & CAS GRP	44,519	44,462	58.99	58.82	3.41	79.21
	10	473	AMERICAN FAMILY INS GRP	40,257	38,759	58.45	58.60	3.09	82.29
			**STATE TOTAL **	1,304,935	1,281,027	56.83	57.08	100.00	100.00
West Virginia	1	176	STATE FARM GRP	130,086	129,217	63.73	63.73	27.03	27.03
	2	140	NATIONWIDE CORP GRP	71,174	72,155	50.99	51.06	14.79	41.82
	3	213	ERIE INS GRP	63,970	61,184	53.65	53.86	13.29	55.11
	4	8	ALLSTATE INS GRP	40,741	40,339	45.87	46.04	8.47	63.58
	5	31	BERKSHIRE HATHAWAY GRP	34,053	32,785	63.70	63.76	7.08	70.65
	6	111	LIBERTY MUT GRP	22,555	21,653	49.81	49.92	4.69	75.34
	7	155	PROGRESSIVE GRP	19,578	19,144	60.35	60.92	4.07	79.41
	8	200	UNITED SERV AUTOMOBILE ASSN GRP	18,220	17,669	64.37	64.67	3.79	83.19
	9	91	HARTFORD FIRE & CAS GRP	14,849	14,876	64.01	63.78	3.09	86.28
	10	228	WESTFIELD GRP	13,671	13,637	45.48	45.73	2.84	89.12
			**STATE TOTAL **	481,258	474,654	56.71	56.81	100.00	100.00
Wisconsin	1	473	AMERICAN FAMILY INS GRP	237,655	235,453	55.80	55.89	21.70	21.70
	2	176	STATE FARM GRP	158,037	153,659	73.18	73.18	14.43	36.13
	3	155	PROGRESSIVE GRP	144,795	143,257	74.43	74.66	13.22	49.36
	4	8	ALLSTATE INS GRP	45,320	43,045	54.24	54.61	4.14	53.50
	5	31	BERKSHIRE HATHAWAY GRP	42,842	40,981	76.46	76.55	3.91	57.41
	6	14184	ACUITY A MUT INS CO	39,716	37,744	56.51	56.59	3.63	61.04
	7	15350	WEST BEND MUT INS CO	34,462	32,067	58.71	58.42	3.15	64.18
	8	69	FARMERS INS GRP	31,548	33,333	60.52	60.64	2.88	67.06
	9	111	LIBERTY MUT GRP	30,848	29,064	54.41	54.49	2.82	69.88
	10	200	UNITED SERV AUTOMOBILE ASSN GRP	23,515	22,897	71.70	72.14	2.15	72.03
			**STATE TOTAL **	1,095,042	1,074,277	63.91	64.10	100.00	100.00

PROPERTY AND CASUALTY INSURANCE INDUSTRY
MARKET SHARE REPORT - TOTAL PREMIUM
BY GROUP
21.1 - PRIVATE PASSENGER AUTO PHYSICAL DAMAGE

May 15, 2014

STATE	Rank	Group/ Company Code	Group/ Company Name	Direct Premiums Written (000)	Direct Premiums Earned (000)	Direct Loss to EP Ratio	Direct Loss & DCC to EP Ratio	Market Share %	Cumulative Market Share %
Wyoming	1	176	STATE FARM GRP	40,122	39,661	80.73	80.77	23.29	23.29
	2	69	FARMERS INS GRP	22,404	22,785	59.36	59.34	13.01	36.30
	3	155	PROGRESSIVE GRP	21,623	21,218	80.71	80.76	12.55	48.85
	4	4683	MOUNTAIN WEST FARM GRP	19,455	18,967	77.19	78.13	11.29	60.14
	5	31	BERKSHIRE HATHAWAY GRP	12,759	12,443	68.17	68.60	7.41	67.55
	6	111	LIBERTY MUT GRP	11,605	11,179	65.07	65.10	6.74	74.29
	7	200	UNITED SERV AUTOMOBILE ASSN GRP	10,462	10,299	70.61	71.03	6.07	80.36
	8	8	ALLSTATE INS GRP	9,318	9,156	44.87	44.98	5.41	85.77
	9	140	NATIONWIDE CORP GRP	5,985	5,887	65.42	65.83	3.47	89.24
	10	91	HARTFORD FIRE & CAS GRP	4,045	4,252	59.16	59.11	2.35	91.59
			STATE TOTAL	172,260	169,949	70.29	70.57	100.00	100.00
Guam	1	12	AMERICAN INTL GRP	10,777	9,382	25.05	30.78	28.26	28.26
	2	13597	CHUNG KUO INS CO LTD	8,325	8,122	49.00	51.85	21.83	50.09
	3	200	UNITED SERV AUTOMOBILE ASSN GRP	6,020	5,919	33.75	33.93	15.79	65.88
	4	4672	DONGBU INS GRP	3,407	3,374	46.67	50.50	8.93	74.81
	5	3098	TOKIO MARINE HOLDINGS INC GRP	3,002	2,843	29.57	33.35	7.87	82.69
	6	10972	FIRST NET INS CO	1,790	1,912	41.73	47.95	4.70	87.38
	7	18380	PACIFIC IND INS CO	1,662	1,618	31.25	31.25	4.36	91.74
	8	4715	MS & AD INS GRP	1,585	1,461	55.26	55.26	4.16	95.90
	9	12633	CENTURY INS CO GU LTD	833	821	34.79	34.14	2.19	98.08
	10	31658	ISLAND HOME INS CO	696	693	26.93	26.93	1.83	99.91
			STATE TOTAL	38,133	36,161	36.86	39.98	100.00	100.00
Puerto Rico	1	71	UNIVERSAL INS CO GRP	105,612	105,849	64.23	63.29	39.32	39.32
	2	3526	COOPERATIVA DE SEGUROS MULTIPLES GRP	105,458	99,939	73.25	73.77	39.26	78.59
	3	411	MAPFRE INS GRP	32,035	33,650	60.52	60.82	11.93	90.51
	4	796	QBE INS GRP	10,421	10,210	66.33	66.24	3.88	94.39
	5	4802	TRIPLE S GRP	9,670	9,722	58.18	61.07	3.60	97.99
	6	200	UNITED SERV AUTOMOBILE ASSN GRP	2,254	2,327	30.88	31.05	0.84	98.83
	7	26778	INTEGRAND ASSUR CO	1,446	1,405	44.19	45.11	0.54	99.37
	8	4804	MULTINATIONAL GRP	1,215	1,222	68.44	73.08	0.45	99.82
	9	12	AMERICAN INTL GRP	466	465	43.75	51.96	0.17	100.00
	10	10308	ANTILLES INS CO	8	12	- 50.01	- 41.55	0.00	100.00
			STATE TOTAL	268,585	264,801	66.60	66.60	100.00	100.00
U.S. Virgin Islands	1	4706	LOCKHART CO GRP	3,363	3,407	44.84	48.74	50.93	50.93
	2	200	UNITED SERV AUTOMOBILE ASSN GRP	2,157	2,142	77.78	78.00	32.67	83.60
	3	161	TOPA EQUITIES LTD GRP	494	527	42.56	46.71	7.48	91.08
	4	411	MAPFRE INS GRP	465	498	117.48	124.46	7.04	98.11
	5	3526	COOPERATIVA DE SEGUROS MULTIPLES GRP	125	126	79.06	91.64	1.89	100.00
			STATE TOTAL	6,603	6,700	61.22	64.36	100.00	100.00
Northern Mariana Islands	1	4672	DONGBU INS GRP	233	223	59.97	70.85	38.19	38.19
	2	10972	FIRST NET INS CO	183	170	39.70	52.87	29.94	68.14
	3	18380	PACIFIC IND INS CO	89	85	22.99	22.99	14.58	82.72
	4	3098	TOKIO MARINE HOLDINGS INC GRP	86	69	19.71	26.95	14.09	96.81
	5	200	UNITED SERV AUTOMOBILE ASSN GRP	19	20	2.46	2.66	3.19	100.00
			STATE TOTAL	610	568	41.44	50.56	100.00	100.00
Canada	1	176	STATE FARM GRP	218,122	218,041	69.79	69.96	99.86	99.86
	2	79	ALLY INS HOLDINGS GRP	244	8,123	39.42	37.88	0.11	99.97
	3	91	HARTFORD FIRE & CAS GRP	78	73	23.85	23.96	0.04	100.00
			STATE TOTAL	218,436	226,237	68.69	68.79	100.00	100.00

PROPERTY AND CASUALTY INSURANCE INDUSTRY
MARKET SHARE REPORT - TOTAL PREMIUM
BY GROUP
21.1 - PRIVATE PASSENGER AUTO PHYSICAL DAMAGE

May 15, 2014

STATE	Rank	Group/ Company Code	Group/ Company Name	Direct Premiums Written (000)	Direct Premiums Earned (000)	Direct Loss to EP Ratio	Direct Loss & DCC to EP Ratio	Market Share %	Cumulative Market Share %
Aggregate Other Alien	1	200	UNITED SERV AUTOMOBILE ASSN GRP	30,963	32,720	35.18	35.39	43.88	43.88
	2	12	AMERICAN INTL GRP	21,202	373	14972.33	15490.48	30.05	73.92
	3	155	PROGRESSIVE GRP	9,674	8,477	74.30	80.96	13.71	87.63
	4	3678	AMERICAN INDEPENDENT INS GRP	6,789	7,325	19.93	19.93	9.62	97.25
	5	98	WR BERKLEY CORP GRP	1,799	1,716	12.32	12.32	2.55	99.80
	6	10972	FIRST NET INS CO	75	66	12.59	14.86	0.11	99.91
	7	18380	PACIFIC IND INS CO	41	38	63.16	63.16	0.06	99.96
	8	3526	COOPERATIVA DE SEGUROS MULTIPLES GRP	13	8	- 4.25	- 4.25	0.02	99.98
	9	4672	DONGBU INS GRP	12	13	21.98	27.40	0.02	100.00
			STATE TOTAL	70,568	50,737	148.45	153.51	100.00	100.00

Total Private Passenger Auto

PROPERTY AND CASUALTY INSURANCE INDUSTRY
MARKET SHARE REPORT - TOTAL PREMIUM
BY GROUP
TOTAL PRIVATE PASSENGER AUTO

May 15, 2014

STATE	Rank	Group/ Company Code	Group/ Company Name	Direct Premiums Written (000)	Direct Premiums Earned (000)	Direct Loss to EP Ratio	Direct Loss & DCC to EP Ratio	Market Share %	Cumulative Market Share %
Countrywide	1	176	STATE FARM GRP	33,610,201	33,165,426	67.38	71.49	18.48	18.48
	2	31	BERKSHIRE HATHAWAY GRP	18,622,626	18,129,967	68.71	71.23	10.24	28.73
	3	8	ALLSTATE INS GRP	18,067,452	17,870,787	64.63	67.83	9.94	38.66
	4	155	PROGRESSIVE GRP	15,373,142	15,148,558	63.81	65.41	8.45	47.12
	5	69	FARMERS INS GRP	9,880,905	10,056,136	58.89	60.84	5.43	52.55
	6	200	UNITED SERV AUTOMOBILE ASSN GRP	9,167,242	8,982,492	72.97	75.17	5.04	57.59
	7	111	LIBERTY MUT GRP	9,036,455	8,647,228	63.07	66.53	4.97	62.56
	8	140	NATIONWIDE CORP GRP	7,279,835	7,243,892	65.47	66.68	4.00	66.57
	9	473	AMERICAN FAMILY INS GRP	3,441,682	3,408,798	65.52	67.41	1.89	68.46
	10	3548	TRAVELERS GRP	3,178,692	3,218,596	59.93	61.85	1.75	70.21
	11	91	HARTFORD FIRE & CAS GRP	2,350,105	2,315,771	64.32	65.87	1.29	71.50
	12	1318	AUTO CLUB ENTERPRISES INS GRP	2,331,835	2,302,508	60.21	61.78	1.28	72.78
	13	213	ERIE INS GRP	2,219,541	2,150,634	65.32	67.51	1.22	74.00
	14	241	METROPOLITAN GRP	2,207,198	2,129,279	60.38	62.29	1.21	75.22
	15	660	MERCURY GEN GRP	2,134,485	2,132,217	62.28	66.08	1.17	76.39
	16	1278	CSAA INS GRP	2,007,160	2,005,718	66.50	68.25	1.10	77.49
	17	280	AUTO OWNERS GRP	1,778,653	1,745,625	75.19	78.99	0.98	78.47
	18	55	AUTOMOBILE CLUB MI GRP	1,566,824	1,568,827	78.48	81.61	0.86	79.33
	19	411	MAPFRE INS GRP	1,517,680	1,492,627	64.89	66.36	0.83	80.17
	20	3495	INFINITY PROP & CAS INS GRP	1,254,502	1,230,810	65.00	67.63	0.69	80.86
	21	2538	AMTRUST NGH GRP	1,196,473	1,213,701	63.77	65.11	0.66	81.52
	22	28	AMICA MUT GRP	1,082,306	1,067,287	64.98	68.32	0.60	82.11
	23	50	COUNTRY INS & FIN SERV GRP	969,705	967,484	60.76	62.20	0.53	82.64
	24	88	THE HANOVER INS GRP	963,371	982,946	65.52	67.39	0.53	83.17
	25	708	NEW JERSEY MANUFACTURERS GRP	943,938	927,018	60.60	67.37	0.52	83.69
	26	215	KEMPER CORP GRP	909,521	957,665	62.69	63.31	0.50	84.19
	27	169	SENTRY INS GRP	897,890	900,178	69.41	71.39	0.49	84.69
	28	5	ALFA INS GRP	725,571	709,739	64.62	66.68	0.40	85.09
	29	483	SOUTHERN FARM BUREAU CAS GRP	714,668	708,844	72.38	74.94	0.39	85.48
	30	123	SHELTER INS GRP	710,944	708,012	67.17	69.02	0.39	85.87
	31	4	AMERIPRISE FIN GRP	636,059	627,195	78.71	82.26	0.35	86.22
	32	3179	HOME STATE INS GRP	608,953	567,875	64.99	68.12	0.33	86.55
	33	175	STATE AUTO MUT GRP	599,672	595,042	65.24	67.16	0.33	86.88
	34	694	TENNESSEE FARMERS GRP	583,933	579,583	64.92	67.15	0.32	87.21
	35	809	TEXAS FARM BUREAU MUT GRP	570,737	560,844	71.05	72.34	0.31	87.52
	36	267	GRANGE MUT CAS GRP	569,011	562,091	65.69	67.75	0.31	87.83
	37	1227	PALISADES GRP	539,052	537,417	59.50	60.22	0.30	88.13
	38	244	CINCINNATI FIN GRP	476,066	458,322	65.85	67.87	0.26	88.39
	39	109	KENTUCKY FARM BUREAU GRP	467,918	474,024	69.19	71.28	0.26	88.65
	40	188	SAFETY GRP	467,430	464,505	58.73	60.66	0.26	88.91
	41	4762	ORPHEUS GRP	460,744	480,800	68.52	72.61	0.25	89.16
	42	324	NORTH CAROLINA FARM BUREAU GRP	459,393	456,835	64.53	65.16	0.25	89.41
	43	3702	LOYA GRP	448,315	449,414	59.54	63.01	0.25	89.66
	44	513	IOWA FARM BUREAU GRP	447,394	445,124	61.51	62.20	0.25	89.90
	45	38	CHUBB INC GRP	434,967	420,144	51.40	52.91	0.24	90.14
	46	408	AMERICAN NATL FIN GRP	413,483	412,352	65.95	68.22	0.23	90.37
	47	1213	DIRECT GEN GRP	405,009	389,832	64.71	66.62	0.22	90.59
	48	586	ARBELLA INS GRP	403,106	395,450	58.99	61.52	0.22	90.81
	49	300	HORACE MANN GRP	374,210	369,876	61.36	62.51	0.21	91.02
	50	228	WESTFIELD GRP	329,650	325,865	56.99	59.32	0.18	91.20
	51	67	MICHIGAN FARM BUREAU GRP	328,893	318,428	60.11	64.08	0.18	91.38
	52	415	PLYMOUTH ROCK INS GRP	308,716	290,156	61.00	62.69	0.17	91.55
	53	10683	WAWANESA GEN INS CO	306,113	297,135	76.38	79.86	0.17	91.72
	54	3596	AFFIRMATIVE INS GRP	304,007	284,776	70.58	72.72	0.17	91.89
	55	257	SAFEWAY INS GRP	302,204	289,561	63.68	66.52	0.17	92.05
	56	10807	ACCC INS CO	293,599	274,128	65.40	71.42	0.16	92.22
	57	2518	NYCM INS GRP	291,320	294,049	63.77	65.87	0.16	92.38
	58	25405	SAFE AUTO INS CO	286,481	286,087	63.90	64.48	0.16	92.53
	59	3678	AMERICAN INDEPENDENT INS GRP	267,312	259,030	65.60	68.70	0.15	92.68
	60	796	QBE INS GRP	265,043	278,927	71.23	73.52	0.15	92.83
	61	3489	DELEK GRP	250,527	246,952	63.51	64.61	0.14	92.96
	62	24341	PEMCO MUT INS CO	247,850	238,941	62.35	63.87	0.14	93.10
	63	542	INDIANA FARM BUREAU GRP	247,443	245,958	63.53	66.59	0.14	93.24
	64	10920	ALLIANCE UNITED INS CO	243,046	220,535	68.97	75.01	0.13	93.37
	65	33	CALIFORNIA CAS MGMT GRP	241,409	236,849	64.13	67.58	0.13	93.50
	66	1235	UNITED AUTOMOBILE INS GRP	240,409	239,470	43.89	48.64	0.13	93.63

PROPERTY AND CASUALTY INSURANCE INDUSTRY
MARKET SHARE REPORT - TOTAL PREMIUM
BY GROUP
TOTAL PRIVATE PASSENGER AUTO

May 15, 2014

STATE	Rank	Group/ Company Code	Group/ Company Name	Direct Premiums Written (000)	Direct Premiums Earned (000)	Direct Loss to EP Ratio	Direct Loss & DCC to EP Ratio	Market Share %	Cumulative Market Share %
Countrywide	67	250	DONEGAL GRP	239,578	237,890	68.95	71.42	0.13	93.77
	68	311	MAIN STREET AMER GRP	222,061	232,910	68.25	70.52	0.12	93.89
	69	210	TITUS GRP	218,198	242,130	58.37	58.44	0.12	94.01
	70	11711	ACCESS INS CO	209,770	217,455	86.77	86.88	0.12	94.12
	71	3703	TOWER GRP	208,804	213,883	59.36	62.62	0.11	94.24
	72	153	PEKIN INS GRP	195,169	188,306	66.21	67.84	0.11	94.35
	73	40150	MGA INS CO INC	191,492	191,224	56.58	62.34	0.11	94.45
	74	291	MOTORISTS MUT GRP	190,502	183,482	59.62	61.33	0.10	94.56
	75	561	GEORGIA FARM BUREAU GRP	187,599	183,471	58.96	61.26	0.10	94.66
	76	1309	FRANKENMUTH GRP	182,831	178,597	67.52	69.90	0.10	94.76
	77	271	PENNSYLVANIA NATL INS GRP	179,359	172,215	61.79	64.17	0.10	94.86
	78	10730	AMERICAN ACCESS CAS CO	176,060	161,338	61.32	66.69	0.10	94.96
	79	3362	FIRST ACCEPTANCE INS GRP	175,749	175,207	59.70	63.12	0.10	95.05
	80	12541	WINDHAVEN INS CO	173,282	159,987	47.67	53.96	0.10	95.15
	81	36	CENTRAL MUT INS CO GRP	166,291	164,071	64.66	66.01	0.09	95.24
	82	19	ASSURANT INC GRP	164,824	166,026	37.14	37.61	0.09	95.33
	83	14184	ACUITY A MUT INS CO	163,649	155,882	54.93	56.65	0.09	95.42
	84	333	MUTUAL OF ENUMCLAW GRP	159,166	156,064	66.76	69.68	0.09	95.51
	85	785	MARKEL CORP GRP	157,494	88,079	45.20	44.78	0.09	95.59
	86	12	AMERICAN INTL GRP	155,687	325,332	12.08	12.59	0.09	95.68
	87	242	SELECTIVE INS GRP	154,621	155,329	66.96	70.36	0.09	95.76
	88	15350	WEST BEND MUT INS CO	150,678	140,886	55.10	56.21	0.08	95.85
	89	518	GRINNELL MUT GRP	147,363	144,833	57.79	58.96	0.08	95.93
	90	171	GERMANIA INS GRP	145,085	140,582	59.22	60.98	0.08	96.01
	91	761	ALLIANZ INS GRP	140,806	138,476	54.06	55.96	0.08	96.09
	92	4051	OCEAN HARBOR GRP	136,094	138,416	59.53	60.89	0.07	96.16
	93	201	UTICA GRP	134,138	131,562	60.38	64.19	0.07	96.23
	94	3526	COOPERATIVA DE SEGUROS MULTIPLES GRP	130,959	125,817	71.52	72.91	0.07	96.31
	95	309	WESTERN NATL MUT GRP	125,066	124,653	65.68	68.51	0.07	96.38
	96	626	ACE LTD GRP	124,329	122,280	62.01	65.23	0.07	96.44
	97	203	VIRGINIA FARM BUREAU GRP	121,062	120,878	55.09	56.32	0.07	96.51
	98	71	UNIVERSAL INS CO GRP	119,027	120,181	65.81	64.70	0.07	96.58
	99	18309	PIONEER STATE MUT INS CO	118,831	115,389	51.67	54.02	0.07	96.64
	100	220	OKLAHOMA FARM BUREAU GRP	115,862	117,148	66.04	67.02	0.06	96.70
	101	533	SOUTH CAROLINA FARM BUREAU MUT GRP	113,626	112,194	65.32	65.83	0.06	96.77
	102	1275	QUINCY MUT GRP	111,924	110,186	57.66	58.94	0.06	96.83
	103	10839	COUNTRYWIDE INS CO	111,782	118,916	68.39	89.13	0.06	96.89
	104	4256	ANCHOR INS HOLDINGS GRP	104,243	84,197	64.20	68.05	0.06	96.95
	105	3098	TOKIO MARINE HOLDINGS INC GRP	103,736	100,053	53.71	55.74	0.06	97.00
	106	1326	KINGSWAY GRP	102,212	107,762	66.14	66.39	0.06	97.06
	107	13889	FARMERS MUT INS CO OF NE	99,855	97,082	59.58	60.30	0.05	97.12
	108	57	ELECTRIC INS GRP	98,620	98,399	62.79	65.73	0.05	97.17
	109	14176	HASTINGS MUT INS CO	94,962	94,120	75.42	77.84	0.05	97.22
	110	4800	SOUTHPORT GRP	90,333	91,157	60.35	64.45	0.05	97.27
	111	62	EMC INS CO GRP	88,829	92,459	61.56	62.63	0.05	97.32
	112	45	CONCORD GRP	87,436	85,111	63.01	62.64	0.05	97.37
	113	17	LIFE OF THE SOUTH CORP GRP	85,799	78,113	15.31	15.85	0.05	97.42
	114	225	IAT REINS CO GRP	84,725	89,667	64.10	66.48	0.05	97.46
	115	3991	IMT MUT HOLDING GRP	84,588	82,389	53.63	54.52	0.05	97.51
	116	698	NORTH STAR CO GRP	84,054	81,764	62.30	64.69	0.05	97.56
	117	96	SECURA INS GRP	83,639	82,287	86.61	90.63	0.05	97.60
	118	207	WESTERN RESERVE GRP	80,248	79,947	60.40	61.53	0.04	97.65
	119	15024	PREFERRED MUT INS CO	78,506	77,062	63.88	66.50	0.04	97.69
	120	361	MUNICH RE GRP	77,105	73,381	41.66	44.35	0.04	97.73
	121	234	VERMONT MUT GRP	75,349	74,229	59.36	61.86	0.04	97.77
	122	842	FARM BUREAU GRP	74,719	71,258	71.73	75.75	0.04	97.81
	123	3478	HALLMARK FIN SERV GRP	73,873	72,722	69.78	71.17	0.04	97.85
	124	4683	MOUNTAIN WEST FARM GRP	72,085	69,702	66.50	68.13	0.04	97.89
	125	963	OHIO MUT GRP	71,689	70,499	57.54	58.92	0.04	97.93
			INDUSTRY TOTAL	181,833,817	179,472,023	65.53	68.23	100.00	100.00

PROPERTY AND CASUALTY INSURANCE INDUSTRY
MARKET SHARE REPORT - TOTAL PREMIUM
BY GROUP
TOTAL PRIVATE PASSENGER AUTO

May 15, 2014

STATE	Rank	Group/ Company Code	Group/ Company Name	Direct Premiums Written (000)	Direct Premiums Earned (000)	Direct Loss to EP Ratio	Direct Loss & DCC to EP Ratio	Market Share %	Cumulative Market Share %
Alabama	1	176	STATE FARM GRP	604,955	591,098	70.50	73.03	23.94	23.94
	2	5	ALFA INS GRP	390,185	390,274	61.32	62.68	15.44	39.38
	3	8	ALLSTATE INS GRP	270,293	266,672	53.20	54.37	10.70	50.08
	4	31	BERKSHIRE HATHAWAY GRP	228,534	220,310	68.95	70.34	9.04	59.12
	5	155	PROGRESSIVE GRP	171,360	167,503	64.66	65.39	6.78	65.90
	6	200	UNITED SERV AUTOMOBILE ASSN GRP	151,411	147,799	78.27	79.78	5.99	71.90
	7	140	NATIONWIDE CORP GRP	97,039	97,169	55.25	56.38	3.84	75.74
	8	69	FARMERS INS GRP	85,110	87,100	53.30	54.79	3.37	79.10
	9	111	LIBERTY MUT GRP	62,525	60,038	59.25	62.18	2.47	81.58
	10	3548	TRAVELERS GRP	55,880	53,123	76.37	77.70	2.21	83.79
			STATE TOTAL	2,526,924	2,481,315	64.35	66.15	100.00	100.00
Alaska	1	176	STATE FARM GRP	120,557	120,775	48.80	50.15	27.38	27.38
	2	31	BERKSHIRE HATHAWAY GRP	76,982	75,909	59.77	62.09	17.48	44.87
	3	200	UNITED SERV AUTOMOBILE ASSN GRP	74,439	73,732	68.99	69.90	16.91	61.77
	4	8	ALLSTATE INS GRP	64,778	65,149	41.07	42.16	14.71	76.49
	5	155	PROGRESSIVE GRP	46,050	46,237	53.03	54.18	10.46	86.95
	6	111	LIBERTY MUT GRP	14,900	14,425	50.58	53.30	3.38	90.33
	7	91	HARTFORD FIRE & CAS GRP	12,791	12,914	80.32	83.64	2.91	93.24
	8	50	COUNTRY INS & FIN SERV GRP	12,300	12,208	50.57	52.80	2.79	96.03
	9	69	FARMERS INS GRP	7,283	7,411	34.07	34.31	1.65	97.68
	10	300	HORACE MANN GRP	6,750	6,872	46.68	47.32	1.53	99.22
			STATE TOTAL	440,279	438,991	54.27	55.88	100.00	100.00
Arizona	1	176	STATE FARM GRP	616,763	604,419	65.21	67.97	17.32	17.32
	2	31	BERKSHIRE HATHAWAY GRP	421,538	404,749	71.41	73.59	11.84	29.15
	3	69	FARMERS INS GRP	376,782	383,717	59.36	59.70	10.58	39.73
	4	155	PROGRESSIVE GRP	362,952	360,059	67.29	68.24	10.19	49.92
	5	8	ALLSTATE INS GRP	299,661	296,285	55.70	56.64	8.41	58.33
	6	200	UNITED SERV AUTOMOBILE ASSN GRP	258,360	254,498	67.00	68.32	7.25	65.59
	7	473	AMERICAN FAMILY INS GRP	220,221	217,869	70.79	72.64	6.18	71.77
	8	111	LIBERTY MUT GRP	177,732	163,087	68.83	71.28	4.99	76.76
	9	91	HARTFORD FIRE & CAS GRP	98,173	97,977	55.69	55.90	2.76	79.52
	10	1278	CSAA INS GRP	74,934	71,556	74.93	77.66	2.10	81.62
			STATE TOTAL	3,561,678	3,497,951	65.18	66.90	100.00	100.00
Arkansas	1	176	STATE FARM GRP	375,632	369,883	65.04	66.15	24.25	24.25
	2	483	SOUTHERN FARM BUREAU CAS GRP	206,211	205,254	67.77	67.96	13.31	37.57
	3	123	SHELTER INS GRP	125,867	125,731	61.61	62.89	8.13	45.70
	4	8	ALLSTATE INS GRP	117,277	114,406	51.55	52.81	7.57	53.27
	5	155	PROGRESSIVE GRP	93,506	92,143	56.70	57.13	6.04	59.31
	6	69	FARMERS INS GRP	92,138	93,745	51.27	51.72	5.95	65.26
	7	31	BERKSHIRE HATHAWAY GRP	81,793	80,895	65.94	67.00	5.28	70.54
	8	200	UNITED SERV AUTOMOBILE ASSN GRP	67,526	66,563	67.68	70.76	4.36	74.90
	9	140	NATIONWIDE CORP GRP	61,861	61,852	56.18	56.17	3.99	78.89
	10	111	LIBERTY MUT GRP	44,950	39,377	52.91	55.31	2.90	81.79
			STATE TOTAL	1,548,725	1,528,160	60.94	61.98	100.00	100.00
California	1	176	STATE FARM GRP	2,863,700	2,805,904	63.78	67.20	14.01	14.01
	2	69	FARMERS INS GRP	2,699,254	2,734,564	55.35	57.57	13.20	27.21
	3	8	ALLSTATE INS GRP	1,838,313	1,814,776	60.63	63.48	8.99	36.20
	4	660	MERCURY GEN GRP	1,734,647	1,712,746	63.07	66.30	8.48	44.69
	5	1318	AUTO CLUB ENTERPRISES INS GRP	1,718,429	1,709,495	57.86	59.61	8.41	53.09
	6	1278	CSAA INS GRP	1,353,093	1,378,132	61.65	62.97	6.62	59.71
	7	31	BERKSHIRE HATHAWAY GRP	1,327,427	1,272,159	70.83	73.03	6.49	66.20
	8	200	UNITED SERV AUTOMOBILE ASSN GRP	892,539	876,643	66.61	68.13	4.37	70.57
	9	155	PROGRESSIVE GRP	838,645	823,255	66.33	67.99	4.10	74.67
	10	111	LIBERTY MUT GRP	738,797	714,619	64.30	68.00	3.61	78.28
			STATE TOTAL	20,444,978	20,146,162	63.14	65.62	100.00	100.00

PROPERTY AND CASUALTY INSURANCE INDUSTRY
MARKET SHARE REPORT - TOTAL PREMIUM
BY GROUP
TOTAL PRIVATE PASSENGER AUTO

May 15, 2014

STATE	Rank	Group/ Company Code	Group/ Company Name	Direct Premiums Written (000)	Direct Premiums Earned (000)	Direct Loss to EP Ratio	Direct Loss & DCC to EP Ratio	Market Share %	Cumulative Market Share %
Colorado	1	176	STATE FARM GRP	590,190	577,196	76.08	80.24	19.18	19.18
	2	69	FARMERS INS GRP	326,717	337,311	69.94	71.55	10.62	29.80
	3	155	PROGRESSIVE GRP	322,806	320,375	71.37	71.96	10.49	40.29
	4	200	UNITED SERV AUTOMOBILE ASSN GRP	279,500	275,103	71.46	73.19	9.08	49.37
	5	473	AMERICAN FAMILY INS GRP	272,824	268,145	81.65	84.19	8.87	58.24
	6	8	ALLSTATE INS GRP	264,549	258,731	58.65	60.23	8.60	66.84
	7	31	BERKSHIRE HATHAWAY GRP	253,683	246,279	76.95	78.45	8.24	75.08
	8	111	LIBERTY MUT GRP	156,924	146,114	66.46	70.30	5.10	80.18
	9	91	HARTFORD FIRE & CAS GRP	68,503	68,322	66.00	68.06	2.23	82.41
	10	140	NATIONWIDE CORP GRP	64,445	62,867	70.98	72.00	2.09	84.51
			STATE TOTAL	3,076,901	3,021,458	71.92	74.15	100.00	100.00
Connecticut	1	31	BERKSHIRE HATHAWAY GRP	388,347	378,501	73.41	75.76	15.39	15.39
	2	8	ALLSTATE INS GRP	308,758	305,595	58.76	61.64	12.24	27.62
	3	111	LIBERTY MUT GRP	300,905	288,280	81.71	86.08	11.92	39.55
	4	155	PROGRESSIVE GRP	196,644	195,283	63.76	67.84	7.79	47.34
	5	3548	TRAVELERS GRP	152,873	156,859	63.51	65.33	6.06	53.40
	6	176	STATE FARM GRP	124,944	123,105	79.51	81.69	4.95	58.35
	7	140	NATIONWIDE CORP GRP	123,243	123,238	57.22	58.70	4.88	63.23
	8	241	METROPOLITAN GRP	109,383	109,395	55.09	55.52	4.33	67.57
	9	91	HARTFORD FIRE & CAS GRP	106,733	105,318	58.32	60.09	4.23	71.80
	10	28	AMICA MUT GRP	100,762	99,644	59.11	62.92	3.99	75.79
			STATE TOTAL	2,523,542	2,486,270	67.77	70.39	100.00	100.00
Delaware	1	176	STATE FARM GRP	164,236	160,544	36.49	41.52	23.31	23.31
	2	140	NATIONWIDE CORP GRP	123,796	124,996	60.68	62.28	17.57	40.87
	3	31	BERKSHIRE HATHAWAY GRP	90,425	87,886	71.12	73.95	12.83	53.70
	4	111	LIBERTY MUT GRP	61,601	59,913	65.17	68.45	8.74	62.44
	5	155	PROGRESSIVE GRP	52,752	51,912	60.63	62.21	7.49	69.93
	6	200	UNITED SERV AUTOMOBILE ASSN GRP	45,402	44,355	59.41	60.60	6.44	76.37
	7	8	ALLSTATE INS GRP	41,535	41,070	66.32	69.49	5.89	82.27
	8	91	HARTFORD FIRE & CAS GRP	21,971	22,436	65.62	67.83	3.12	85.38
	9	69	FARMERS INS GRP	20,633	20,709	67.32	69.24	2.93	88.31
	10	3548	TRAVELERS GRP	16,442	15,950	73.95	76.07	2.33	90.64
			STATE TOTAL	704,724	695,337	58.20	60.98	100.00	100.00
District Of Columbia	1	31	BERKSHIRE HATHAWAY GRP	97,516	96,860	58.81	59.97	34.45	34.45
	2	176	STATE FARM GRP	54,139	53,723	45.75	49.50	19.13	53.58
	3	155	PROGRESSIVE GRP	25,444	25,262	56.44	57.69	8.99	62.57
	4	200	UNITED SERV AUTOMOBILE ASSN GRP	24,065	23,710	59.49	60.54	8.50	71.07
	5	8	ALLSTATE INS GRP	21,758	21,730	53.59	56.39	7.69	78.76
	6	140	NATIONWIDE CORP GRP	13,344	13,579	50.02	50.92	4.71	83.47
	7	111	LIBERTY MUT GRP	10,660	9,984	55.65	57.09	3.77	87.24
	8	3548	TRAVELERS GRP	9,677	9,537	49.44	50.96	3.42	90.65
	9	213	ERIE INS GRP	5,871	5,669	59.94	61.24	2.07	92.73
	10	91	HARTFORD FIRE & CAS GRP	4,628	4,512	59.31	59.91	1.64	94.36
			STATE TOTAL	283,057	280,284	54.54	56.30	100.00	100.00
Florida	1	31	BERKSHIRE HATHAWAY GRP	2,707,730	2,658,380	65.19	67.76	19.17	19.17
	2	176	STATE FARM GRP	2,410,915	2,418,481	60.05	72.24	17.06	36.23
	3	155	PROGRESSIVE GRP	1,840,709	1,807,613	58.37	60.48	13.03	49.26
	4	8	ALLSTATE INS GRP	1,671,344	1,682,704	61.74	66.18	11.83	61.09
	5	200	UNITED SERV AUTOMOBILE ASSN GRP	894,943	876,570	59.45	62.43	6.33	67.42
	6	111	LIBERTY MUT GRP	530,038	517,088	56.89	61.92	3.75	71.17
	7	69	FARMERS INS GRP	466,711	479,485	66.33	68.34	3.30	74.48
	8	3495	INFINITY PROP & CAS INS GRP	433,577	398,447	61.26	64.26	3.07	77.55
	9	3548	TRAVELERS GRP	316,545	328,125	64.77	67.75	2.24	79.79
	10	140	NATIONWIDE CORP GRP	248,865	255,078	64.80	66.90	1.76	81.55
			STATE TOTAL	14,128,293	14,024,058	61.62	66.32	100.00	100.00

PROPERTY AND CASUALTY INSURANCE INDUSTRY
MARKET SHARE REPORT - TOTAL PREMIUM
BY GROUP
TOTAL PRIVATE PASSENGER AUTO

May 15, 2014

STATE	Rank	Group/ Company Code	Group/ Company Name	Direct Premiums Written (000)	Direct Premiums Earned (000)	Direct Loss to EP Ratio	Direct Loss & DCC to EP Ratio	Market Share %	Cumulative Market Share %
Georgia	1	176	STATE FARM GRP	1,325,167	1,296,630	77.09	79.41	22.76	22.76
	2	155	PROGRESSIVE GRP	701,666	700,196	65.58	67.12	12.05	34.80
	3	8	ALLSTATE INS GRP	676,707	666,532	64.74	66.52	11.62	46.42
	4	31	BERKSHIRE HATHAWAY GRP	580,892	568,273	74.15	75.70	9.98	56.40
	5	200	UNITED SERV AUTOMOBILE ASSN GRP	440,825	430,518	83.84	85.55	7.57	63.97
	6	111	LIBERTY MUT GRP	299,832	283,641	75.19	78.05	5.15	69.12
	7	140	NATIONWIDE CORP GRP	205,154	199,273	72.36	73.93	3.52	72.64
	8	561	GEORGIA FARM BUREAU GRP	187,599	183,471	58.96	61.26	3.22	75.86
	9	3548	TRAVELERS GRP	141,277	143,450	62.62	64.02	2.43	78.29
	10	280	AUTO OWNERS GRP	112,522	109,780	71.35	74.83	1.93	80.22
			**STATE TOTAL **	5,823,461	5,709,185	71.51	73.52	100.00	100.00
Hawaii	1	31	BERKSHIRE HATHAWAY GRP	149,149	148,108	55.86	57.41	23.21	23.21
	2	176	STATE FARM GRP	115,799	114,622	55.23	56.89	18.02	41.24
	3	200	UNITED SERV AUTOMOBILE ASSN GRP	81,998	81,722	49.55	52.23	12.76	54.00
	4	69	FARMERS INS GRP	58,381	58,882	43.68	43.85	9.09	63.08
	5	8	ALLSTATE INS GRP	54,399	53,886	49.67	50.75	8.47	71.55
	6	155	PROGRESSIVE GRP	43,292	42,901	46.41	46.86	6.74	78.29
	7	3098	TOKIO MARINE HOLDINGS INC GRP	37,908	35,788	66.47	68.87	5.90	84.19
	8	111	LIBERTY MUT GRP	29,626	29,595	62.03	63.95	4.61	88.80
	9	4715	MS & AD INS GRP	20,302	19,486	64.88	63.28	3.16	91.96
	10	106	ISLAND INS CO GRP	19,210	19,745	43.77	47.78	2.99	94.95
			**STATE TOTAL **	642,524	637,092	53.25	54.78	100.00	100.00
Idaho	1	176	STATE FARM GRP	101,129	99,667	59.19	61.42	14.42	14.42
	2	69	FARMERS INS GRP	83,967	84,510	57.62	57.39	11.97	26.39
	3	842	FARM BUREAU GRP	74,719	71,258	71.73	75.75	10.65	37.04
	4	8	ALLSTATE INS GRP	66,906	66,491	55.36	56.66	9.54	46.58
	5	111	LIBERTY MUT GRP	63,293	60,234	55.46	58.05	9.02	55.60
	6	155	PROGRESSIVE GRP	60,292	59,694	62.72	63.01	8.60	64.20
	7	31	BERKSHIRE HATHAWAY GRP	58,146	56,349	65.99	68.52	8.29	72.49
	8	200	UNITED SERV AUTOMOBILE ASSN GRP	33,226	32,683	68.87	69.86	4.74	77.23
	9	473	AMERICAN FAMILY INS GRP	20,788	21,085	48.33	48.71	2.96	80.19
	10	169	SENTRY INS GRP	16,690	16,399	66.04	66.92	2.38	82.57
			**STATE TOTAL **	701,421	688,555	61.04	62.64	100.00	100.00
Illinois	1	176	STATE FARM GRP	1,868,698	1,837,621	65.23	68.45	31.01	31.01
	2	8	ALLSTATE INS GRP	675,083	670,331	56.33	58.29	11.20	42.21
	3	50	COUNTRY INS & FIN SERV GRP	437,026	437,492	60.38	61.75	7.25	49.46
	4	31	BERKSHIRE HATHAWAY GRP	324,891	313,073	77.34	79.68	5.39	54.85
	5	69	FARMERS INS GRP	305,455	311,709	63.60	65.01	5.07	59.92
	6	155	PROGRESSIVE GRP	285,110	283,945	55.74	56.57	4.73	64.65
	7	473	AMERICAN FAMILY INS GRP	271,604	269,405	55.75	56.86	4.51	69.15
	8	111	LIBERTY MUT GRP	188,714	183,426	60.04	64.40	3.13	72.28
	9	200	UNITED SERV AUTOMOBILE ASSN GRP	125,551	123,861	70.83	74.93	2.08	74.37
	10	241	METROPOLITAN GRP	111,952	110,903	53.24	55.03	1.86	76.22
			**STATE TOTAL **	6,027,031	5,962,676	62.30	64.64	100.00	100.00
Indiana	1	176	STATE FARM GRP	719,639	713,647	61.73	64.71	24.23	24.23
	2	155	PROGRESSIVE GRP	288,314	283,492	66.84	68.09	9.71	33.94
	3	542	INDIANA FARM BUREAU GRP	247,443	245,958	63.53	66.59	8.33	42.27
	4	8	ALLSTATE INS GRP	231,997	229,464	56.17	57.88	7.81	50.09
	5	31	BERKSHIRE HATHAWAY GRP	145,875	140,388	70.25	71.73	4.91	55.00
	6	473	AMERICAN FAMILY INS GRP	140,060	139,963	59.21	60.64	4.72	59.71
	7	111	LIBERTY MUT GRP	112,105	112,667	58.23	61.52	3.94	63.66
	8	69	FARMERS INS GRP	90,821	94,247	54.83	56.47	3.06	66.72
	9	213	ERIE INS GRP	90,763	85,478	68.32	70.95	3.06	69.77
	10	140	NATIONWIDE CORP GRP	72,866	73,673	57.93	59.05	2.45	72.23
			**STATE TOTAL **	2,969,692	2,934,781	63.08	65.30	100.00	100.00

PROPERTY AND CASUALTY INSURANCE INDUSTRY
MARKET SHARE REPORT - TOTAL PREMIUM
BY GROUP
TOTAL PRIVATE PASSENGER AUTO

May 15, 2014

STATE	Rank	Group/ Company Code	Group/ Company Name	Direct Premiums Written (000)	Direct Premiums Earned (000)	Direct Loss to EP Ratio	Direct Loss & DCC to EP Ratio	Market Share %	Cumulative Market Share %
Iowa	1	176	STATE FARM GRP	300,912	297,241	64.96	66.35	21.08	21.08
	2	155	PROGRESSIVE GRP	221,050	219,396	66.05	66.96	15.49	36.57
	3	140	NATIONWIDE CORP GRP	165,080	165,452	59.33	60.10	11.57	48.14
	4	513	IOWA FARM BUREAU GRP	104,575	104,389	59.03	59.52	7.33	55.46
	5	473	AMERICAN FAMILY INS GRP	94,530	93,524	60.04	60.98	6.62	62.09
	6	518	GRINNELL MUT GRP	61,286	60,616	57.13	58.00	4.29	66.38
	7	3991	IMT MUT HOLDING GRP	46,668	45,756	49.56	49.87	3.27	69.65
	8	31	BERKSHIRE HATHAWAY GRP	44,701	43,428	70.97	72.86	3.13	72.78
	9	8	ALLSTATE INS GRP	37,696	36,017	55.72	56.83	2.64	75.42
	10	69	FARMERS INS GRP	31,158	31,616	51.77	53.37	2.18	77.60
			STATE TOTAL	1,427,303	1,413,439	61.49	62.70	100.00	100.00
Kansas	1	176	STATE FARM GRP	313,415	309,669	67.85	69.61	20.50	20.50
	2	473	AMERICAN FAMILY INS GRP	198,552	197,051	63.19	63.87	12.99	33.49
	3	155	PROGRESSIVE GRP	152,944	150,210	65.41	65.90	10.00	43.49
	4	69	FARMERS INS GRP	132,153	134,766	62.05	62.67	8.64	52.14
	5	513	IOWA FARM BUREAU GRP	129,547	129,345	55.24	55.74	8.47	60.61
	6	200	UNITED SERV AUTOMOBILE ASSN GRP	75,522	74,374	71.98	74.54	4.94	65.55
	7	8	ALLSTATE INS GRP	66,866	63,898	58.05	59.03	4.37	69.93
	8	111	LIBERTY MUT GRP	64,182	60,938	53.41	55.96	4.20	74.12
	9	140	NATIONWIDE CORP GRP	63,702	61,243	56.04	56.62	4.17	78.29
	10	31	BERKSHIRE HATHAWAY GRP	63,694	62,327	70.83	72.41	4.17	82.46
			STATE TOTAL	1,528,764	1,507,364	63.62	64.78	100.00	100.00
Kentucky	1	176	STATE FARM GRP	556,704	546,177	62.80	64.72	22.58	22.58
	2	109	KENTUCKY FARM BUREAU GRP	467,918	474,024	69.19	71.28	18.98	41.55
	3	8	ALLSTATE INS GRP	177,180	173,748	57.31	59.59	7.19	48.74
	4	111	LIBERTY MUT GRP	175,346	168,273	57.78	62.63	7.11	55.85
	5	155	PROGRESSIVE GRP	169,721	170,859	57.08	58.34	6.88	62.73
	6	31	BERKSHIRE HATHAWAY GRP	158,631	155,091	62.24	64.67	6.43	69.17
	7	200	UNITED SERV AUTOMOBILE ASSN GRP	104,851	102,163	68.12	70.04	4.25	73.42
	8	140	NATIONWIDE CORP GRP	89,631	89,007	61.41	62.79	3.63	77.05
	9	175	STATE AUTO MUT GRP	57,797	59,637	52.74	54.40	2.34	79.40
	10	123	SHELTER INS GRP	49,124	49,007	65.31	68.62	1.99	81.39
			STATE TOTAL	2,465,790	2,440,985	62.44	64.66	100.00	100.00
Louisiana	1	176	STATE FARM GRP	1,123,876	1,108,681	75.34	78.39	32.10	32.10
	2	155	PROGRESSIVE GRP	479,452	474,010	72.50	74.29	13.69	45.79
	3	8	ALLSTATE INS GRP	433,542	428,293	54.44	58.04	12.38	58.17
	4	31	BERKSHIRE HATHAWAY GRP	290,938	281,123	82.00	85.47	8.31	66.48
	5	483	SOUTHERN FARM BUREAU CAS GRP	183,816	180,669	69.34	75.84	5.25	71.73
	6	111	LIBERTY MUT GRP	175,339	165,774	72.48	77.62	5.01	76.74
	7	200	UNITED SERV AUTOMOBILE ASSN GRP	164,269	160,646	76.45	79.40	4.69	81.43
	8	3596	AFFIRMATIVE INS GRP	119,828	115,646	74.77	77.87	3.42	84.85
	9	10685	GOAUTO INS CO	58,161	56,098	81.45	83.40	1.66	86.52
	10	257	SAFEWAY INS GRP	53,519	52,906	63.72	65.77	1.53	88.04
			STATE TOTAL	3,501,373	3,446,130	71.85	75.17	100.00	100.00
Maine	1	176	STATE FARM GRP	83,634	82,842	58.55	58.72	13.63	13.63
	2	155	PROGRESSIVE GRP	82,428	81,903	61.45	61.80	13.43	27.06
	3	111	LIBERTY MUT GRP	59,588	59,011	54.61	56.05	9.71	36.77
	4	31	BERKSHIRE HATHAWAY GRP	50,105	48,918	61.88	63.20	8.17	44.94
	5	8	ALLSTATE INS GRP	49,371	49,295	59.74	62.01	8.05	52.98
	6	45	CONCORD GRP	32,036	31,407	61.11	60.44	5.22	58.20
	7	200	UNITED SERV AUTOMOBILE ASSN GRP	24,632	24,410	66.84	67.66	4.01	62.22
	8	241	METROPOLITAN GRP	21,207	20,623	59.37	59.86	3.46	65.67
	9	3548	TRAVELERS GRP	19,993	19,634	55.42	56.14	3.26	68.93
	10	3703	TOWER GRP	19,590	20,099	58.43	59.53	3.19	72.13
			STATE TOTAL	613,629	609,316	59.06	59.78	100.00	100.00

PROPERTY AND CASUALTY INSURANCE INDUSTRY
MARKET SHARE REPORT - TOTAL PREMIUM
BY GROUP
TOTAL PRIVATE PASSENGER AUTO

May 15, 2014

STATE	Rank	Group/ Company Code	Group/ Company Name	Direct Premiums Written (000)	Direct Premiums Earned (000)	Direct Loss to EP Ratio	Direct Loss & DCC to EP Ratio	Market Share %	Cumulative Market Share %
Maryland	1	31	BERKSHIRE HATHAWAY GRP	881,225	873,430	66.80	68.33	22.42	22.42
	2	176	STATE FARM GRP	768,861	764,184	50.60	53.63	19.56	41.98
	3	8	ALLSTATE INS GRP	504,486	503,132	55.54	57.07	12.84	54.82
	4	140	NATIONWIDE CORP GRP	347,681	348,531	58.69	59.51	8.85	63.66
	5	200	UNITED SERV AUTOMOBILE ASSN GRP	299,082	295,254	67.64	68.90	7.61	71.27
	6	213	ERIE INS GRP	280,181	274,105	64.20	66.33	7.13	78.40
	7	155	PROGRESSIVE GRP	216,053	214,669	56.39	57.68	5.50	83.90
	8	111	LIBERTY MUT GRP	207,822	198,934	70.75	73.32	5.29	89.19
	9	3548	TRAVELERS GRP	56,411	58,803	57.80	58.92	1.44	90.62
	10	91	HARTFORD FIRE & CAS GRP	47,654	47,270	64.60	65.32	1.21	91.83
			**STATE TOTAL **	3,930,412	3,900,056	60.52	62.33	100.00	100.00
Massachusetts	1	411	MAPFRE INS GRP	1,126,161	1,122,264	62.36	63.05	26.09	26.09
	2	111	LIBERTY MUT GRP	558,841	541,926	69.22	71.37	12.95	39.03
	3	188	SAFETY GRP	459,737	458,133	58.37	60.30	10.65	49.68
	4	586	ARBELLA INS GRP	378,541	371,368	58.37	60.81	8.77	58.45
	5	415	PLYMOUTH ROCK INS GRP	281,644	267,555	60.58	62.15	6.52	64.98
	6	31	BERKSHIRE HATHAWAY GRP	213,119	190,014	68.71	72.12	4.94	69.91
	7	241	METROPOLITAN GRP	197,096	193,777	60.04	62.23	4.57	74.48
	8	28	AMICA MUT GRP	144,487	144,805	67.46	69.89	3.35	77.83
	9	155	PROGRESSIVE GRP	138,847	135,979	57.51	58.90	3.22	81.04
	10	3548	TRAVELERS GRP	132,301	141,806	59.91	61.01	3.06	84.11
			**STATE TOTAL **	4,316,756	4,237,977	62.39	64.07	100.00	100.00
Michigan	1	176	STATE FARM GRP	1,383,516	1,350,848	137.24	146.75	18.93	18.93
	2	55	AUTOMOBILE CLUB MI GRP	1,243,937	1,241,917	82.59	85.81	17.02	35.94
	3	280	AUTO OWNERS GRP	706,162	688,581	85.90	90.51	9.66	45.60
	4	8	ALLSTATE INS GRP	682,826	631,059	201.85	214.47	9.34	54.94
	5	155	PROGRESSIVE GRP	594,572	574,253	80.64	83.12	8.13	63.08
	6	88	THE HANOVER INS GRP	455,390	458,966	69.92	72.62	6.23	69.31
	7	67	MICHIGAN FARM BUREAU GRP	328,893	318,428	60.11	64.08	4.50	73.81
	8	111	LIBERTY MUT GRP	279,402	246,066	62.23	67.06	3.82	77.63
	9	69	FARMERS INS GRP	210,770	231,348	86.07	93.96	2.82	80.51
	10	31	BERKSHIRE HATHAWAY GRP	193,160	175,238	164.51	174.07	2.64	83.15
			**STATE TOTAL **	7,310,007	7,103,492	115.20	121.61	100.00	100.00
Minnesota	1	176	STATE FARM GRP	703,638	688,840	66.84	70.12	23.74	23.74
	2	155	PROGRESSIVE GRP	409,758	407,426	61.23	62.85	13.82	37.56
	3	473	AMERICAN FAMILY INS GRP	335,542	332,819	56.20	59.64	11.32	48.88
	4	69	FARMERS INS GRP	250,636	252,270	64.62	67.82	8.46	57.34
	5	8	ALLSTATE INS GRP	161,117	155,507	60.63	63.31	5.44	62.77
	6	111	LIBERTY MUT GRP	112,373	104,982	65.05	68.42	3.79	66.56
	7	280	AUTO OWNERS GRP	85,182	84,706	61.66	64.54	2.87	69.44
	8	31	BERKSHIRE HATHAWAY GRP	82,491	80,406	76.67	80.01	2.78	72.22
	9	200	UNITED SERV AUTOMOBILE ASSN GRP	77,017	75,182	54.60	57.18	2.60	74.82
	10	55	AUTOMOBILE CLUB MI GRP	76,869	78,927	61.57	67.26	2.59	77.41
			**STATE TOTAL **	2,964,219	2,921,654	62.68	65.40	100.00	100.00
Mississippi	1	176	STATE FARM GRP	391,831	387,011	88.56	89.99	26.02	26.02
	2	483	SOUTHERN FARM BUREAU CAS GRP	188,602	187,901	75.48	76.79	12.53	38.55
	3	155	PROGRESSIVE GRP	148,752	146,844	80.58	81.12	9.88	48.43
	4	8	ALLSTATE INS GRP	144,807	142,467	71.33	72.35	9.62	58.05
	5	31	BERKSHIRE HATHAWAY GRP	85,090	83,484	79.03	80.95	5.65	63.70
	6	140	NATIONWIDE CORP GRP	82,967	81,321	71.79	72.57	5.51	69.21
	7	200	UNITED SERV AUTOMOBILE ASSN GRP	69,650	68,718	84.98	86.23	4.63	73.83
	8	5	ALFA INS GRP	55,223	55,952	85.06	86.15	3.67	77.50
	9	111	LIBERTY MUT GRP	54,922	49,671	66.85	69.93	3.65	81.15
	10	123	SHELTER INS GRP	39,990	39,606	84.94	86.73	2.66	83.81
			**STATE TOTAL **	1,505,664	1,479,052	78.98	80.32	100.00	100.00

PROPERTY AND CASUALTY INSURANCE INDUSTRY
MARKET SHARE REPORT - TOTAL PREMIUM
BY GROUP
TOTAL PRIVATE PASSENGER AUTO

May 15, 2014

STATE	Rank	Group/ Company Code	Group/ Company Name	Direct Premiums Written (000)	Direct Premiums Earned (000)	Direct Loss to EP Ratio	Direct Loss & DCC to EP Ratio	Market Share %	Cumulative Market Share %
Missouri	1	176	STATE FARM GRP	720,689	708,677	59.95	60.89	23.62	23.62
	2	473	AMERICAN FAMILY INS GRP	430,283	428,838	64.25	65.41	14.10	37.72
	3	155	PROGRESSIVE GRP	229,437	229,228	56.58	57.52	7.52	45.23
	4	69	FARMERS INS GRP	192,910	198,600	55.72	56.72	6.32	51.56
	5	31	BERKSHIRE HATHAWAY GRP	186,414	181,772	74.87	76.50	6.11	57.67
	6	111	LIBERTY MUT GRP	182,719	170,075	51.74	54.12	5.99	63.65
	7	123	SHELTER INS GRP	168,738	168,221	61.79	62.87	5.53	69.18
	8	1318	AUTO CLUB ENTERPRISES INS GRP	159,398	156,830	64.44	65.50	5.22	74.41
	9	8	ALLSTATE INS GRP	115,289	112,075	49.82	50.93	3.78	78.18
	10	140	NATIONWIDE CORP GRP	103,995	101,596	57.16	57.94	3.41	81.59
			STATE TOTAL	3,051,640	3,018,891	60.81	62.09	100.00	100.00
Montana	1	176	STATE FARM GRP	125,091	123,378	56.96	57.94	21.42	21.42
	2	69	FARMERS INS GRP	71,686	72,351	51.34	52.19	12.28	33.70
	3	111	LIBERTY MUT GRP	69,245	67,240	49.48	52.17	11.86	45.55
	4	155	PROGRESSIVE GRP	64,855	63,029	61.57	62.00	11.11	56.66
	5	4683	MOUNTAIN WEST FARM GRP	35,349	34,313	69.99	71.68	6.05	62.71
	6	200	UNITED SERV AUTOMOBILE ASSN GRP	34,259	33,365	69.11	70.13	5.87	68.58
	7	8	ALLSTATE INS GRP	27,758	27,305	51.79	53.06	4.75	73.33
	8	91	HARTFORD FIRE & CAS GRP	24,499	24,217	59.08	60.35	4.20	77.53
	9	31	BERKSHIRE HATHAWAY GRP	24,301	23,224	67.98	70.82	4.16	81.69
	10	796	QBE INS GRP	17,769	17,213	53.36	55.51	3.04	84.73
			STATE TOTAL	583,975	576,315	58.22	59.66	100.00	100.00
Nebraska	1	176	STATE FARM GRP	232,792	230,527	72.51	74.10	23.56	23.56
	2	155	PROGRESSIVE GRP	120,525	118,715	68.91	69.48	12.20	35.76
	3	13889	FARMERS MUT INS CO OF NE	82,369	80,515	57.83	58.60	8.34	44.10
	4	473	AMERICAN FAMILY INS GRP	79,742	79,782	66.94	67.46	8.07	52.17
	5	513	IOWA FARM BUREAU GRP	74,533	73,687	66.73	67.29	7.54	59.72
	6	140	NATIONWIDE CORP GRP	60,094	57,817	72.72	73.44	6.08	65.80
	7	69	FARMERS INS GRP	46,010	48,102	66.71	68.97	4.66	70.46
	8	31	BERKSHIRE HATHAWAY GRP	42,822	41,574	76.07	77.15	4.33	74.79
	9	8	ALLSTATE INS GRP	40,400	39,170	74.52	76.13	4.09	78.88
	10	200	UNITED SERV AUTOMOBILE ASSN GRP	36,369	35,568	86.45	89.61	3.68	82.56
			STATE TOTAL	987,900	975,548	69.29	70.43	100.00	100.00
Nevada	1	176	STATE FARM GRP	299,709	291,758	64.45	71.35	17.24	17.24
	2	69	FARMERS INS GRP	190,563	194,529	54.41	56.99	10.96	28.21
	3	155	PROGRESSIVE GRP	182,245	179,927	66.49	67.78	10.49	38.69
	4	8	ALLSTATE INS GRP	179,159	179,040	58.80	61.19	10.31	49.00
	5	31	BERKSHIRE HATHAWAY GRP	163,167	155,018	73.89	77.70	9.39	58.39
	6	1278	CSAA INS GRP	100,681	100,718	68.14	70.84	5.79	64.18
	7	200	UNITED SERV AUTOMOBILE ASSN GRP	98,775	97,470	66.05	67.74	5.68	69.86
	8	111	LIBERTY MUT GRP	92,492	84,743	73.87	78.31	5.32	75.19
	9	473	AMERICAN FAMILY INS GRP	61,591	61,940	92.56	97.12	3.54	78.73
	10	91	HARTFORD FIRE & CAS GRP	54,236	54,694	69.60	71.06	3.12	81.85
			STATE TOTAL	1,738,073	1,710,139	66.41	69.97	100.00	100.00
New Hampshire	1	176	STATE FARM GRP	88,983	88,445	69.21	70.10	12.65	12.65
	2	155	PROGRESSIVE GRP	86,589	85,270	62.34	63.20	12.31	24.97
	3	111	LIBERTY MUT GRP	83,602	81,961	61.67	63.54	11.89	36.86
	4	31	BERKSHIRE HATHAWAY GRP	77,228	71,630	66.32	67.34	10.98	47.84
	5	8	ALLSTATE INS GRP	65,008	64,244	55.97	57.46	9.25	57.09
	6	200	UNITED SERV AUTOMOBILE ASSN GRP	33,992	32,772	67.65	69.44	4.83	61.92
	7	28	AMICA MUT GRP	28,739	28,818	49.45	50.87	4.09	66.01
	8	45	CONCORD GRP	27,448	26,665	64.75	64.62	3.90	69.91
	9	241	METROPOLITAN GRP	23,263	22,777	62.48	63.97	3.31	73.22
	10	88	THE HANOVER INS GRP	21,678	21,829	64.30	67.63	3.08	76.30
			STATE TOTAL	703,149	688,092	61.74	62.93	100.00	100.00

PROPERTY AND CASUALTY INSURANCE INDUSTRY
MARKET SHARE REPORT - TOTAL PREMIUM
BY GROUP
TOTAL PRIVATE PASSENGER AUTO

May 15, 2014

STATE	Rank	Group/ Company Code	Group/ Company Name	Direct Premiums Written (000)	Direct Premiums Earned (000)	Direct Loss to EP Ratio	Direct Loss & DCC to EP Ratio	Market Share %	Cumulative Market Share %
New Jersey	1	31	BERKSHIRE HATHAWAY GRP	1,117,442	1,096,261	56.95	59.88	16.37	16.37
	2	8	ALLSTATE INS GRP	939,226	947,109	85.31	95.60	13.76	30.14
	3	708	NEW JERSEY MANUFACTURERS GRP	926,316	910,215	60.39	67.18	13.57	43.71
	4	155	PROGRESSIVE GRP	622,806	600,858	63.14	67.59	9.13	52.84
	5	176	STATE FARM GRP	595,864	593,044	60.97	66.56	8.73	61.57
	6	1227	PALISADES GRP	539,052	537,417	59.50	60.22	7.90	69.47
	7	111	LIBERTY MUT GRP	524,584	516,189	56.12	60.66	7.69	77.16
	8	200	UNITED SERV AUTOMOBILE ASSN GRP	233,209	224,916	58.09	60.21	3.42	80.57
	9	3548	TRAVELERS GRP	228,815	234,240	65.05	67.29	3.35	83.93
	10	69	FARMERS INS GRP	194,420	197,597	63.08	67.98	2.85	86.77
			STATE TOTAL	6,824,267	6,742,421	64.13	69.26	100.00	100.00
New Mexico	1	176	STATE FARM GRP	223,332	220,615	71.15	73.16	19.93	19.93
	2	69	FARMERS INS GRP	161,604	164,267	53.75	55.58	14.42	34.35
	3	31	BERKSHIRE HATHAWAY GRP	126,092	122,202	71.99	74.95	11.25	45.60
	4	155	PROGRESSIVE GRP	110,679	109,873	68.65	70.11	9.88	55.48
	5	8	ALLSTATE INS GRP	96,312	96,402	55.67	57.33	8.59	64.08
	6	200	UNITED SERV AUTOMOBILE ASSN GRP	92,738	91,735	69.15	70.13	8.28	72.35
	7	111	LIBERTY MUT GRP	56,335	52,921	62.19	66.40	5.03	77.38
	8	91	HARTFORD FIRE & CAS GRP	41,509	41,318	55.46	56.23	3.70	81.08
	9	169	SENTRY INS GRP	40,866	40,147	66.42	69.20	3.65	84.73
	10	3702	LOYA GRP	25,517	26,118	64.88	68.44	2.28	87.01
			STATE TOTAL	1,120,577	1,111,532	64.00	66.07	100.00	100.00
New York	1	31	BERKSHIRE HATHAWAY GRP	3,216,565	3,164,541	65.78	69.62	28.95	28.95
	2	8	ALLSTATE INS GRP	1,724,838	1,734,511	55.05	58.93	15.52	44.47
	3	176	STATE FARM GRP	1,384,293	1,366,294	62.82	68.61	12.46	56.93
	4	155	PROGRESSIVE GRP	765,285	739,036	62.20	64.54	6.89	63.81
	5	111	LIBERTY MUT GRP	720,584	710,515	62.51	65.94	6.48	70.30
	6	3548	TRAVELERS GRP	525,378	526,434	61.86	65.54	4.73	75.03
	7	140	NATIONWIDE CORP GRP	322,307	317,357	68.33	72.07	2.90	77.93
	8	2518	NYCM INS GRP	291,320	294,049	63.77	65.87	2.62	80.55
	9	200	UNITED SERV AUTOMOBILE ASSN GRP	282,679	271,545	66.81	70.43	2.54	83.09
	10	91	HARTFORD FIRE & CAS GRP	219,310	222,503	65.98	68.87	1.97	85.07
			STATE TOTAL	11,112,129	11,027,482	62.66	66.74	100.00	100.00
North Carolina	1	140	NATIONWIDE CORP GRP	813,502	813,787	58.20	58.46	17.23	17.23
	2	176	STATE FARM GRP	660,842	653,482	51.27	52.11	14.00	31.23
	3	324	NORTH CAROLINA FARM BUREAU GRP	459,393	456,835	64.53	65.16	9.73	40.96
	4	8	ALLSTATE INS GRP	433,231	433,759	57.90	58.85	9.18	50.14
	5	31	BERKSHIRE HATHAWAY GRP	406,096	396,731	64.29	65.53	8.60	58.74
	6	2538	AMTRUST NGH GRP	338,405	335,660	65.83	66.50	7.17	65.91
	7	200	UNITED SERV AUTOMOBILE ASSN GRP	334,296	327,656	73.36	74.26	7.08	72.99
	8	155	PROGRESSIVE GRP	216,486	212,599	63.29	64.65	4.59	77.58
	9	111	LIBERTY MUT GRP	173,513	171,018	57.38	59.27	3.68	81.25
	10	213	ERIE INS GRP	153,557	147,426	63.44	64.55	3.25	84.50
			STATE TOTAL	4,720,902	4,668,839	61.09	61.91	100.00	100.00
North Dakota	1	155	PROGRESSIVE GRP	60,477	59,107	61.35	61.72	14.73	14.73
	2	176	STATE FARM GRP	58,062	57,049	55.62	56.94	14.14	28.88
	3	473	AMERICAN FAMILY INS GRP	42,383	42,124	47.10	47.99	10.32	39.20
	4	796	QBE INS GRP	37,235	36,517	51.18	51.64	9.07	48.27
	5	3500	NODAK MUT GRP	36,683	36,647	54.55	55.58	8.94	57.21
	6	69	FARMERS INS GRP	16,363	16,170	50.62	50.96	3.99	61.19
	7	200	UNITED SERV AUTOMOBILE ASSN GRP	15,645	15,183	59.50	61.44	3.81	65.01
	8	31	BERKSHIRE HATHAWAY GRP	14,700	13,955	72.79	74.34	3.58	68.59
	9	280	AUTO OWNERS GRP	13,485	13,568	82.23	88.09	3.29	71.87
	10	34606	CENTER MUT INS CO	13,093	13,025	70.18	70.39	3.19	75.06
			STATE TOTAL	410,496	402,499	57.54	58.62	100.00	100.00

PROPERTY AND CASUALTY INSURANCE INDUSTRY
MARKET SHARE REPORT - TOTAL PREMIUM
BY GROUP
TOTAL PRIVATE PASSENGER AUTO

May 15, 2014

STATE	Rank	Group/ Company Code	Group/ Company Name	Direct Premiums Written (000)	Direct Premiums Earned (000)	Direct Loss to EP Ratio	Direct Loss & DCC to EP Ratio	Market Share %	Cumulative Market Share %
Ohio	1	176	STATE FARM GRP	1,029,509	1,015,317	63.99	66.07	18.89	18.89
	2	155	PROGRESSIVE GRP	691,878	683,988	63.64	64.68	12.70	31.59
	3	8	ALLSTATE INS GRP	552,125	543,585	53.09	54.55	10.13	41.73
	4	140	NATIONWIDE CORP GRP	529,406	525,630	55.64	56.46	9.72	51.44
	5	31	BERKSHIRE HATHAWAY GRP	299,243	288,914	68.87	70.46	5.49	56.93
	6	267	GRANGE MUT CAS GRP	294,768	290,237	56.08	57.41	5.41	62.34
	7	111	LIBERTY MUT GRP	227,186	218,366	55.75	58.25	4.17	66.51
	8	473	AMERICAN FAMILY INS GRP	157,076	157,212	55.54	56.69	2.88	69.40
	9	213	ERIE INS GRP	151,365	144,705	64.18	66.30	2.78	72.17
	10	228	WESTFIELD GRP	148,615	148,560	52.81	54.86	2.73	74.90
			**STATE TOTAL **	5,448,768	5,370,992	60.11	61.73	100.00	100.00
Oklahoma	1	176	STATE FARM GRP	513,732	504,832	82.34	84.02	23.41	23.41
	2	69	FARMERS INS GRP	305,571	307,924	64.12	65.09	13.92	37.33
	3	155	PROGRESSIVE GRP	155,091	152,705	67.68	68.89	7.07	44.40
	4	8	ALLSTATE INS GRP	152,997	151,651	65.94	67.29	6.97	51.37
	5	111	LIBERTY MUT GRP	137,232	125,899	74.51	76.55	6.25	57.62
	6	200	UNITED SERV AUTOMOBILE ASSN GRP	130,913	128,543	87.38	90.44	5.97	63.59
	7	31	BERKSHIRE HATHAWAY GRP	122,502	118,507	76.55	78.26	5.58	69.17
	8	220	OKLAHOMA FARM BUREAU GRP	115,862	117,148	66.04	67.02	5.28	74.45
	9	123	SHELTER INS GRP	76,899	76,825	74.52	76.13	3.50	77.95
	10	1278	CSAA INS GRP	67,267	64,032	82.42	83.42	3.07	81.02
			**STATE TOTAL **	2,194,673	2,160,846	73.53	75.14	100.00	100.00
Oregon	1	176	STATE FARM GRP	461,552	454,099	63.52	66.95	21.17	21.17
	2	69	FARMERS INS GRP	284,849	289,612	54.08	55.10	13.07	34.24
	3	155	PROGRESSIVE GRP	245,656	246,588	64.83	66.75	11.27	45.51
	4	111	LIBERTY MUT GRP	217,935	206,237	57.28	61.38	10.00	55.51
	5	8	ALLSTATE INS GRP	173,148	169,574	63.57	66.84	7.94	63.45
	6	31	BERKSHIRE HATHAWAY GRP	145,805	138,560	73.23	76.38	6.69	70.14
	7	200	UNITED SERV AUTOMOBILE ASSN GRP	98,654	95,687	63.66	64.93	4.53	74.67
	8	50	COUNTRY INS & FIN SERV GRP	77,552	76,798	59.50	61.53	3.56	78.23
	9	473	AMERICAN FAMILY INS GRP	77,216	75,847	67.12	70.78	3.54	81.77
	10	140	NATIONWIDE CORP GRP	53,462	50,749	61.18	62.13	2.45	84.22
			**STATE TOTAL **	2,179,752	2,138,065	62.85	65.40	100.00	100.00
Pennsylvania	1	176	STATE FARM GRP	1,421,630	1,403,583	67.82	70.61	19.29	19.29
	2	213	ERIE INS GRP	985,142	974,083	64.64	66.87	13.37	32.66
	3	8	ALLSTATE INS GRP	902,249	904,005	58.89	60.46	12.24	44.90
	4	140	NATIONWIDE CORP GRP	790,950	797,669	61.61	62.76	10.73	55.64
	5	155	PROGRESSIVE GRP	601,430	594,704	60.11	61.71	8.16	63.80
	6	31	BERKSHIRE HATHAWAY GRP	461,230	450,964	63.67	65.46	6.26	70.06
	7	111	LIBERTY MUT GRP	443,502	431,650	61.94	64.77	6.02	76.08
	8	3548	TRAVELERS GRP	301,300	307,147	48.90	49.76	4.09	80.17
	9	200	UNITED SERV AUTOMOBILE ASSN GRP	219,269	215,342	58.71	60.14	2.98	83.14
	10	69	FARMERS INS GRP	130,718	129,467	58.44	60.50	1.77	84.91
			**STATE TOTAL **	7,369,083	7,307,942	62.77	64.78	100.00	100.00
Rhode Island	1	155	PROGRESSIVE GRP	120,461	117,806	64.17	66.01	16.61	16.61
	2	8	ALLSTATE INS GRP	92,862	93,851	59.93	62.54	12.80	29.41
	3	28	AMICA MUT GRP	84,479	82,671	68.64	70.48	11.65	41.05
	4	31	BERKSHIRE HATHAWAY GRP	82,393	80,611	77.84	80.50	11.36	52.41
	5	241	METROPOLITAN GRP	64,252	62,884	71.07	71.76	8.86	61.27
	6	111	LIBERTY MUT GRP	57,306	55,849	81.16	84.41	7.90	69.17
	7	140	NATIONWIDE CORP GRP	50,651	51,091	67.29	68.69	6.98	76.15
	8	200	UNITED SERV AUTOMOBILE ASSN GRP	35,279	33,999	84.52	86.89	4.86	81.02
	9	411	MAPFRE INS GRP	26,358	26,108	74.74	76.69	3.63	84.65
	10	3548	TRAVELERS GRP	25,418	25,798	65.65	66.71	3.50	88.16
			**STATE TOTAL **	725,378	716,681	70.61	72.70	100.00	100.00

PROPERTY AND CASUALTY INSURANCE INDUSTRY
MARKET SHARE REPORT - TOTAL PREMIUM
BY GROUP
TOTAL PRIVATE PASSENGER AUTO

May 15, 2014

STATE	Rank	Group/ Company Code	Group/ Company Name	Direct Premiums Written (000)	Direct Premiums Earned (000)	Direct Loss to EP Ratio	Direct Loss & DCC to EP Ratio	Market Share %	Cumulative Market Share %
South Carolina	1	176	STATE FARM GRP	695,728	686,260	72.30	73.68	24.43	24.43
	2	8	ALLSTATE INS GRP	413,083	411,882	56.17	57.20	14.51	38.94
	3	31	BERKSHIRE HATHAWAY GRP	279,149	271,845	72.24	74.00	9.80	48.75
	4	140	NATIONWIDE CORP GRP	275,061	273,356	66.60	67.35	9.66	58.41
	5	200	UNITED SERV AUTOMOBILE ASSN GRP	218,042	211,508	77.00	78.39	7.66	66.06
	6	155	PROGRESSIVE GRP	186,888	181,489	58.97	60.45	6.56	72.63
	7	111	LIBERTY MUT GRP	126,963	118,844	56.39	58.95	4.46	77.09
	8	533	SOUTH CAROLINA FARM BUREAU MUT GRP	113,626	112,194	65.32	65.83	3.99	81.08
	9	3548	TRAVELERS GRP	95,772	94,869	52.05	53.26	3.36	84.44
	10	280	AUTO OWNERS GRP	48,427	46,956	69.30	71.58	1.70	86.14
			STATE TOTAL	2,847,331	2,795,497	66.26	67.63	100.00	100.00
South Dakota	1	176	STATE FARM GRP	81,189	79,469	85.19	86.05	18.75	18.75
	2	155	PROGRESSIVE GRP	62,296	61,882	74.88	75.20	14.39	33.13
	3	473	AMERICAN FAMILY INS GRP	47,083	47,261	71.77	72.77	10.87	44.01
	4	69	FARMERS INS GRP	24,348	24,951	65.88	67.12	5.62	49.63
	5	140	NATIONWIDE CORP GRP	21,550	20,204	85.45	86.32	4.98	54.60
	6	205	DE SMET INS GRP	19,012	18,770	71.64	74.59	4.39	59.00
	7	513	IOWA FARM BUREAU GRP	18,150	16,996	87.55	88.28	4.19	63.19
	8	13889	FARMERS MUT INS CO OF NE	17,486	16,567	68.08	68.57	4.04	67.22
	9	200	UNITED SERV AUTOMOBILE ASSN GRP	15,715	15,363	108.72	111.56	3.63	70.85
	10	31	BERKSHIRE HATHAWAY GRP	12,409	12,127	83.05	85.08	2.87	73.72
			STATE TOTAL	433,049	426,259	78.73	79.90	100.00	100.00
Tennessee	1	176	STATE FARM GRP	776,725	765,216	56.72	58.48	24.18	24.18
	2	694	TENNESSEE FARMERS GRP	583,933	579,583	64.92	67.15	18.18	42.37
	3	8	ALLSTATE INS GRP	225,388	220,789	51.99	54.31	7.02	49.38
	4	31	BERKSHIRE HATHAWAY GRP	213,437	207,378	66.62	68.56	6.65	56.03
	5	155	PROGRESSIVE GRP	174,198	168,708	59.31	60.35	5.42	61.45
	6	111	LIBERTY MUT GRP	165,755	154,169	57.19	59.87	5.16	66.61
	7	200	UNITED SERV AUTOMOBILE ASSN GRP	163,169	158,433	70.99	72.22	5.08	71.69
	8	140	NATIONWIDE CORP GRP	147,465	144,542	60.27	61.31	4.59	76.28
	9	3548	TRAVELERS GRP	78,838	81,460	55.28	56.19	2.45	78.74
	10	69	FARMERS INS GRP	78,171	80,404	48.77	50.47	2.43	81.17
			STATE TOTAL	3,211,734	3,147,877	59.85	61.72	100.00	100.00
Texas	1	176	STATE FARM GRP	2,923,827	2,882,972	66.09	67.49	19.23	19.23
	2	8	ALLSTATE INS GRP	1,711,014	1,672,015	57.43	59.26	11.25	30.48
	3	69	FARMERS INS GRP	1,651,484	1,668,556	56.19	57.76	10.86	41.34
	4	155	PROGRESSIVE GRP	1,329,425	1,316,870	62.60	63.77	8.74	50.09
	5	31	BERKSHIRE HATHAWAY GRP	1,238,220	1,178,378	72.82	75.03	8.14	58.23
	6	200	UNITED SERV AUTOMOBILE ASSN GRP	1,145,519	1,124,369	69.64	72.73	7.53	65.76
	7	809	TEXAS FARM BUREAU MUT GRP	570,737	560,844	71.05	72.34	3.75	69.52
	8	140	NATIONWIDE CORP GRP	540,909	525,670	66.71	67.75	3.56	73.07
	9	3179	HOME STATE INS GRP	528,694	486,330	63.95	66.46	3.48	76.55
	10	4762	ORPHEUS GRP	457,374	477,873	68.31	72.40	3.01	79.56
			STATE TOTAL	15,205,458	14,894,727	64.25	66.13	100.00	100.00
Utah	1	176	STATE FARM GRP	231,248	226,865	70.01	72.17	16.64	16.64
	2	69	FARMERS INS GRP	176,133	176,564	61.04	61.81	12.67	29.31
	3	8	ALLSTATE INS GRP	168,368	166,764	61.62	62.71	12.11	41.43
	4	155	PROGRESSIVE GRP	103,046	103,200	60.90	61.62	7.41	48.84
	5	31	BERKSHIRE HATHAWAY GRP	97,863	94,837	73.14	75.07	7.04	55.88
	6	13471	BEAR RIVER MUT INS CO	69,859	67,868	69.94	71.11	5.03	60.91
	7	473	AMERICAN FAMILY INS GRP	65,829	64,026	66.34	68.14	4.74	65.64
	8	200	UNITED SERV AUTOMOBILE ASSN GRP	61,503	60,648	62.60	64.13	4.43	70.07
	9	111	LIBERTY MUT GRP	56,641	52,862	68.85	71.15	4.08	74.15
	10	140	NATIONWIDE CORP GRP	52,287	51,583	62.78	63.56	3.76	77.91
			STATE TOTAL	1,389,819	1,365,802	65.72	67.10	100.00	100.00

PROPERTY AND CASUALTY INSURANCE INDUSTRY
MARKET SHARE REPORT - TOTAL PREMIUM
BY GROUP
TOTAL PRIVATE PASSENGER AUTO

May 15, 2014

STATE	Rank	Group/ Company Code	Group/ Company Name	Direct Premiums Written (000)	Direct Premiums Earned (000)	Direct Loss to EP Ratio	Direct Loss & DCC to EP Ratio	Market Share %	Cumulative Market Share %
Vermont	1	155	PROGRESSIVE GRP	50,729	50,292	60.20	60.87	15.77	15.77
	2	31	BERKSHIRE HATHAWAY GRP	40,343	39,298	68.13	69.27	12.54	28.30
	3	111	LIBERTY MUT GRP	26,894	26,128	52.44	53.78	8.36	36.66
	4	176	STATE FARM GRP	26,467	26,419	49.36	50.00	8.23	44.89
	5	8	ALLSTATE INS GRP	21,633	21,552	49.35	50.38	6.72	51.61
	6	45	CONCORD GRP	19,225	19,152	55.09	54.25	5.97	57.59
	7	91	HARTFORD FIRE & CAS GRP	14,630	14,778	62.23	62.61	4.55	62.13
	8	140	NATIONWIDE CORP GRP	14,528	14,657	55.20	55.27	4.52	66.65
	9	234	VERMONT MUT GRP	13,901	13,746	49.13	51.72	4.32	70.97
	10	200	UNITED SERV AUTOMOBILE ASSN GRP	13,503	13,239	63.77	65.47	4.20	75.16
			STATE TOTAL	321,762	318,486	59.56	60.45	100.00	100.00
Virginia	1	176	STATE FARM GRP	759,882	748,431	53.26	54.94	16.80	16.80
	2	31	BERKSHIRE HATHAWAY GRP	732,731	726,783	63.18	64.35	16.20	33.00
	3	200	UNITED SERV AUTOMOBILE ASSN GRP	576,662	568,858	68.01	69.53	12.75	45.75
	4	8	ALLSTATE INS GRP	459,535	452,645	55.00	56.38	10.16	55.90
	5	140	NATIONWIDE CORP GRP	439,835	441,831	59.60	60.63	9.72	65.63
	6	155	PROGRESSIVE GRP	384,024	382,815	59.92	61.20	8.49	74.12
	7	213	ERIE INS GRP	157,420	151,819	65.64	67.77	3.48	77.60
	8	111	LIBERTY MUT GRP	147,223	139,620	63.19	65.75	3.25	80.85
	9	203	VIRGINIA FARM BUREAU GRP	108,343	108,418	53.81	55.49	2.40	83.25
	10	3548	TRAVELERS GRP	85,236	85,433	56.41	57.34	1.88	85.13
			STATE TOTAL	4,523,409	4,461,477	60.53	62.02	100.00	100.00
Washington	1	176	STATE FARM GRP	609,784	605,181	60.58	65.11	15.25	15.25
	2	8	ALLSTATE INS GRP	408,658	402,020	60.26	62.93	10.22	25.48
	3	111	LIBERTY MUT GRP	402,417	381,720	54.12	60.56	10.07	35.55
	4	69	FARMERS INS GRP	353,142	354,081	61.55	63.21	8.83	44.38
	5	155	PROGRESSIVE GRP	342,488	339,207	69.19	70.34	8.57	52.95
	6	31	BERKSHIRE HATHAWAY GRP	317,719	310,935	67.31	70.39	7.95	60.90
	7	200	UNITED SERV AUTOMOBILE ASSN GRP	305,062	299,710	61.33	62.09	7.63	68.53
	8	24341	PEMCO MUT INS CO	241,118	234,596	62.18	63.72	6.03	74.56
	9	473	AMERICAN FAMILY INS GRP	142,495	137,325	76.59	82.57	3.56	78.12
	10	91	HARTFORD FIRE & CAS GRP	132,486	133,087	73.30	75.91	3.31	81.44
			STATE TOTAL	3,997,315	3,925,586	63.21	66.18	100.00	100.00
West Virginia	1	176	STATE FARM GRP	303,227	301,221	41.65	44.75	26.23	26.23
	2	140	NATIONWIDE CORP GRP	184,008	186,769	44.04	44.81	15.92	42.15
	3	213	ERIE INS GRP	142,976	137,282	59.33	61.28	12.37	54.52
	4	8	ALLSTATE INS GRP	88,202	88,365	47.32	48.85	7.63	62.16
	5	31	BERKSHIRE HATHAWAY GRP	84,754	82,678	60.73	61.81	7.33	69.49
	6	155	PROGRESSIVE GRP	54,873	54,013	53.23	54.78	4.75	74.24
	7	111	LIBERTY MUT GRP	51,373	49,919	52.51	54.81	4.44	78.68
	8	91	HARTFORD FIRE & CAS GRP	42,947	43,568	52.44	53.67	3.72	82.40
	9	200	UNITED SERV AUTOMOBILE ASSN GRP	37,346	36,356	63.32	65.49	3.23	85.63
	10	228	WESTFIELD GRP	31,620	32,052	47.38	49.96	2.74	88.36
			STATE TOTAL	1,155,821	1,146,586	49.67	51.61	100.00	100.00
Wisconsin	1	473	AMERICAN FAMILY INS GRP	518,471	515,449	65.61	67.14	20.42	20.42
	2	155	PROGRESSIVE GRP	405,739	401,377	66.15	67.50	15.98	36.40
	3	176	STATE FARM GRP	345,618	338,298	71.60	73.77	13.61	50.01
	4	31	BERKSHIRE HATHAWAY GRP	99,126	95,343	75.80	77.36	3.90	53.91
	5	8	ALLSTATE INS GRP	97,349	94,254	63.45	65.08	3.83	57.75
	6	14184	ACUITY A MUT INS CO	93,461	89,941	49.13	50.05	3.68	61.43
	7	69	FARMERS INS GRP	80,733	83,864	61.40	63.39	3.18	64.61
	8	15350	WEST BEND MUT INS CO	75,148	71,083	56.20	57.09	2.96	67.57
	9	111	LIBERTY MUT GRP	66,099	62,717	66.97	69.77	2.60	70.17
	10	55	AUTOMOBILE CLUB MI GRP	49,143	50,216	71.87	73.06	1.94	72.11
			STATE TOTAL	2,539,114	2,503,538	65.59	67.36	100.00	100.00

PROPERTY AND CASUALTY INSURANCE INDUSTRY
MARKET SHARE REPORT - TOTAL PREMIUM
BY GROUP
TOTAL PRIVATE PASSENGER AUTO

May 15, 2014

STATE	Rank	Group/ Company Code	Group/ Company Name	Direct Premiums Written (000)	Direct Premiums Earned (000)	Direct Loss to EP Ratio	Direct Loss & DCC to EP Ratio	Market Share %	Cumulative Market Share %
Wyoming	1	176	STATE FARM GRP	79,222	78,394	64.39	65.07	23.48	23.48
	2	155	PROGRESSIVE GRP	47,566	46,894	68.32	68.70	14.10	37.57
	3	69	FARMERS INS GRP	44,509	44,963	54.27	54.91	13.19	50.76
	4	4683	MOUNTAIN WEST FARM GRP	35,232	34,561	62.91	64.54	10.44	61.21
	5	31	BERKSHIRE HATHAWAY GRP	24,795	24,323	67.19	68.79	7.35	68.55
	6	111	LIBERTY MUT GRP	21,765	21,132	51.61	53.02	6.45	75.00
	7	200	UNITED SERV AUTOMOBILE ASSN GRP	17,694	17,328	71.98	72.91	5.24	80.25
	8	8	ALLSTATE INS GRP	16,613	16,401	49.74	50.78	4.92	85.17
	9	140	NATIONWIDE CORP GRP	12,708	12,499	58.30	58.98	3.77	88.94
	10	169	SENTRY INS GRP	8,435	8,472	70.24	70.29	2.50	91.44
			STATE TOTAL	337,435	333,653	61.88	62.84	100.00	100.00
Guam	1	12	AMERICAN INTL GRP	11,315	10,641	29.59	34.02	23.04	23.04
	2	13597	CHUNG KUO INS CO LTD	10,304	10,057	49.05	52.19	20.98	44.02
	3	200	UNITED SERV AUTOMOBILE ASSN GRP	8,087	7,960	47.15	47.43	16.47	60.48
	4	4672	DONGBU INS GRP	5,538	5,432	48.44	55.95	11.27	71.76
	5	3098	TOKIO MARINE HOLDINGS INC GRP	4,276	4,072	41.04	46.22	8.71	80.46
	6	18380	PACIFIC IND INS CO	2,543	2,489	46.81	47.12	5.18	85.64
	7	10972	FIRST NET INS CO	2,458	2,677	52.23	60.83	5.00	90.64
	8	4715	MS & AD INS GRP	1,981	1,826	46.96	46.96	4.03	94.68
	9	12633	CENTURY INS CO GU LTD	1,385	1,422	60.63	63.72	2.82	97.50
	10	31658	ISLAND HOME INS CO	1,193	1,195	49.41	50.19	2.43	99.93
			STATE TOTAL	49,116	47,784	43.98	47.57	100.00	100.00
Puerto Rico	1	3526	COOPERATIVA DE SEGUROS MULTIPLES GRP	130,697	125,563	71.31	72.16	35.75	35.75
	2	71	UNIVERSAL INS CO GRP	119,008	119,900	64.62	63.25	32.56	68.31
	3	411	MAPFRE INS GRP	39,259	40,865	66.73	67.83	10.74	79.05
	4	10308	ANTILLES INS CO	34,077	30,470	56.62	56.65	9.32	88.37
	5	4802	TRIPLE S GRP	13,255	13,322	73.25	77.04	3.63	92.00
	6	796	QBE INS GRP	12,695	12,217	67.45	67.26	3.47	95.47
	7	4706	LOCKHART CO GRP	5,096	2,829	53.29	56.48	1.39	96.86
	8	15324	POINT GUARD INS CO	4,269	624	55.16	55.16	1.17	98.03
	9	200	UNITED SERV AUTOMOBILE ASSN GRP	3,297	3,402	39.73	41.29	0.90	98.93
	10	26778	INTEGRAND ASSUR CO	1,824	1,764	47.31	49.66	0.50	99.43
			STATE TOTAL	365,547	353,021	66.53	66.71	100.00	100.00
U.S. Virgin Islands	1	4706	LOCKHART CO GRP	10,366	10,322	54.11	58.63	62.80	62.80
	2	200	UNITED SERV AUTOMOBILE ASSN GRP	3,113	3,087	106.62	108.45	18.86	81.66
	3	411	MAPFRE INS GRP	1,405	1,477	56.61	66.67	8.51	90.17
	4	161	TOPA EQUITIES LTD GRP	1,385	1,448	42.81	48.81	8.39	98.56
	5	3526	COOPERATIVA DE SEGUROS MULTIPLES GRP	237	238	76.11	93.78	1.44	100.00
			STATE TOTAL	16,507	16,572	63.43	68.27	100.00	100.00
Northern Mariana Islands	1	4672	DONGBU INS GRP	586	555	33.64	43.34	45.79	45.79
	2	10972	FIRST NET INS CO	308	301	47.44	55.73	24.06	69.85
	3	18380	PACIFIC IND INS CO	203	198	35.83	36.59	15.87	85.72
	4	3098	TOKIO MARINE HOLDINGS INC GRP	156	131	19.95	33.97	12.21	97.92
	5	200	UNITED SERV AUTOMOBILE ASSN GRP	27	27	1.68	1.77	2.08	100.00
			STATE TOTAL	1,280	1,212	35.22	43.36	100.00	100.00
Canada	1	176	STATE FARM GRP	1,256,571	1,271,435	55.69	70.30	99.93	99.93
	2	79	ALLY INS HOLDINGS GRP	733	30,956	20.15	- 12.09	0.06	99.99
	3	91	HARTFORD FIRE & CAS GRP	186	178	2.08	5.97	0.01	100.00
			STATE TOTAL	1,257,437	1,302,569	54.82	68.30	100.00	100.00

**PROPERTY AND CASUALTY INSURANCE INDUSTRY
MARKET SHARE REPORT - TOTAL PREMIUM
BY GROUP
TOTAL PRIVATE PASSENGER AUTO**

May 15, 2014

STATE	Rank	Group/ Company Code	Group/ Company Name	Direct Premiums Written (000)	Direct Premiums Earned (000)	Direct Loss to EP Ratio	Direct Loss & DCC to EP Ratio	Market Share %	Cumulative Market Share %
Aggregate Other Alien	1	200	UNITED SERV AUTOMOBILE ASSN GRP	44,914	47,816	71.14	72.70	102.62	100.00
	2	155	PROGRESSIVE GRP	14,851	12,960	71.10	75.70	33.93	100.00
	3	19119	NATIONAL UNITY INS CO	13,016	13,541	31.49	49.93	29.74	100.00
	4	3678	AMERICAN INDEPENDENT INS GRP	6,789	7,325	19.93	19.93	15.51	100.00
	5	98	WR BERKLEY CORP GRP	2,324	2,299	10.96	11.16	5.31	100.00
	6	10972	FIRST NET INS CO	98	88	- 3.16	- 1.12	0.22	100.00
	7	18380	PACIFIC IND INS CO	97	90	36.94	36.94	0.22	100.00
	8	4672	DONGBU INS GRP	87	80	21.85	7.95	0.20	100.00
	9	3526	COOPERATIVA DE SEGUROS MULTIPLES GRP	25	16	- 10.79	- 10.79	0.06	100.00
	10	218	CNA INS GRP	0	0	0.00	3.33	0.00	100.00
			STATE TOTAL	43,769	223,354	- 1.17	0.98	100.00	100.00

19.3, 19.4—Commercial Auto Liability

PROPERTY AND CASUALTY INSURANCE INDUSTRY
MARKET SHARE REPORT - TOTAL PREMIUM
BY GROUP
19.3, 19.4 - COMMERCIAL AUTO LIABILITY

May 15, 2014

STATE	Rank	Group/ Company Code	Group/ Company Name	Direct Premiums Written (000)	Direct Premiums Earned (000)	Direct Loss to EP Ratio	Direct Loss & DCC to EP Ratio	Market Share %	Cumulative Market Share %
Countrywide	1	3548	TRAVELERS GRP	1,531,163	1,537,659	58.86	65.44	7.46	7.46
	2	155	PROGRESSIVE GRP	1,379,391	1,363,573	64.38	68.87	6.72	14.19
	3	140	NATIONWIDE CORP GRP	1,192,857	1,133,787	69.67	75.07	5.81	20.00
	4	111	LIBERTY MUT GRP	1,186,853	1,206,372	58.99	63.35	5.78	25.78
	5	212	ZURICH INS GRP	951,333	974,092	61.14	71.36	4.64	30.42
	6	12	AMERICAN INTL GRP	875,494	935,473	66.35	77.58	4.27	34.69
	7	150	OLD REPUBLIC GRP	609,038	593,906	63.87	71.11	2.97	37.65
	8	91	HARTFORD FIRE & CAS GRP	438,785	440,581	85.59	94.50	2.14	39.79
	9	3098	TOKIO MARINE HOLDINGS INC GRP	419,275	401,506	59.67	65.28	2.04	41.84
	10	31	BERKSHIRE HATHAWAY GRP	393,997	300,292	50.07	59.16	1.92	43.76
	11	244	CINCINNATI FIN GRP	383,629	362,792	53.41	57.23	1.87	45.63
	12	280	AUTO OWNERS GRP	380,348	371,423	67.36	74.84	1.85	47.48
	13	98	WR BERKLEY CORP GRP	379,456	370,322	62.68	70.20	1.85	49.33
	14	84	AMERICAN FINANCIAL GRP	341,314	337,282	67.23	80.43	1.66	50.99
	15	176	STATE FARM GRP	315,629	324,838	56.11	63.06	1.54	52.53
	16	626	ACE LTD GRP	309,797	301,408	37.79	44.14	1.51	54.04
	17	218	CNA INS GRP	304,475	320,658	77.14	85.76	1.48	55.53
	18	2538	AMTRUST NGH GRP	280,957	251,609	77.46	83.56	1.37	56.89
	19	88	THE HANOVER INS GRP	272,276	275,319	63.63	70.06	1.33	58.22
	20	8	ALLSTATE INS GRP	260,125	250,143	53.26	56.60	1.27	59.49
	21	242	SELECTIVE INS GRP	258,316	245,866	52.93	55.84	1.26	60.75
	22	213	ERIE INS GRP	254,951	245,556	66.66	73.03	1.24	61.99
	23	69	FARMERS INS GRP	247,151	242,720	71.34	75.85	1.20	63.20
	24	62	EMC INS CO GRP	221,668	211,766	56.89	61.13	1.08	64.28
	25	796	QBE INS GRP	210,305	213,332	73.20	77.06	1.02	65.30
	26	169	SENTRY INS GRP	209,602	202,019	52.55	55.27	1.02	66.32
	27	228	WESTFIELD GRP	206,616	197,049	66.49	76.35	1.01	67.33
	28	225	IAT REINS CO GRP	203,322	180,089	53.60	64.21	0.99	68.32
	29	456	LANCER FINANCIAL GRP	167,466	149,082	55.03	67.56	0.82	69.14
	30	1279	ARCH INS GRP	165,810	162,139	63.79	67.13	0.81	69.94
	31	38	CHUBB INC GRP	159,608	161,500	48.82	54.63	0.78	70.72
	32	14184	ACUITY A MUT INS CO	158,723	150,617	49.12	53.68	0.77	71.50
	33	7	FEDERATED MUT GRP	152,730	143,288	52.84	58.44	0.74	72.24
	34	175	STATE AUTO MUT GRP	149,671	146,982	59.99	66.25	0.73	72.97
	35	3478	HALLMARK FIN SERV GRP	149,589	132,561	67.07	75.00	0.73	73.70
	36	3703	TOWER GRP	144,534	162,484	103.01	119.68	0.70	74.40
	37	16616	AMERICAN TRANSIT INS CO	141,055	140,529	50.18	77.89	0.69	75.09
	38	262	CANAL GRP	139,954	135,409	74.30	80.23	0.68	75.77
	39	4702	SPARTA GRP	137,208	137,657	86.74	96.32	0.67	76.44
	40	158	FAIRFAX FIN GRP	133,571	123,975	74.45	81.74	0.65	77.09
	41	361	MUNICH RE GRP	131,890	122,498	65.81	73.47	0.64	77.74
	42	248	UNITED FIRE & CAS GRP	118,226	114,564	53.07	56.87	0.58	78.31
	43	411	MAPFRE INS GRP	100,399	94,369	70.27	74.93	0.49	78.80
	44	256	PROSIGHT GRP	98,874	77,785	46.41	68.29	0.48	79.28
	45	311	MAIN STREET AMER GRP	95,834	95,694	54.25	58.00	0.47	79.75
	46	474	FCCI MUT INS GRP	94,924	87,782	70.74	77.38	0.46	80.21
	47	201	UTICA GRP	93,989	90,006	48.03	53.86	0.46	80.67
	48	1316	KNIGHTBROOK INS GRP	88,246	80,007	58.45	59.41	0.43	81.10
	49	267	GRANGE MUT CAS GRP	87,892	78,050	61.28	66.41	0.43	81.53
	50	457	ARGONAUT GRP	85,360	92,513	81.49	89.23	0.42	81.94
	51	124	AMERISURE CO GRP	83,906	80,282	61.38	66.88	0.41	82.35
	52	4795	ATLAS FINANCIAL HOLDINGS GRP	82,797	69,548	43.59	50.80	0.40	82.76
	53	660	MERCURY GEN GRP	79,566	65,846	58.95	64.58	0.39	83.15
	54	93	STATE NATL GRP	78,968	76,639	111.18	153.51	0.38	83.53
	55	10642	CHEROKEE INS CO	78,707	75,406	66.69	79.42	0.38	83.91
	56	3495	INFINITY PROP & CAS INS GRP	70,888	67,397	60.72	66.58	0.35	84.26
	57	271	PENNSYLVANIA NATL INS GRP	70,665	68,628	57.58	63.92	0.34	84.60
	58	1285	XL AMER GRP	69,970	77,368	59.25	71.89	0.34	84.94
	59	867	BALDWIN & LYONS GRP	67,416	63,774	70.97	79.08	0.33	85.27
	60	4695	HEREFORD HOLDING GRP	66,865	66,106	62.82	75.95	0.33	85.60
	61	291	MOTORISTS MUT GRP	65,807	63,584	42.38	49.58	0.32	85.92
	62	748	MEADOWBROOK INS GRP	64,066	85,104	71.48	81.85	0.31	86.23
	63	586	ARBELLA INS GRP	63,991	60,714	50.17	53.37	0.31	86.54
	64	188	SAFETY GRP	63,984	60,804	68.20	73.14	0.31	86.86
	65	783	RLI INS GRP	63,949	54,352	59.32	71.10	0.31	87.17
	66	408	AMERICAN NATL FIN GRP	62,161	61,980	61.53	64.72	0.30	87.47

PROPERTY AND CASUALTY INSURANCE INDUSTRY
MARKET SHARE REPORT - TOTAL PREMIUM
BY GROUP
19.3, 19.4 - COMMERCIAL AUTO LIABILITY

May 15, 2014

STATE	Rank	Group/ Company Code	Group/ Company Name	Direct Premiums Written (000)	Direct Premiums Earned (000)	Direct Loss to EP Ratio	Direct Loss & DCC to EP Ratio	Market Share %	Cumulative Market Share %
Countrywide	67	761	ALLIANZ INS GRP	59,671	51,846	87.93	91.72	0.29	87.76
	68	88625	FIDUCIARY INS CO OF AMER	57,156	54,435	61.29	81.57	0.28	88.04
	69	15350	WEST BEND MUT INS CO	55,917	54,322	37.99	40.91	0.27	88.31
	70	4381	HOUSTON INTL INS GRP	54,127	21,919	153.76	161.87	0.26	88.58
	71	250	DONEGAL GRP	53,783	51,479	63.27	67.25	0.26	88.84
	72	1129	WHITE MOUNTAINS GRP	53,174	44,697	57.82	65.07	0.26	89.10
	73	226	MERCHANTS MUT GRP	52,532	51,419	72.56	83.78	0.26	89.35
	74	785	MARKEL CORP GRP	51,636	48,557	50.79	59.55	0.25	89.60
	75	10353	OOIDA RRG INC	50,555	39,787	77.42	86.34	0.25	89.85
	76	96	SECURA INS GRP	48,995	45,233	60.79	66.86	0.24	90.09
	77	4670	STARR GRP	45,039	36,637	67.62	75.04	0.22	90.31
	78	708	NEW JERSEY MANUFACTURERS GRP	43,446	43,468	66.89	76.37	0.21	90.52
	79	215	KEMPER CORP GRP	42,762	41,935	65.92	69.09	0.21	90.73
	80	517	HANNOVER GRP	42,589	34,716	61.08	70.26	0.21	90.94
	81	1309	FRANKENMUTH GRP	41,652	40,668	50.12	53.46	0.20	91.14
	82	246	PENNSYLVANIA LUMBERMENS GRP	37,897	36,135	50.89	55.13	0.18	91.32
	83	848	ARI INS CO GRP	37,615	31,130	80.09	87.55	0.18	91.51
	84	309	WESTERN NATL MUT GRP	37,443	35,326	61.56	67.69	0.18	91.69
	85	3489	DELEK GRP	37,041	37,444	52.75	61.24	0.18	91.87
	86	802	CAPITAL INS GRP	35,961	36,449	60.50	76.18	0.18	92.05
	87	473	AMERICAN FAMILY INS GRP	34,829	34,019	60.49	61.11	0.17	92.22
	88	153	PEKIN INS GRP	33,931	32,349	67.79	72.29	0.17	92.38
	89	11092	GLOBAL LIBERTY INS CO OF NY	33,741	31,159	36.80	40.37	0.16	92.55
	90	26905	CENTURY NATL INS CO	33,150	31,821	95.02	115.46	0.16	92.71
	91	18767	CHURCH MUT INS CO	30,764	31,286	49.04	51.30	0.15	92.86
	92	866	WESTERN WORLD GRP	28,999	25,412	71.39	77.68	0.14	93.00
	93	324	NORTH CAROLINA FARM BUREAU GRP	25,681	26,105	32.91	33.87	0.13	93.12
	94	333	MUTUAL OF ENUMCLAW GRP	25,274	23,925	49.43	51.51	0.12	93.25
	95	807	COLUMBIA INS GRP	24,561	24,859	79.32	89.37	0.12	93.37
	96	13683	ASCENDANT COMMERCIAL INS INC	24,188	24,506	44.22	63.58	0.12	93.48
	97	4715	MS & AD INS GRP	24,103	22,622	88.99	107.69	0.12	93.60
	98	36	CENTRAL MUT INS CO GRP	23,809	22,932	31.07	26.78	0.12	93.72
	99	14176	HASTINGS MUT INS CO	23,471	22,628	62.15	64.95	0.11	93.83
	100	4672	DONGBU INS GRP	22,198	21,564	57.43	63.96	0.11	93.94
	101	14207	SPIRIT COMMERCIAL AUTO RRG INC	21,649	14,228	48.95	52.13	0.11	94.05
	102	36030	MAYA ASSUR CO	21,179	18,966	51.75	87.69	0.10	94.15
	103	513	IOWA FARM BUREAU GRP	21,111	20,763	41.60	42.96	0.10	94.25
	104	50	COUNTRY INS & FIN SERV GRP	20,970	20,113	101.95	109.08	0.10	94.35
	105	123	SHELTER INS GRP	20,509	18,839	96.12	98.77	0.10	94.45
	106	161	TOPA EQUITIES LTD GRP	20,506	18,803	97.32	107.88	0.10	94.55
	107	303	GUIDEONE INS GRP	19,627	18,912	46.67	50.18	0.10	94.65
	108	11118	FEDERATED RURAL ELECTRIC INS EXCH	18,968	18,907	27.11	28.36	0.09	94.74
	109	4131	PRIME HOLDINGS INS GRP	18,800	11,095	38.83	44.65	0.09	94.83
	110	23663	NATIONAL AMER INS CO	18,547	17,304	68.54	72.91	0.09	94.92
	111	3219	NKSJ HOLDINGS INC GRP	18,335	17,217	86.50	118.73	0.09	95.01
	112	587	ATLANTIC AMER GRP	18,181	19,448	58.75	73.73	0.09	95.10
	113	518	GRINNELL MUT GRP	18,128	17,710	27.96	31.28	0.09	95.19
	114	3179	HOME STATE INS GRP	18,043	20,018	74.69	85.27	0.09	95.28
	115	13528	BROTHERHOOD MUT INS CO	18,020	17,208	50.79	55.06	0.09	95.37
	116	483	SOUTHERN FARM BUREAU CAS GRP	16,697	16,571	45.52	50.06	0.08	95.45
	117	67	MICHIGAN FARM BUREAU GRP	16,295	15,475	35.37	39.56	0.08	95.53
	118	26140	AMERICAN MILLENNIUM INS CO	16,238	13,354	74.81	84.60	0.08	95.61
	119	920	GLOBAL IND GRP	16,064	13,667	117.55	131.19	0.08	95.69
	120	11948	GLOBAL HAWK INS CO RRG	15,975	12,719	59.27	68.35	0.08	95.76
	121	3589	MAXUM SPECIALTY INS GRP	15,839	24,729	78.59	89.02	0.08	95.84
	122	963	OHIO MUT GRP	15,053	14,003	47.66	54.77	0.07	95.91
	123	40088	AMERICAN INTER FIDELITY EXCH	14,873	14,873	71.51	71.51	0.07	95.99
	124	1120	EVEREST REINS HOLDINGS GRP	14,172	9,984	28.57	33.91	0.07	96.06
	125	71	UNIVERSAL INS CO GRP	14,056	14,290	56.48	51.55	0.07	96.12
			INDUSTRY TOTAL	20,518,288	20,001,990	62.60	69.83	100.00	100.00

PROPERTY AND CASUALTY INSURANCE INDUSTRY
MARKET SHARE REPORT - TOTAL PREMIUM
BY GROUP
19.3, 19.4 - COMMERCIAL AUTO LIABILITY

May 15, 2014

STATE	Rank	Group/ Company Code	Group/ Company Name	Direct Premiums Written (000)	Direct Premiums Earned (000)	Direct Loss to EP Ratio	Direct Loss & DCC to EP Ratio	Market Share %	Cumulative Market Share %
Alabama	1	155	PROGRESSIVE GRP	26,611	26,470	70.22	72.77	9.29	9.29
	2	3548	TRAVELERS GRP	20,650	19,387	50.74	58.83	7.21	16.50
	3	280	AUTO OWNERS GRP	20,621	20,433	45.90	49.68	7.20	23.69
	4	12	AMERICAN INTL GRP	18,697	16,353	176.42	201.87	6.53	30.22
	5	140	NATIONWIDE CORP GRP	13,039	12,357	47.40	51.05	4.55	34.77
	6	150	OLD REPUBLIC GRP	11,530	13,130	110.24	122.47	4.02	38.80
	7	212	ZURICH INS GRP	11,390	11,742	32.13	38.34	3.98	42.77
	8	262	CANAL GRP	11,374	9,569	151.52	161.61	3.97	46.74
	9	271	PENNSYLVANIA NATL INS GRP	9,132	8,879	76.77	82.78	3.19	49.93
	10	244	CINCINNATI FIN GRP	8,459	8,019	57.01	61.89	2.95	52.88
			**STATE TOTAL **	286,498	276,363	74.80	83.64	100.00	100.00
Alaska	1	111	LIBERTY MUT GRP	7,140	7,104	40.97	51.06	14.23	14.23
	2	38733	ALASKA NATL INS CO	6,935	6,776	4.38	2.63	13.82	28.06
	3	155	PROGRESSIVE GRP	5,400	5,391	44.75	47.65	10.76	38.82
	4	212	ZURICH INS GRP	3,939	3,974	41.26	49.73	7.85	46.67
	5	31	BERKSHIRE HATHAWAY GRP	3,659	3,649	28.78	32.15	7.29	53.96
	6	84	AMERICAN FINANCIAL GRP	3,494	3,456	30.36	31.09	6.96	60.93
	7	140	NATIONWIDE CORP GRP	3,316	3,042	53.11	54.20	6.61	67.54
	8	12	AMERICAN INTL GRP	2,023	1,751	- 45.03	- 50.47	4.03	71.57
	9	3548	TRAVELERS GRP	1,816	1,645	57.47	69.35	3.62	75.19
	10	176	STATE FARM GRP	1,483	1,522	35.96	14.46	2.96	78.14
			**STATE TOTAL **	50,172	49,045	34.27	37.91	100.00	100.00
Arizona	1	140	NATIONWIDE CORP GRP	26,085	24,138	70.57	73.60	8.62	8.62
	2	212	ZURICH INS GRP	22,723	22,967	28.35	31.43	7.51	16.13
	3	3548	TRAVELERS GRP	21,225	21,122	31.80	35.43	7.01	23.14
	4	111	LIBERTY MUT GRP	16,796	17,589	58.72	62.39	5.55	28.69
	5	155	PROGRESSIVE GRP	13,837	13,711	75.43	79.84	4.57	33.27
	6	3098	TOKIO MARINE HOLDINGS INC GRP	11,102	10,557	52.18	57.52	3.67	36.93
	7	12	AMERICAN INTL GRP	10,727	12,063	49.61	60.84	3.54	40.48
	8	69	FARMERS INS GRP	9,457	9,286	58.28	59.56	3.13	43.60
	9	280	AUTO OWNERS GRP	9,336	9,462	96.07	113.64	3.09	46.69
	10	244	CINCINNATI FIN GRP	8,862	8,415	34.66	36.39	2.93	49.62
			**STATE TOTAL **	302,615	295,952	59.59	65.46	100.00	100.00
Arkansas	1	3548	TRAVELERS GRP	15,533	14,796	51.53	55.73	7.32	7.32
	2	155	PROGRESSIVE GRP	14,081	14,351	77.03	82.01	6.63	13.95
	3	10642	CHEROKEE INS CO	12,822	12,258	62.28	76.92	6.04	19.99
	4	150	OLD REPUBLIC GRP	10,177	10,146	33.95	38.27	4.79	24.79
	5	31	BERKSHIRE HATHAWAY GRP	9,031	7,363	45.34	50.39	4.25	29.04
	6	140	NATIONWIDE CORP GRP	8,773	8,354	88.97	90.67	4.13	33.18
	7	12	AMERICAN INTL GRP	8,329	9,066	66.31	76.60	3.92	37.10
	8	11839	CIRCLE STAR INS CO RRG	8,078	8,078	61.70	72.32	3.81	40.91
	9	98	WR BERKLEY CORP GRP	7,846	8,365	59.97	70.02	3.70	44.60
	10	212	ZURICH INS GRP	7,597	8,277	42.13	50.65	3.58	48.18
			**STATE TOTAL **	212,257	205,523	55.84	61.48	100.00	100.00
California	1	140	NATIONWIDE CORP GRP	181,434	170,739	68.63	76.55	8.93	8.93
	2	111	LIBERTY MUT GRP	177,399	171,939	54.06	58.59	8.73	17.65
	3	3548	TRAVELERS GRP	139,757	144,679	48.70	56.08	6.88	24.53
	4	212	ZURICH INS GRP	120,562	123,390	53.62	62.61	5.93	30.46
	5	155	PROGRESSIVE GRP	119,174	115,056	74.65	79.26	5.86	36.32
	6	12	AMERICAN INTL GRP	101,510	96,876	60.90	74.22	4.99	41.32
	7	69	FARMERS INS GRP	74,096	77,250	65.03	71.64	3.65	44.96
	8	2538	AMTRUST NGH GRP	67,019	58,814	60.47	62.09	3.30	48.26
	9	3098	TOKIO MARINE HOLDINGS INC GRP	53,483	51,246	65.30	69.72	2.63	50.89
	10	176	STATE FARM GRP	47,021	47,691	43.79	53.24	2.31	53.20
			**STATE TOTAL **	2,032,690	1,974,192	63.67	72.32	100.00	100.00

PROPERTY AND CASUALTY INSURANCE INDUSTRY
MARKET SHARE REPORT - TOTAL PREMIUM
BY GROUP
19.3, 19.4 - COMMERCIAL AUTO LIABILITY

May 15, 2014

STATE	Rank	Group/ Company Code	Group/ Company Name	Direct Premiums Written (000)	Direct Premiums Earned (000)	Direct Loss to EP Ratio	Direct Loss & DCC to EP Ratio	Market Share %	Cumulative Market Share %
Colorado	1	3548	TRAVELERS GRP	31,720	31,497	41.64	44.43	10.83	10.83
	2	155	PROGRESSIVE GRP	24,438	22,434	65.98	67.29	8.34	19.17
	3	111	LIBERTY MUT GRP	20,280	20,854	35.99	39.42	6.92	26.10
	4	212	ZURICH INS GRP	19,961	20,680	27.99	32.46	6.82	32.91
	5	140	NATIONWIDE CORP GRP	15,665	15,026	49.74	53.79	5.35	38.26
	6	150	OLD REPUBLIC GRP	14,739	14,138	73.07	82.86	5.03	43.29
	7	12	AMERICAN INTL GRP	13,235	12,896	127.49	149.19	4.52	47.81
	8	280	AUTO OWNERS GRP	9,992	9,538	96.32	113.83	3.41	51.22
	9	91	HARTFORD FIRE & CAS GRP	8,853	8,644	39.13	43.37	3.02	54.25
	10	3098	TOKIO MARINE HOLDINGS INC GRP	7,896	7,491	32.89	40.68	2.70	56.94
			**STATE TOTAL **	292,894	283,159	55.19	60.96	100.00	100.00
Connecticut	1	155	PROGRESSIVE GRP	29,750	27,461	62.26	67.00	10.36	10.36
	2	3548	TRAVELERS GRP	28,570	29,194	54.16	59.85	9.95	20.32
	3	111	LIBERTY MUT GRP	26,687	27,807	67.09	71.86	9.30	29.61
	4	140	NATIONWIDE CORP GRP	19,144	18,552	122.27	129.28	6.67	36.28
	5	91	HARTFORD FIRE & CAS GRP	15,414	16,681	100.11	108.19	5.37	41.65
	6	212	ZURICH INS GRP	14,505	14,237	74.75	87.46	5.05	46.71
	7	98	WR BERKLEY CORP GRP	13,524	13,517	53.68	57.58	4.71	51.42
	8	311	MAIN STREET AMER GRP	11,085	10,686	63.94	67.70	3.86	55.28
	9	12	AMERICAN INTL GRP	10,665	10,431	62.34	73.57	3.72	59.00
	10	3098	TOKIO MARINE HOLDINGS INC GRP	8,485	8,221	68.83	74.71	2.96	61.95
			**STATE TOTAL **	287,042	279,738	64.92	70.80	100.00	100.00
Delaware	1	84	AMERICAN FINANCIAL GRP	8,036	7,721	72.86	84.79	9.97	9.97
	2	140	NATIONWIDE CORP GRP	7,198	6,822	105.69	111.25	8.93	18.89
	3	250	DONEGAL GRP	5,541	5,321	81.01	86.24	6.87	25.77
	4	111	LIBERTY MUT GRP	4,784	5,081	84.17	85.60	5.93	31.70
	5	12	AMERICAN INTL GRP	4,630	4,536	162.54	185.51	5.74	37.44
	6	155	PROGRESSIVE GRP	4,460	4,409	90.97	95.17	5.53	42.97
	7	3548	TRAVELERS GRP	4,446	4,711	83.14	89.87	5.51	48.49
	8	212	ZURICH INS GRP	4,066	4,234	87.32	96.58	5.04	53.53
	9	242	SELECTIVE INS GRP	3,196	2,875	66.30	67.76	3.96	57.50
	10	228	WESTFIELD GRP	3,104	3,038	104.22	110.15	3.85	61.35
			**STATE TOTAL **	80,624	78,786	75.23	82.42	100.00	100.00
District Of Columbia	1	12	AMERICAN INTL GRP	5,649	5,366	98.57	110.97	15.95	15.95
	2	3548	TRAVELERS GRP	4,019	4,223	17.65	21.84	11.35	27.30
	3	13293	AMALGAMATED CAS INS CO	3,490	3,602	35.43	38.30	9.85	37.15
	4	2778	VFH CAPTIVE GRP	2,982	2,977	67.81	71.55	8.42	45.57
	5	3098	TOKIO MARINE HOLDINGS INC GRP	1,939	1,799	78.40	84.11	5.47	51.04
	6	212	ZURICH INS GRP	1,645	1,602	31.20	37.76	4.64	55.69
	7	91	HARTFORD FIRE & CAS GRP	1,581	1,506	32.18	38.13	4.46	60.15
	8	111	LIBERTY MUT GRP	1,467	1,464	17.19	10.47	4.14	64.29
	9	88	THE HANOVER INS GRP	1,121	1,052	23.33	28.52	3.16	67.45
	10	3385	ANACOSTIA HOLDING GRP	1,082	1,082	38.58	64.60	3.06	70.51
			**STATE TOTAL **	35,420	35,689	38.96	44.98	100.00	100.00
Florida	1	155	PROGRESSIVE GRP	227,073	215,218	67.84	73.53	16.09	16.09
	2	3548	TRAVELERS GRP	93,944	98,624	68.47	76.49	6.66	22.75
	3	280	AUTO OWNERS GRP	81,654	78,899	56.29	60.54	5.79	28.53
	4	212	ZURICH INS GRP	73,140	74,954	55.52	68.77	5.18	33.72
	5	12	AMERICAN INTL GRP	63,539	60,145	123.70	143.71	4.50	38.22
	6	111	LIBERTY MUT GRP	55,965	55,052	76.93	83.08	3.97	42.18
	7	140	NATIONWIDE CORP GRP	53,805	53,474	69.12	74.42	3.81	46.00
	8	474	FCCI MUT INS GRP	46,846	44,335	84.20	93.07	3.32	49.32
	9	228	WESTFIELD GRP	38,768	35,939	79.05	91.03	2.75	52.06
	10	31	BERKSHIRE HATHAWAY GRP	38,761	31,758	60.39	71.87	2.75	54.81
			**STATE TOTAL **	1,411,221	1,359,681	74.26	83.56	100.00	100.00

PROPERTY AND CASUALTY INSURANCE INDUSTRY
MARKET SHARE REPORT - TOTAL PREMIUM
BY GROUP
19.3, 19.4 - COMMERCIAL AUTO LIABILITY

May 15, 2014

STATE	Rank	Group/ Company Code	Group/ Company Name	Direct Premiums Written (000)	Direct Premiums Earned (000)	Direct Loss to EP Ratio	Direct Loss & DCC to EP Ratio	Market Share %	Cumulative Market Share %
Georgia	1	155	PROGRESSIVE GRP	48,025	49,512	61.35	65.25	7.97	7.97
	2	3548	TRAVELERS GRP	44,083	45,052	64.35	71.94	7.32	15.29
	3	12	AMERICAN INTL GRP	32,038	29,255	3.76	1.94	5.32	20.61
	4	280	AUTO OWNERS GRP	31,003	29,913	68.97	75.56	5.15	25.76
	5	140	NATIONWIDE CORP GRP	28,217	26,933	79.25	83.68	4.68	30.44
	6	31	BERKSHIRE HATHAWAY GRP	24,464	17,753	61.89	73.38	4.06	34.50
	7	212	ZURICH INS GRP	22,430	26,308	90.18	106.67	3.72	38.22
	8	111	LIBERTY MUT GRP	21,657	22,656	40.82	44.02	3.60	41.82
	9	244	CINCINNATI FIN GRP	19,446	17,611	54.47	57.31	3.23	45.05
	10	228	WESTFIELD GRP	18,216	17,374	73.19	82.23	3.02	48.07
			**STATE TOTAL **	602,381	582,029	62.87	68.96	100.00	100.00
Hawaii	1	3098	TOKIO MARINE HOLDINGS INC GRP	16,315	15,762	43.12	46.99	21.33	21.33
	2	106	ISLAND INS CO GRP	10,508	10,346	21.22	26.42	13.74	35.06
	3	84	AMERICAN FINANCIAL GRP	9,580	8,978	23.09	26.78	12.52	47.59
	4	4672	DONGBU INS GRP	7,340	7,084	53.08	60.59	9.59	57.18
	5	158	FAIRFAX FIN GRP	5,904	5,718	13.84	12.87	7.72	64.90
	6	212	ZURICH INS GRP	5,439	5,482	31.66	37.40	7.11	72.01
	7	4715	MS & AD INS GRP	5,349	5,302	57.26	59.02	6.99	79.00
	8	12	AMERICAN INTL GRP	1,987	1,824	190.30	198.95	2.60	81.60
	9	761	ALLIANZ INS GRP	1,885	1,937	197.08	199.61	2.46	84.06
	10	3548	TRAVELERS GRP	1,817	1,812	45.66	48.94	2.38	86.43
			**STATE TOTAL **	76,500	75,924	44.59	48.59	100.00	100.00
Idaho	1	111	LIBERTY MUT GRP	8,898	8,844	39.50	41.66	9.58	9.58
	2	150	OLD REPUBLIC GRP	7,570	7,138	58.63	63.74	8.15	17.73
	3	155	PROGRESSIVE GRP	6,937	6,832	87.04	93.20	7.47	25.19
	4	3548	TRAVELERS GRP	6,201	6,117	46.08	52.88	6.68	31.87
	5	140	NATIONWIDE CORP GRP	5,734	5,519	49.98	52.16	6.17	38.04
	6	244	CINCINNATI FIN GRP	4,581	4,515	50.57	53.43	4.93	42.97
	7	842	FARM BUREAU GRP	3,995	3,913	46.16	49.92	4.30	47.27
	8	98	WR BERKLEY CORP GRP	3,547	3,438	- 3.74	- 8.96	3.82	51.09
	9	333	MUTUAL OF ENUMCLAW GRP	3,262	3,103	17.37	18.86	3.51	54.60
	10	212	ZURICH INS GRP	2,795	3,221	102.24	114.76	3.01	57.61
			**STATE TOTAL **	92,896	90,359	53.01	57.60	100.00	100.00
Illinois	1	3548	TRAVELERS GRP	63,556	59,948	69.82	76.10	7.81	7.81
	2	212	ZURICH INS GRP	43,345	42,689	64.91	75.63	5.33	13.13
	3	150	OLD REPUBLIC GRP	40,290	38,927	64.76	71.42	4.95	18.08
	4	225	IAT REINS CO GRP	37,668	35,931	40.86	46.62	4.63	22.71
	5	140	NATIONWIDE CORP GRP	33,725	33,003	62.67	69.43	4.14	26.85
	6	12	AMERICAN INTL GRP	32,307	32,331	102.79	115.78	3.97	30.82
	7	155	PROGRESSIVE GRP	31,822	31,831	81.36	86.85	3.91	34.73
	8	244	CINCINNATI FIN GRP	22,425	22,104	54.85	59.94	2.76	37.49
	9	14184	ACUITY A MUT INS CO	21,740	20,597	50.80	53.92	2.67	40.16
	10	111	LIBERTY MUT GRP	20,582	21,920	63.78	67.00	2.53	42.69
			**STATE TOTAL **	813,963	788,317	65.44	72.48	100.00	100.00
Indiana	1	12	AMERICAN INTL GRP	35,379	30,376	57.04	68.32	8.69	8.69
	2	140	NATIONWIDE CORP GRP	28,305	28,418	69.35	73.63	6.96	15.65
	3	3548	TRAVELERS GRP	28,179	27,857	64.08	69.09	6.92	22.57
	4	111	LIBERTY MUT GRP	20,754	21,123	69.21	73.76	5.10	27.67
	5	244	CINCINNATI FIN GRP	19,924	18,796	62.39	65.80	4.90	32.57
	6	280	AUTO OWNERS GRP	19,678	19,551	62.80	69.87	4.84	37.40
	7	212	ZURICH INS GRP	19,020	19,727	71.75	83.28	4.67	42.08
	8	155	PROGRESSIVE GRP	17,517	17,635	77.62	80.28	4.30	46.38
	9	150	OLD REPUBLIC GRP	15,859	15,435	68.67	77.10	3.90	50.28
	10	14184	ACUITY A MUT INS CO	11,772	11,379	32.48	31.82	2.89	53.17
			**STATE TOTAL **	406,962	393,630	60.75	66.40	100.00	100.00

PROPERTY AND CASUALTY INSURANCE INDUSTRY
MARKET SHARE REPORT - TOTAL PREMIUM
BY GROUP
19.3, 19.4 - COMMERCIAL AUTO LIABILITY

May 15, 2014

STATE	Rank	Group/ Company Code	Group/ Company Name	Direct Premiums Written (000)	Direct Premiums Earned (000)	Direct Loss to EP Ratio	Direct Loss & DCC to EP Ratio	Market Share %	Cumulative Market Share %
Iowa	1	140	NATIONWIDE CORP GRP	22,296	22,386	47.51	49.41	10.64	10.64
	2	150	OLD REPUBLIC GRP	22,066	21,726	49.09	54.63	10.53	21.17
	3	3548	TRAVELERS GRP	16,064	15,801	53.93	64.61	7.66	28.83
	4	62	EMC INS CO GRP	14,966	14,682	47.07	47.32	7.14	35.97
	5	248	UNITED FIRE & CAS GRP	9,681	9,174	31.96	32.55	4.62	40.59
	6	155	PROGRESSIVE GRP	9,460	9,543	49.28	54.28	4.51	45.10
	7	12	AMERICAN INTL GRP	8,863	9,465	41.94	46.44	4.23	49.33
	8	14184	ACUITY A MUT INS CO	7,237	6,725	64.41	47.96	3.45	52.78
	9	212	ZURICH INS GRP	6,925	7,312	37.48	43.10	3.30	56.09
	10	244	CINCINNATI FIN GRP	6,180	5,970	72.73	74.57	2.95	59.04
			**STATE TOTAL **	209,596	208,251	45.55	49.35	100.00	100.00
Kansas	1	140	NATIONWIDE CORP GRP	20,844	20,102	55.43	58.82	12.82	12.82
	2	3548	TRAVELERS GRP	14,529	14,353	47.90	50.80	8.94	21.76
	3	62	EMC INS CO GRP	13,205	12,839	82.73	92.26	8.12	29.88
	4	150	OLD REPUBLIC GRP	9,260	9,291	65.39	76.60	5.70	35.58
	5	155	PROGRESSIVE GRP	8,378	8,348	70.58	72.32	5.15	40.73
	6	212	ZURICH INS GRP	7,097	7,459	99.74	106.71	4.37	45.10
	7	98	WR BERKLEY CORP GRP	6,715	6,498	30.95	36.19	4.13	49.23
	8	111	LIBERTY MUT GRP	5,677	6,004	71.32	76.40	3.49	52.72
	9	84	AMERICAN FINANCIAL GRP	5,319	4,471	14.50	20.64	3.27	55.99
	10	31	BERKSHIRE HATHAWAY GRP	4,868	4,141	45.11	50.02	2.99	58.99
			**STATE TOTAL **	162,561	159,995	56.20	60.40	100.00	100.00
Kentucky	1	111	LIBERTY MUT GRP	24,214	23,599	64.81	68.32	9.25	9.25
	2	3548	TRAVELERS GRP	20,254	20,902	54.82	60.28	7.74	16.99
	3	155	PROGRESSIVE GRP	14,238	14,818	56.22	59.47	5.44	22.44
	4	244	CINCINNATI FIN GRP	13,866	12,886	34.43	39.92	5.30	27.73
	5	12	AMERICAN INTL GRP	13,264	13,353	51.04	59.23	5.07	32.80
	6	150	OLD REPUBLIC GRP	10,464	10,878	89.17	94.19	4.00	36.80
	7	109	KENTUCKY FARM BUREAU GRP	9,667	9,685	52.91	57.23	3.69	40.50
	8	140	NATIONWIDE CORP GRP	8,948	8,546	77.25	81.58	3.42	43.92
	9	212	ZURICH INS GRP	8,859	9,565	53.53	64.32	3.39	47.30
	10	280	AUTO OWNERS GRP	8,046	7,512	66.37	73.61	3.07	50.38
			**STATE TOTAL **	261,663	255,224	55.86	62.84	100.00	100.00
Louisiana	1	3548	TRAVELERS GRP	50,058	49,410	91.19	101.83	10.20	10.20
	2	111	LIBERTY MUT GRP	43,281	43,299	77.84	84.04	8.82	19.02
	3	155	PROGRESSIVE GRP	38,971	38,240	80.58	84.43	7.94	26.96
	4	4381	HOUSTON INTL INS GRP	30,125	7,292	333.65	350.95	6.14	33.10
	5	12	AMERICAN INTL GRP	27,138	28,619	125.50	147.65	5.53	38.63
	6	212	ZURICH INS GRP	23,541	22,346	93.92	115.60	4.80	43.42
	7	796	QBE INS GRP	20,970	20,374	81.36	87.65	4.27	47.70
	8	2538	AMTRUST NGH GRP	14,890	16,606	100.65	111.55	3.03	50.73
	9	3478	HALLMARK FIN SERV GRP	14,872	13,357	69.02	76.76	3.03	53.76
	10	31	BERKSHIRE HATHAWAY GRP	14,831	11,298	46.82	61.68	3.02	56.78
			**STATE TOTAL **	490,772	458,135	84.29	95.18	100.00	100.00
Maine	1	98	WR BERKLEY CORP GRP	13,284	12,770	83.80	85.96	15.74	15.74
	2	111	LIBERTY MUT GRP	10,729	10,704	55.41	58.87	12.71	28.45
	3	88	THE HANOVER INS GRP	10,387	10,509	59.76	62.52	12.31	40.76
	4	155	PROGRESSIVE GRP	6,809	6,838	56.56	60.28	8.07	48.83
	5	3548	TRAVELERS GRP	5,914	5,716	46.72	49.66	7.01	55.84
	6	15997	MMG INS CO	3,898	3,680	46.12	48.00	4.62	60.45
	7	1309	FRANKENMUTH GRP	3,850	3,599	20.86	23.32	4.56	65.02
	8	140	NATIONWIDE CORP GRP	3,360	3,089	42.59	43.28	3.98	69.00
	9	212	ZURICH INS GRP	2,393	2,574	101.00	97.16	2.83	71.83
	10	150	OLD REPUBLIC GRP	1,917	1,841	55.68	65.19	2.27	74.10
			**STATE TOTAL **	84,395	82,543	59.12	62.52	100.00	100.00

PROPERTY AND CASUALTY INSURANCE INDUSTRY
MARKET SHARE REPORT - TOTAL PREMIUM
BY GROUP
19.3, 19.4 - COMMERCIAL AUTO LIABILITY

May 15, 2014

STATE	Rank	Group/ Company Code	Group/ Company Name	Direct Premiums Written (000)	Direct Premiums Earned (000)	Direct Loss to EP Ratio	Direct Loss & DCC to EP Ratio	Market Share %	Cumulative Market Share %
Maryland	1	140	NATIONWIDE CORP GRP	33,727	32,704	57.78	61.86	9.36	9.36
	2	213	ERIE INS GRP	33,064	31,914	61.94	67.87	9.17	18.53
	3	3548	TRAVELERS GRP	27,707	28,836	49.22	54.76	7.69	26.22
	4	155	PROGRESSIVE GRP	23,095	23,476	45.38	48.37	6.41	32.63
	5	111	LIBERTY MUT GRP	20,563	21,881	59.74	62.20	5.71	38.33
	6	212	ZURICH INS GRP	18,299	18,645	57.85	66.76	5.08	43.41
	7	242	SELECTIVE INS GRP	18,201	16,860	64.37	66.36	5.05	48.46
	8	91	HARTFORD FIRE & CAS GRP	17,277	17,124	28.56	26.33	4.79	53.25
	9	12	AMERICAN INTL GRP	11,758	10,974	62.24	87.80	3.26	56.51
	10	244	CINCINNATI FIN GRP	10,896	10,362	79.51	84.49	3.02	59.54
			**STATE TOTAL **	360,434	352,863	51.11	56.14	100.00	100.00
Massachusetts	1	3548	TRAVELERS GRP	69,679	70,874	47.16	49.40	13.32	13.32
	2	411	MAPFRE INS GRP	66,131	62,411	71.41	73.26	12.64	25.96
	3	188	SAFETY GRP	63,000	60,113	68.46	73.45	12.04	38.00
	4	586	ARBELLA INS GRP	57,570	54,808	50.19	53.21	11.00	49.00
	5	111	LIBERTY MUT GRP	24,756	24,918	44.34	46.21	4.73	53.73
	6	88	THE HANOVER INS GRP	23,185	22,497	26.76	29.80	4.43	58.17
	7	12	AMERICAN INTL GRP	19,190	16,320	112.35	123.24	3.67	61.83
	8	3098	TOKIO MARINE HOLDINGS INC GRP	19,140	18,950	33.43	34.82	3.66	65.49
	9	98	WR BERKLEY CORP GRP	19,129	18,471	47.53	51.01	3.66	69.15
	10	84	AMERICAN FINANCIAL GRP	16,909	17,778	72.95	82.28	3.23	72.38
			**STATE TOTAL **	523,198	511,022	55.78	59.06	100.00	100.00
Michigan	1	280	AUTO OWNERS GRP	46,097	44,947	98.64	110.42	8.69	8.69
	2	3548	TRAVELERS GRP	31,645	30,162	37.97	44.63	5.96	14.65
	3	12	AMERICAN INTL GRP	27,282	24,791	46.64	52.76	5.14	19.79
	4	10642	CHEROKEE INS CO	26,507	26,723	76.98	91.79	4.99	24.79
	5	155	PROGRESSIVE GRP	23,503	24,840	96.06	102.36	4.43	29.21
	6	212	ZURICH INS GRP	22,682	23,889	124.06	135.37	4.27	33.49
	7	88	THE HANOVER INS GRP	18,499	18,182	80.33	83.35	3.49	36.97
	8	140	NATIONWIDE CORP GRP	17,005	16,283	226.89	229.17	3.20	40.18
	9	67	MICHIGAN FARM BUREAU GRP	16,295	15,475	35.37	39.56	3.07	43.25
	10	244	CINCINNATI FIN GRP	15,059	14,097	45.63	49.22	2.84	46.09
			**STATE TOTAL **	530,679	503,012	76.45	84.62	100.00	100.00
Minnesota	1	150	OLD REPUBLIC GRP	36,618	36,737	59.31	66.19	11.50	11.50
	2	280	AUTO OWNERS GRP	22,914	22,663	60.12	66.25	7.20	18.70
	3	3548	TRAVELERS GRP	22,364	22,062	32.41	37.84	7.03	25.73
	4	140	NATIONWIDE CORP GRP	17,590	16,722	64.80	66.43	5.53	31.25
	5	155	PROGRESSIVE GRP	14,597	13,995	72.74	77.70	4.59	35.84
	6	309	WESTERN NATL MUT GRP	13,674	13,330	58.53	65.38	4.30	40.13
	7	212	ZURICH INS GRP	13,369	12,832	60.79	66.87	4.20	44.33
	8	62	EMC INS CO GRP	10,416	9,876	80.53	90.02	3.27	47.60
	9	12	AMERICAN INTL GRP	9,743	10,580	25.13	29.01	3.06	50.66
	10	111	LIBERTY MUT GRP	8,388	8,816	42.22	44.65	2.64	53.30
			**STATE TOTAL **	318,338	310,811	51.67	56.89	100.00	100.00
Mississippi	1	3548	TRAVELERS GRP	24,045	23,858	50.54	56.79	10.86	10.86
	2	155	PROGRESSIVE GRP	19,467	19,950	64.38	67.78	8.79	19.65
	3	212	ZURICH INS GRP	15,992	15,760	43.58	54.76	7.22	26.87
	4	98	WR BERKLEY CORP GRP	11,044	11,358	29.33	33.67	4.99	31.85
	5	474	FCCI MUT INS GRP	9,704	9,023	36.12	39.10	4.38	36.23
	6	140	NATIONWIDE CORP GRP	8,768	7,846	74.30	80.68	3.96	40.19
	7	111	LIBERTY MUT GRP	8,403	8,188	69.92	72.35	3.79	43.99
	8	12	AMERICAN INTL GRP	7,698	7,033	56.23	66.53	3.48	47.46
	9	150	OLD REPUBLIC GRP	7,673	6,673	86.35	93.77	3.46	50.92
	10	262	CANAL GRP	7,515	7,867	114.60	123.77	3.39	54.32
			**STATE TOTAL **	221,489	213,513	62.16	70.09	100.00	100.00

PROPERTY AND CASUALTY INSURANCE INDUSTRY
MARKET SHARE REPORT - TOTAL PREMIUM
BY GROUP
19.3, 19.4 - COMMERCIAL AUTO LIABILITY

May 15, 2014

STATE	Rank	Group/ Company Code	Group/ Company Name	Direct Premiums Written (000)	Direct Premiums Earned (000)	Direct Loss to EP Ratio	Direct Loss & DCC to EP Ratio	Market Share %	Cumulative Market Share %
Missouri	1	3548	TRAVELERS GRP	29,032	27,941	73.64	79.64	7.93	7.93
	2	867	BALDWIN & LYONS GRP	25,354	25,132	103.68	111.81	6.92	14.85
	3	140	NATIONWIDE CORP GRP	25,054	24,031	60.94	67.34	6.84	21.69
	4	150	OLD REPUBLIC GRP	22,050	21,476	54.58	62.60	6.02	27.71
	5	212	ZURICH INS GRP	17,513	19,440	47.32	58.05	4.78	32.49
	6	155	PROGRESSIVE GRP	16,785	16,839	67.99	71.40	4.58	37.08
	7	111	LIBERTY MUT GRP	16,145	17,206	57.08	61.01	4.41	41.49
	8	98	WR BERKLEY CORP GRP	12,675	9,747	83.29	89.89	3.46	44.95
	9	244	CINCINNATI FIN GRP	11,449	11,104	36.23	39.69	3.13	48.07
	10	84	AMERICAN FINANCIAL GRP	9,188	8,678	25.32	32.20	2.51	50.58
			STATE TOTAL	366,225	356,445	58.74	65.03	100.00	100.00
Montana	1	3548	TRAVELERS GRP	8,835	9,025	63.71	67.11	9.82	9.82
	2	111	LIBERTY MUT GRP	8,241	8,165	43.68	46.65	9.16	18.99
	3	155	PROGRESSIVE GRP	6,916	6,753	76.08	81.43	7.69	26.68
	4	140	NATIONWIDE CORP GRP	6,400	6,167	63.97	66.81	7.12	33.79
	5	150	OLD REPUBLIC GRP	6,381	6,273	36.53	43.88	7.09	40.89
	6	244	CINCINNATI FIN GRP	5,491	5,087	92.33	95.95	6.11	46.99
	7	62	EMC INS CO GRP	4,132	4,165	48.13	56.34	4.59	51.59
	8	212	ZURICH INS GRP	3,599	3,931	79.93	86.46	4.00	55.59
	9	761	ALLIANZ INS GRP	3,101	2,871	69.30	73.81	3.45	59.04
	10	69	FARMERS INS GRP	2,751	2,479	50.16	58.31	3.06	62.10
			STATE TOTAL	89,939	87,473	60.62	66.82	100.00	100.00
Nebraska	1	150	OLD REPUBLIC GRP	17,153	17,228	46.00	49.44	13.44	13.44
	2	140	NATIONWIDE CORP GRP	15,401	14,717	66.74	70.08	12.06	25.50
	3	3548	TRAVELERS GRP	9,759	10,216	53.77	57.10	7.64	33.15
	4	62	EMC INS CO GRP	9,275	9,023	24.68	23.33	7.27	40.41
	5	155	PROGRESSIVE GRP	6,561	6,634	41.01	42.80	5.14	45.55
	6	12	AMERICAN INTL GRP	4,477	4,217	37.12	38.58	3.51	49.06
	7	98	WR BERKLEY CORP GRP	4,451	4,356	67.30	72.07	3.49	52.55
	8	212	ZURICH INS GRP	4,046	4,086	54.99	65.15	3.17	55.72
	9	111	LIBERTY MUT GRP	3,341	3,436	49.31	57.08	2.62	58.33
	10	248	UNITED FIRE & CAS GRP	3,156	3,001	42.36	42.42	2.47	60.80
			STATE TOTAL	127,653	125,638	43.42	46.72	100.00	100.00
Nevada	1	111	LIBERTY MUT GRP	16,987	16,453	72.34	80.32	9.75	9.75
	2	212	ZURICH INS GRP	11,256	12,051	33.82	40.51	6.46	16.21
	3	3548	TRAVELERS GRP	10,378	10,224	83.38	93.67	5.96	22.17
	4	19020	BELL UNITED INS CO	9,445	9,445	18.17	18.35	5.42	27.59
	5	140	NATIONWIDE CORP GRP	9,159	8,727	73.16	86.29	5.26	32.85
	6	155	PROGRESSIVE GRP	8,984	8,706	74.41	78.89	5.16	38.01
	7	12	AMERICAN INTL GRP	8,625	8,054	67.03	84.63	4.95	42.96
	8	62	EMC INS CO GRP	7,670	7,307	100.38	112.21	4.40	47.36
	9	3098	TOKIO MARINE HOLDINGS INC GRP	6,381	5,613	200.40	213.09	3.66	51.02
	10	69	FARMERS INS GRP	5,811	5,530	107.37	111.87	3.34	54.36
			STATE TOTAL	174,205	170,319	79.94	90.52	100.00	100.00
New Hampshire	1	98	WR BERKLEY CORP GRP	13,949	13,466	31.58	32.40	17.19	17.19
	2	111	LIBERTY MUT GRP	10,264	10,321	44.19	46.12	12.65	29.84
	3	3548	TRAVELERS GRP	5,691	5,838	27.88	29.47	7.01	36.85
	4	88	THE HANOVER INS GRP	4,446	4,621	49.49	52.66	5.48	42.33
	5	155	PROGRESSIVE GRP	4,300	4,230	85.83	87.32	5.30	47.63
	6	212	ZURICH INS GRP	3,408	3,831	28.27	32.32	4.20	51.83
	7	15997	MMG INS CO	2,764	2,670	78.95	85.12	3.41	55.23
	8	226	MERCHANTS MUT GRP	2,479	2,550	50.43	57.10	3.05	58.29
	9	140	NATIONWIDE CORP GRP	2,427	2,662	32.59	20.85	2.99	61.28
	10	3098	TOKIO MARINE HOLDINGS INC GRP	2,335	2,235	- 3.27	- 10.82	2.88	64.16
			STATE TOTAL	81,148	79,750	47.18	49.76	100.00	100.00

PROPERTY AND CASUALTY INSURANCE INDUSTRY
MARKET SHARE REPORT - TOTAL PREMIUM
BY GROUP
19.3, 19.4 - COMMERCIAL AUTO LIABILITY

May 15, 2014

STATE	Rank	Group/ Company Code	Group/ Company Name	Direct Premiums Written (000)	Direct Premiums Earned (000)	Direct Loss to EP Ratio	Direct Loss & DCC to EP Ratio	Market Share %	Cumulative Market Share %
New Jersey	1	155	PROGRESSIVE GRP	65,074	66,679	47.15	52.09	6.96	6.96
	2	242	SELECTIVE INS GRP	64,926	61,734	62.91	66.28	6.94	13.90
	3	111	LIBERTY MUT GRP	62,934	67,291	79.46	84.70	6.73	20.63
	4	12	AMERICAN INTL GRP	57,989	53,330	57.40	68.37	6.20	26.82
	5	140	NATIONWIDE CORP GRP	52,901	49,210	83.88	91.74	5.66	32.48
	6	3548	TRAVELERS GRP	49,071	50,612	76.74	87.01	5.25	37.73
	7	708	NEW JERSEY MANUFACTURERS GRP	43,446	43,468	66.89	76.37	4.64	42.37
	8	848	ARI INS CO GRP	37,615	31,130	80.09	87.55	4.02	46.39
	9	212	ZURICH INS GRP	34,983	35,999	86.26	103.07	3.74	50.13
	10	1316	KNIGHTBROOK INS GRP	31,095	29,514	50.40	50.40	3.32	53.46
			**STATE TOTAL **	935,414	901,691	71.37	80.41	100.00	100.00
New Mexico	1	3548	TRAVELERS GRP	14,186	14,068	83.23	92.36	11.34	11.34
	2	155	PROGRESSIVE GRP	11,149	10,670	50.08	53.93	8.92	20.26
	3	111	LIBERTY MUT GRP	8,804	9,403	19.34	23.64	7.04	27.30
	4	212	ZURICH INS GRP	6,975	7,412	74.33	97.90	5.58	32.88
	5	150	OLD REPUBLIC GRP	6,158	5,996	76.76	81.79	4.92	37.80
	6	140	NATIONWIDE CORP GRP	5,969	5,691	24.45	33.74	4.77	42.57
	7	791	MOUNTAIN STATES INS CO GRP	4,611	4,563	78.01	86.65	3.69	46.26
	8	62	EMC INS CO GRP	4,535	4,106	56.31	54.99	3.63	49.89
	9	12	AMERICAN INTL GRP	4,444	3,792	50.65	63.96	3.55	53.44
	10	218	CNA INS GRP	4,334	4,425	52.28	56.77	3.47	56.90
			**STATE TOTAL **	125,060	120,881	60.28	68.75	100.00	100.00
New York	1	16616	AMERICAN TRANSIT INS CO	141,055	140,529	50.18	77.89	8.25	8.25
	2	3548	TRAVELERS GRP	105,011	109,762	67.77	75.51	6.14	14.39
	3	155	PROGRESSIVE GRP	94,396	89,800	63.38	70.36	5.52	19.90
	4	140	NATIONWIDE CORP GRP	81,464	74,362	68.14	75.04	4.76	24.67
	5	12	AMERICAN INTL GRP	78,640	76,204	85.47	94.74	4.60	29.26
	6	111	LIBERTY MUT GRP	67,204	73,460	82.47	86.60	3.93	33.19
	7	2538	AMTRUST NGH GRP	67,067	56,489	91.44	100.90	3.92	37.11
	8	4695	HEREFORD HOLDING GRP	66,865	66,106	62.82	75.95	3.91	41.02
	9	88625	FIDUCIARY INS CO OF AMER	57,156	54,435	61.29	81.57	3.34	44.36
	10	91	HARTFORD FIRE & CAS GRP	49,411	52,109	166.35	190.55	2.89	47.25
			**STATE TOTAL **	1,710,547	1,671,182	70.66	82.37	100.00	100.00
North Carolina	1	3548	TRAVELERS GRP	41,240	38,199	34.51	37.13	8.40	8.40
	2	140	NATIONWIDE CORP GRP	32,855	31,398	67.25	70.37	6.70	15.10
	3	324	NORTH CAROLINA FARM BUREAU GRP	25,681	26,105	32.91	33.87	5.23	20.33
	4	212	ZURICH INS GRP	23,582	23,778	34.33	38.38	4.81	25.14
	5	111	LIBERTY MUT GRP	20,561	22,202	43.87	45.89	4.19	29.33
	6	213	ERIE INS GRP	19,850	19,169	61.20	64.67	4.05	33.38
	7	225	IAT REINS CO GRP	19,726	12,562	70.85	74.56	4.02	37.40
	8	12	AMERICAN INTL GRP	18,884	18,291	65.16	71.96	3.85	41.25
	9	280	AUTO OWNERS GRP	18,783	18,881	63.06	69.99	3.83	45.07
	10	155	PROGRESSIVE GRP	18,782	18,734	53.70	56.98	3.83	48.90
			**STATE TOTAL **	490,666	478,780	56.21	60.33	100.00	100.00
North Dakota	1	150	OLD REPUBLIC GRP	10,968	10,324	38.62	40.68	13.27	13.27
	2	212	ZURICH INS GRP	6,131	5,985	60.87	67.46	7.42	20.69
	3	155	PROGRESSIVE GRP	5,948	5,783	85.94	90.13	7.20	27.89
	4	140	NATIONWIDE CORP GRP	5,814	5,851	34.90	38.25	7.04	34.92
	5	31	BERKSHIRE HATHAWAY GRP	5,508	3,929	45.81	57.38	6.66	41.59
	6	3548	TRAVELERS GRP	4,599	4,431	85.11	87.62	5.56	47.15
	7	62	EMC INS CO GRP	3,484	3,477	60.55	62.36	4.22	51.37
	8	111	LIBERTY MUT GRP	3,220	3,079	21.08	26.79	3.90	55.26
	9	12	AMERICAN INTL GRP	2,875	2,719	100.25	113.30	3.48	58.74
	10	14184	ACUITY A MUT INS CO	2,807	2,393	27.41	41.52	3.40	62.14
			**STATE TOTAL **	82,640	78,728	53.85	58.76	100.00	100.00

PROPERTY AND CASUALTY INSURANCE INDUSTRY
MARKET SHARE REPORT - TOTAL PREMIUM
BY GROUP
19.3, 19.4 - COMMERCIAL AUTO LIABILITY

May 15, 2014

STATE	Rank	Group/ Company Code	Group/ Company Name	Direct Premiums Written (000)	Direct Premiums Earned (000)	Direct Loss to EP Ratio	Direct Loss & DCC to EP Ratio	Market Share %	Cumulative Market Share %
Ohio	1	244	CINCINNATI FIN GRP	55,768	54,449	45.49	48.53	9.59	9.59
	2	228	WESTFIELD GRP	40,562	40,403	54.82	62.62	6.97	16.56
	3	140	NATIONWIDE CORP GRP	36,038	33,999	47.33	50.06	6.20	22.75
	4	3548	TRAVELERS GRP	34,067	33,987	57.33	63.86	5.86	28.61
	5	155	PROGRESSIVE GRP	33,160	32,725	70.03	74.60	5.70	34.31
	6	212	ZURICH INS GRP	25,175	25,102	25.76	30.17	4.33	38.64
	7	111	LIBERTY MUT GRP	23,291	24,068	54.90	57.42	4.00	42.64
	8	291	MOTORISTS MUT GRP	20,763	20,292	56.89	61.31	3.57	46.21
	9	12	AMERICAN INTL GRP	20,364	21,095	64.54	70.13	3.50	49.71
	10	267	GRANGE MUT CAS GRP	18,529	17,584	43.89	47.27	3.19	52.90
			STATE TOTAL	581,724	569,791	49.53	54.11	100.00	100.00
Oklahoma	1	3548	TRAVELERS GRP	29,278	29,005	81.06	90.04	10.58	10.58
	2	155	PROGRESSIVE GRP	22,064	21,828	49.74	53.17	7.98	18.56
	3	212	ZURICH INS GRP	17,518	19,446	76.59	86.97	6.33	24.89
	4	111	LIBERTY MUT GRP	15,681	16,476	73.56	77.63	5.67	30.56
	5	150	OLD REPUBLIC GRP	14,994	14,786	48.31	55.05	5.42	35.98
	6	23663	NATIONAL AMER INS CO	11,862	11,554	64.48	65.91	4.29	40.27
	7	84	AMERICAN FINANCIAL GRP	10,155	10,118	51.19	61.72	3.67	43.94
	8	218	CNA INS GRP	9,692	8,932	43.97	50.71	3.50	47.44
	9	31	BERKSHIRE HATHAWAY GRP	9,683	6,857	23.83	28.52	3.50	50.94
	10	140	NATIONWIDE CORP GRP	8,369	7,744	75.47	83.50	3.03	53.97
			STATE TOTAL	276,632	271,834	61.60	67.19	100.00	100.00
Oregon	1	111	LIBERTY MUT GRP	40,994	40,242	41.59	45.22	19.07	19.07
	2	3548	TRAVELERS GRP	16,320	16,726	28.34	31.41	7.59	26.66
	3	69	FARMERS INS GRP	15,385	15,713	57.05	59.77	7.16	33.82
	4	155	PROGRESSIVE GRP	13,077	12,822	58.70	62.12	6.08	39.90
	5	140	NATIONWIDE CORP GRP	12,497	10,733	47.44	51.76	5.81	45.72
	6	212	ZURICH INS GRP	10,103	10,001	54.01	60.87	4.70	50.42
	7	150	OLD REPUBLIC GRP	10,091	9,933	12.55	15.32	4.69	55.11
	8	333	MUTUAL OF ENUMCLAW GRP	5,333	5,048	47.21	49.00	2.48	57.59
	9	3098	TOKIO MARINE HOLDINGS INC GRP	5,070	4,980	29.45	27.20	2.36	59.95
	10	31	BERKSHIRE HATHAWAY GRP	4,932	4,124	48.49	59.18	2.29	62.25
			STATE TOTAL	214,957	210,990	43.73	47.92	100.00	100.00
Pennsylvania	1	213	ERIE INS GRP	90,217	88,079	63.95	70.26	10.28	10.28
	2	140	NATIONWIDE CORP GRP	75,078	73,652	58.04	62.38	8.56	18.84
	3	3548	TRAVELERS GRP	55,163	55,574	58.44	64.31	6.29	25.13
	4	212	ZURICH INS GRP	49,247	50,480	72.65	86.77	5.61	30.74
	5	155	PROGRESSIVE GRP	41,893	42,636	42.66	46.84	4.78	35.52
	6	111	LIBERTY MUT GRP	40,766	43,813	44.85	48.02	4.65	40.16
	7	12	AMERICAN INTL GRP	31,349	30,223	44.69	53.30	3.57	43.74
	8	242	SELECTIVE INS GRP	30,883	29,523	54.04	57.07	3.52	47.26
	9	244	CINCINNATI FIN GRP	26,658	25,502	43.08	47.13	3.04	50.30
	10	3098	TOKIO MARINE HOLDINGS INC GRP	24,104	22,625	46.30	52.36	2.75	53.04
			STATE TOTAL	877,308	862,939	58.23	64.77	100.00	100.00
Rhode Island	1	155	PROGRESSIVE GRP	7,539	7,181	89.17	94.09	10.53	10.53
	2	3548	TRAVELERS GRP	6,949	7,045	20.10	21.33	9.70	20.23
	3	111	LIBERTY MUT GRP	5,843	6,138	56.06	58.31	8.16	28.39
	4	62	EMC INS CO GRP	4,782	4,561	68.14	73.93	6.68	35.07
	5	140	NATIONWIDE CORP GRP	4,497	4,560	50.20	55.76	6.28	41.35
	6	242	SELECTIVE INS GRP	4,383	4,337	57.46	59.44	6.12	47.47
	7	586	ARBELLA INS GRP	3,743	3,439	41.48	47.33	5.23	52.69
	8	3098	TOKIO MARINE HOLDINGS INC GRP	2,963	2,650	41.38	44.73	4.14	56.83
	9	91	HARTFORD FIRE & CAS GRP	2,406	2,631	69.90	74.57	3.36	60.19
	10	963	OHIO MUT GRP	2,260	2,009	48.24	54.26	3.16	63.35
			STATE TOTAL	71,615	69,861	59.18	63.54	100.00	100.00

PROPERTY AND CASUALTY INSURANCE INDUSTRY
MARKET SHARE REPORT - TOTAL PREMIUM
BY GROUP
19.3, 19.4 - COMMERCIAL AUTO LIABILITY

May 15, 2014

STATE	Rank	Group/ Company Code	Group/ Company Name	Direct Premiums Written (000)	Direct Premiums Earned (000)	Direct Loss to EP Ratio	Direct Loss & DCC to EP Ratio	Market Share %	Cumulative Market Share %
South Carolina	1	155	PROGRESSIVE GRP	18,231	17,735	66.92	70.85	7.35	7.35
	2	140	NATIONWIDE CORP GRP	16,644	15,590	77.09	79.93	6.71	14.05
	3	280	AUTO OWNERS GRP	14,103	13,681	82.18	90.82	5.68	19.74
	4	3548	TRAVELERS GRP	13,862	13,909	56.98	60.50	5.59	25.32
	5	12	AMERICAN INTL GRP	13,726	10,579	39.13	43.67	5.53	30.86
	6	111	LIBERTY MUT GRP	13,431	14,096	74.58	81.64	5.41	36.27
	7	212	ZURICH INS GRP	11,437	13,048	60.28	66.09	4.61	40.88
	8	91	HARTFORD FIRE & CAS GRP	7,492	7,372	56.72	58.22	3.02	43.90
	9	242	SELECTIVE INS GRP	7,417	6,894	42.94	45.51	2.99	46.89
	10	31	BERKSHIRE HATHAWAY GRP	7,393	5,183	42.47	47.75	2.98	49.86
			STATE TOTAL	248,146	239,732	62.21	67.24	100.00	100.00
South Dakota	1	150	OLD REPUBLIC GRP	9,101	9,072	89.81	95.54	15.03	15.03
	2	140	NATIONWIDE CORP GRP	5,873	5,580	40.90	48.67	9.70	24.74
	3	3548	TRAVELERS GRP	3,831	3,931	35.06	37.74	6.33	31.07
	4	14184	ACUITY A MUT INS CO	3,576	3,509	17.40	9.26	5.91	36.97
	5	280	AUTO OWNERS GRP	3,256	3,184	89.20	98.87	5.38	42.35
	6	98	WR BERKLEY CORP GRP	3,058	2,862	40.74	50.00	5.05	47.40
	7	155	PROGRESSIVE GRP	2,798	2,576	53.72	55.44	4.62	52.03
	8	248	UNITED FIRE & CAS GRP	2,297	2,272	69.02	74.08	3.79	55.82
	9	62	EMC INS CO GRP	2,237	2,167	38.94	39.33	3.70	59.52
	10	212	ZURICH INS GRP	2,100	2,022	92.98	110.77	3.47	62.98
			STATE TOTAL	60,534	59,006	57.37	61.19	100.00	100.00
Tennessee	1	3548	TRAVELERS GRP	26,594	26,172	66.49	72.82	7.61	7.61
	2	155	PROGRESSIVE GRP	19,249	19,354	65.31	69.25	5.51	13.12
	3	10642	CHEROKEE INS CO	19,047	17,960	49.95	60.26	5.45	18.57
	4	212	ZURICH INS GRP	17,993	16,117	51.65	61.84	5.15	23.72
	5	150	OLD REPUBLIC GRP	16,007	17,111	65.72	73.41	4.58	28.30
	6	244	CINCINNATI FIN GRP	14,936	13,610	70.50	75.35	4.27	32.58
	7	140	NATIONWIDE CORP GRP	14,531	14,845	80.04	83.39	4.16	36.73
	8	280	AUTO OWNERS GRP	14,422	14,296	33.61	37.66	4.13	40.86
	9	12	AMERICAN INTL GRP	14,407	16,155	48.50	62.15	4.12	44.98
	10	111	LIBERTY MUT GRP	13,724	14,502	35.51	40.34	3.93	48.91
			STATE TOTAL	349,426	342,169	59.16	65.88	100.00	100.00
Texas	1	155	PROGRESSIVE GRP	151,939	159,532	51.89	55.78	8.08	8.08
	2	12	AMERICAN INTL GRP	144,226	136,322	85.03	95.92	7.67	15.76
	3	3548	TRAVELERS GRP	130,473	128,778	70.89	79.38	6.94	22.70
	4	3478	HALLMARK FIN SERV GRP	107,717	93,231	66.86	75.08	5.73	28.43
	5	111	LIBERTY MUT GRP	106,878	108,632	64.81	69.44	5.69	34.12
	6	140	NATIONWIDE CORP GRP	101,987	91,867	72.13	77.75	5.43	39.55
	7	212	ZURICH INS GRP	82,339	83,159	59.65	68.49	4.38	43.93
	8	626	ACE LTD GRP	64,903	64,879	51.84	62.20	3.45	47.38
	9	150	OLD REPUBLIC GRP	63,911	57,532	80.84	88.18	3.40	50.78
	10	31	BERKSHIRE HATHAWAY GRP	62,294	42,706	60.07	72.86	3.31	54.09
			STATE TOTAL	1,879,423	1,793,351	66.56	74.17	100.00	100.00
Utah	1	3548	TRAVELERS GRP	15,215	14,865	68.04	74.59	9.49	9.49
	2	111	LIBERTY MUT GRP	12,974	13,347	57.91	59.65	8.09	17.58
	3	140	NATIONWIDE CORP GRP	12,121	11,661	57.40	62.11	7.56	25.13
	4	280	AUTO OWNERS GRP	9,727	9,482	47.95	57.08	6.06	31.20
	5	150	OLD REPUBLIC GRP	9,521	9,257	43.00	43.33	5.94	37.13
	6	155	PROGRESSIVE GRP	7,989	7,812	42.19	44.75	4.98	42.11
	7	244	CINCINNATI FIN GRP	7,335	6,809	69.95	76.83	4.57	46.69
	8	212	ZURICH INS GRP	6,817	8,024	143.76	158.37	4.25	50.94
	9	12	AMERICAN INTL GRP	6,726	6,544	82.17	87.72	4.19	55.13
	10	69	FARMERS INS GRP	6,370	6,688	43.80	48.09	3.97	59.10
			STATE TOTAL	160,388	157,550	63.17	68.95	100.00	100.00

PROPERTY AND CASUALTY INSURANCE INDUSTRY
MARKET SHARE REPORT - TOTAL PREMIUM
BY GROUP
19.3, 19.4 - COMMERCIAL AUTO LIABILITY

May 15, 2014

STATE	Rank	Group/ Company Code	Group/ Company Name	Direct Premiums Written (000)	Direct Premiums Earned (000)	Direct Loss to EP Ratio	Direct Loss & DCC to EP Ratio	Market Share %	Cumulative Market Share %
Vermont	1	98	WR BERKLEY CORP GRP	5,351	5,182	17.54	21.76	11.71	11.71
	2	111	LIBERTY MUT GRP	4,749	4,795	61.72	63.87	10.39	22.10
	3	155	PROGRESSIVE GRP	4,690	4,696	53.78	55.03	10.26	32.36
	4	140	NATIONWIDE CORP GRP	4,054	3,821	38.66	42.72	8.87	41.22
	5	3548	TRAVELERS GRP	3,087	3,037	97.99	100.10	6.75	47.98
	6	4726	ARCHER DANIELS MIDLAND GRP	2,140	2,041	100.93	110.73	4.68	52.66
	7	84	AMERICAN FINANCIAL GRP	2,001	725	- 7.92	- 5.98	4.38	57.04
	8	244	CINCINNATI FIN GRP	1,889	1,828	26.96	27.64	4.13	61.17
	9	15997	MMG INS CO	1,765	1,676	80.81	93.36	3.86	65.03
	10	12	AMERICAN INTL GRP	1,399	1,368	64.47	77.36	3.06	68.09
			STATE TOTAL	45,711	43,405	43.03	47.19	100.00	100.00
Virginia	1	140	NATIONWIDE CORP GRP	38,217	37,453	72.50	78.38	8.92	8.92
	2	155	PROGRESSIVE GRP	33,018	33,309	67.86	71.86	7.71	16.63
	3	12	AMERICAN INTL GRP	28,971	25,535	31.88	38.85	6.76	23.39
	4	213	ERIE INS GRP	28,542	27,159	53.17	58.46	6.66	30.06
	5	3548	TRAVELERS GRP	27,796	28,241	46.13	51.76	6.49	36.55
	6	111	LIBERTY MUT GRP	20,916	21,828	52.20	55.76	4.88	41.43
	7	212	ZURICH INS GRP	17,491	18,060	45.05	50.61	4.08	45.51
	8	244	CINCINNATI FIN GRP	16,467	15,820	67.01	72.55	3.84	49.36
	9	242	SELECTIVE INS GRP	13,743	13,505	57.62	60.31	3.21	52.57
	10	91	HARTFORD FIRE & CAS GRP	11,730	11,467	92.66	102.05	2.74	55.30
			STATE TOTAL	428,347	413,989	54.74	59.90	100.00	100.00
Washington	1	111	LIBERTY MUT GRP	68,156	64,923	41.78	45.50	18.13	18.13
	2	3548	TRAVELERS GRP	24,649	25,571	56.76	70.76	6.56	24.69
	3	212	ZURICH INS GRP	23,371	23,840	69.28	79.06	6.22	30.91
	4	150	OLD REPUBLIC GRP	23,163	20,997	54.01	56.02	6.16	37.07
	5	155	PROGRESSIVE GRP	20,985	19,164	81.36	85.99	5.58	42.66
	6	140	NATIONWIDE CORP GRP	19,138	17,445	79.72	84.22	5.09	47.75
	7	69	FARMERS INS GRP	18,355	18,354	61.96	65.32	4.88	52.63
	8	98	WR BERKLEY CORP GRP	17,401	16,841	49.57	57.18	4.63	57.26
	9	333	MUTUAL OF ENUMCLAW GRP	15,326	14,654	57.53	59.73	4.08	61.34
	10	12	AMERICAN INTL GRP	10,700	10,238	28.58	33.59	2.85	64.19
			STATE TOTAL	375,846	362,974	55.94	61.92	100.00	100.00
West Virginia	1	3548	TRAVELERS GRP	15,514	14,875	49.73	55.23	13.43	13.43
	2	140	NATIONWIDE CORP GRP	14,681	14,351	80.71	88.46	12.70	26.13
	3	213	ERIE INS GRP	10,515	10,419	47.31	52.96	9.10	35.23
	4	228	WESTFIELD GRP	8,757	8,707	61.02	67.87	7.58	42.81
	5	155	PROGRESSIVE GRP	6,182	6,214	68.56	71.94	5.35	48.16
	6	175	STATE AUTO MUT GRP	5,873	5,248	31.04	33.48	5.08	53.24
	7	12	AMERICAN INTL GRP	5,501	6,759	49.04	59.41	4.76	58.00
	8	212	ZURICH INS GRP	5,382	5,447	41.97	47.27	4.66	62.66
	9	244	CINCINNATI FIN GRP	4,828	4,624	80.26	83.36	4.18	66.83
	10	111	LIBERTY MUT GRP	3,009	3,252	34.16	38.78	2.60	69.44
			STATE TOTAL	115,561	114,450	59.49	66.55	100.00	100.00
Wisconsin	1	14184	ACUITY A MUT INS CO	27,453	26,605	47.32	52.05	8.09	8.09
	2	150	OLD REPUBLIC GRP	27,430	25,549	66.77	75.12	8.08	16.17
	3	3548	TRAVELERS GRP	23,289	22,842	65.24	74.67	6.86	23.02
	4	15350	WEST BEND MUT INS CO	21,336	20,769	42.03	45.03	6.28	29.31
	5	212	ZURICH INS GRP	12,434	12,481	54.92	64.54	3.66	32.97
	6	155	PROGRESSIVE GRP	11,886	12,426	82.26	86.82	3.50	36.47
	7	96	SECURA INS GRP	11,589	10,148	48.89	54.16	3.41	39.89
	8	796	QBE INS GRP	11,574	12,634	40.67	33.74	3.41	43.29
	9	140	NATIONWIDE CORP GRP	10,874	11,173	63.22	67.09	3.20	46.50
	10	244	CINCINNATI FIN GRP	9,905	9,506	51.56	55.36	2.92	49.42
			STATE TOTAL	339,511	332,005	52.53	57.47	100.00	100.00

PROPERTY AND CASUALTY INSURANCE INDUSTRY
MARKET SHARE REPORT - TOTAL PREMIUM
BY GROUP
19.3, 19.4 - COMMERCIAL AUTO LIABILITY

May 15, 2014

STATE	Rank	Group/ Company Code	Group/ Company Name	Direct Premiums Written (000)	Direct Premiums Earned (000)	Direct Loss to EP Ratio	Direct Loss & DCC to EP Ratio	Market Share %	Cumulative Market Share %
Wyoming	1	3548	TRAVELERS GRP	7,761	7,736	60.22	63.49	14.36	14.36
	2	111	LIBERTY MUT GRP	6,473	6,556	41.59	40.80	11.98	26.35
	3	150	OLD REPUBLIC GRP	5,080	4,996	53.70	52.62	9.40	35.75
	4	155	PROGRESSIVE GRP	4,419	4,239	75.22	79.00	8.18	43.93
	5	212	ZURICH INS GRP	4,208	4,105	51.61	61.20	7.79	51.72
	6	140	NATIONWIDE CORP GRP	3,848	3,554	7.66	11.98	7.12	58.84
	7	62	EMC INS CO GRP	2,898	2,841	47.45	42.39	5.36	64.20
	8	31	BERKSHIRE HATHAWAY GRP	2,036	1,401	82.80	116.93	3.77	67.97
	9	12	AMERICAN INTL GRP	1,885	1,792	- 1.04	6.77	3.49	71.46
	10	98	WR BERKLEY CORP GRP	1,196	986	42.11	48.71	2.21	73.67
			STATE TOTAL	54,028	51,969	50.59	54.97	100.00	100.00
Guam	1	12633	CENTURY INS CO GU LTD	1,223	1,049	167.04	176.81	23.77	23.77
	2	4672	DONGBU INS GRP	803	774	76.39	84.88	15.62	39.39
	3	18380	PACIFIC IND INS CO	779	781	108.74	116.94	15.14	54.53
	4	3098	TOKIO MARINE HOLDINGS INC GRP	644	586	57.80	87.44	12.52	67.06
	5	4715	MS & AD INS GRP	493	483	8.27	8.27	9.59	76.65
	6	12	AMERICAN INTL GRP	440	561	215.37	260.33	8.56	85.21
	7	13597	CHUNG KUO INS CO LTD	292	278	25.90	43.01	5.67	90.89
	8	626	ACE LTD GRP	172	137	3.86	3.84	3.35	94.24
	9	10972	FIRST NET INS CO	145	135	37.57	47.29	2.82	97.06
	10	212	ZURICH INS GRP	133	132	11.33	13.23	2.58	99.64
			STATE TOTAL	5,143	4,927	99.94	114.57	100.00	100.00
Puerto Rico	1	71	UNIVERSAL INS CO GRP	14,056	14,290	56.48	51.55	20.29	20.29
	2	411	MAPFRE INS GRP	13,641	13,707	68.99	69.82	19.69	39.97
	3	4802	TRIPLE S GRP	13,371	14,004	84.89	90.64	19.30	59.27
	4	3526	COOPERATIVA DE SEGUROS MULTIPLES GRP	8,725	8,651	42.67	42.78	12.59	71.86
	5	26778	INTEGRAND ASSUR CO	5,745	6,515	38.45	52.61	8.29	80.15
	6	796	QBE INS GRP	3,707	2,942	60.40	60.67	5.35	85.50
	7	12	AMERICAN INTL GRP	2,259	2,306	25.48	40.35	3.26	88.76
	8	626	ACE LTD GRP	1,919	1,920	82.85	105.90	2.77	91.53
	9	4804	MULTINATIONAL GRP	1,632	1,481	37.08	42.65	2.36	93.89
	10	212	ZURICH INS GRP	1,590	1,422	1.82	7.69	2.30	96.18
			STATE TOTAL	69,290	69,424	59.35	62.85	100.00	100.00
U.S. Virgin Islands	1	4706	LOCKHART CO GRP	1,631	1,612	13.48	16.59	58.26	58.26
	2	161	TOPA EQUITIES LTD GRP	727	742	- 18.32	0.84	25.97	84.24
	3	13598	KESWICK GUARANTY INC	300	300	- 5.00	- 5.00	10.72	94.95
	4	12	AMERICAN INTL GRP	47	50	- 58.53	- 51.84	1.68	96.63
	5	626	ACE LTD GRP	28	33	- 43.53	- 49.83	1.00	97.62
	6	3526	COOPERATIVA DE SEGUROS MULTIPLES GRP	24	24	18.59	36.52	0.85	98.47
	7	111	LIBERTY MUT GRP	23	16	28.08	24.59	0.80	99.28
	8	218	CNA INS GRP	8	11	39.14	90.36	0.29	99.57
	9	4131	PRIME HOLDINGS INS GRP	6	13	-143.32	-143.32	0.23	99.80
	10	26778	INTEGRAND ASSUR CO	3	3	0.00	0.00	0.09	99.89
			STATE TOTAL	2,800	2,806	0.60	7.85	100.00	100.00
Northern Mariana Islands	1	4672	DONGBU INS GRP	175	176	11.32	19.34	44.92	44.92
	2	3098	TOKIO MARINE HOLDINGS INC GRP	138	134	32.21	38.19	35.44	80.36
	3	18380	PACIFIC IND INS CO	49	38	20.24	20.24	12.72	93.08
	4	10972	FIRST NET INS CO	27	27	192.52	213.29	6.92	100.00
			STATE TOTAL	389	375	32.69	40.07	100.00	100.00

PROPERTY AND CASUALTY INSURANCE INDUSTRY
MARKET SHARE REPORT - TOTAL PREMIUM
BY GROUP
19.3, 19.4 - COMMERCIAL AUTO LIABILITY

May 15, 2014

STATE	Rank	Group/ Company Code	Group/ Company Name	Direct Premiums Written (000)	Direct Premiums Earned (000)	Direct Loss to EP Ratio	Direct Loss & DCC to EP Ratio	Market Share %	Cumulative Market Share %
Canada	1	3548	TRAVELERS GRP	29,635	30,221	40.97	40.40	35.24	35.24
	2	111	LIBERTY MUT GRP	25,058	22,067	69.81	79.84	29.80	65.04
	3	218	CNA INS GRP	17,708	17,525	53.16	61.26	21.06	86.10
	4	176	STATE FARM GRP	16,813	16,639	68.50	79.85	19.99	100.00
	5	10642	CHEROKEE INS CO	2,629	2,641	75.95	88.46	3.13	100.00
	6	57	ELECTRIC INS GRP	1,013	1,013	54.82	63.06	1.20	100.00
	7	169	SENTRY INS GRP	572	495	10.01	8.31	0.68	100.00
	8	91	HARTFORD FIRE & CAS GRP	565	504	205.56	240.43	0.67	100.00
	9	761	ALLIANZ INS GRP	242	295	-528.37	-614.80	0.29	100.00
	10	38	CHUBB INC GRP	105	106	0.93	0.91	0.12	100.00
			STATE TOTAL	84,086	91,834	55.87	62.38	100.00	100.00
Aggregate Other Alien	1	4680	AIC HOLDINGS GRP	10,979	6,414	69.08	69.08	-20.59	-20.59
	2	19119	NATIONAL UNITY INS CO	6,524	6,720	17.16	38.38	-12.23	-32.82
	3	626	ACE LTD GRP	5,250	4,438	-216.09	-229.00	-9.84	-42.66
	4	212	ZURICH INS GRP	2,315	2,194	5.35	6.02	-4.34	-47.00
	5	3548	TRAVELERS GRP	2,076	2,183	- 13.69	- 10.96	-3.89	-50.90
	6	98	WR BERKLEY CORP GRP	944	829	- 1.93	2.40	-1.77	-52.67
	7	218	CNA INS GRP	900	845	26.34	19.74	-1.69	-54.35
	8	111	LIBERTY MUT GRP	774	(155)	N/A	N/A	-1.45	-55.81
	9	2538	AMTRUST NGH GRP	652	286	12.61	15.17	-1.22	-57.03
	10	4672	DONGBU INS GRP	307	269	11.54	16.29	-0.58	-57.60
			STATE TOTAL	(53,330)	41,964	-136.37	-134.28	100.00	100.00

21.2—Commercial Auto Physical Damage

PROPERTY AND CASUALTY INSURANCE INDUSTRY
MARKET SHARE REPORT - TOTAL PREMIUM
BY GROUP
21.2 - COMMERCIAL AUTO PHYSICAL DAMAGE

May 15, 2014

STATE	Rank	Group/ Company Code	Group/ Company Name	Direct Premiums Written (000)	Direct Premiums Earned (000)	Direct Loss to EP Ratio	Direct Loss & DCC to EP Ratio	Market Share %	Cumulative Market Share %
Countrywide	1	3548	TRAVELERS GRP	447,486	447,066	58.80	60.91	7.07	7.07
	2	155	PROGRESSIVE GRP	400,137	401,062	59.35	59.81	6.33	13.40
	3	111	LIBERTY MUT GRP	338,029	323,333	58.83	59.56	5.34	18.74
	4	140	NATIONWIDE CORP GRP	334,644	315,349	68.80	70.51	5.29	24.03
	5	212	ZURICH INS GRP	287,424	269,390	55.12	57.56	4.54	28.58
	6	150	OLD REPUBLIC GRP	266,668	255,462	62.71	63.33	4.22	32.79
	7	280	AUTO OWNERS GRP	191,051	186,815	56.45	57.03	3.02	35.81
	8	796	QBE INS GRP	168,390	155,346	40.92	40.67	2.66	38.47
	9	244	CINCINNATI FIN GRP	129,974	122,734	70.24	71.47	2.05	40.53
	10	98	WR BERKLEY CORP GRP	127,119	121,731	52.79	53.96	2.01	42.54
	11	84	AMERICAN FINANCIAL GRP	126,200	123,782	62.68	63.78	1.99	44.53
	12	176	STATE FARM GRP	120,096	119,628	60.63	60.85	1.90	46.43
	13	79	ALLY INS HOLDINGS GRP	116,012	115,921	89.19	89.17	1.83	48.27
	14	91	HARTFORD FIRE & CAS GRP	113,982	112,573	65.86	66.94	1.80	50.07
	15	213	ERIE INS GRP	103,858	98,445	57.77	58.19	1.64	51.71
	16	31	BERKSHIRE HATHAWAY GRP	100,094	79,026	49.51	53.13	1.58	53.29
	17	3098	TOKIO MARINE HOLDINGS INC GRP	93,929	88,848	59.19	60.39	1.48	54.78
	18	62	EMC INS CO GRP	85,027	79,490	64.54	64.82	1.34	56.12
	19	8	ALLSTATE INS GRP	78,243	75,421	50.56	50.87	1.24	57.36
	20	69	FARMERS INS GRP	77,869	79,914	66.20	66.79	1.23	58.59
	21	88	THE HANOVER INS GRP	76,870	76,829	65.29	66.75	1.22	59.80
	22	361	MUNICH RE GRP	73,711	71,639	47.99	51.38	1.17	60.97
	23	14184	ACUITY A MUT INS CO	73,501	68,750	63.80	64.48	1.16	62.13
	24	218	CNA INS GRP	72,141	73,741	67.71	71.72	1.14	63.27
	25	242	SELECTIVE INS GRP	72,048	69,527	67.19	67.52	1.14	64.41
	26	228	WESTFIELD GRP	70,239	66,585	62.89	63.35	1.11	65.52
	27	169	SENTRY INS GRP	64,136	60,390	65.40	64.90	1.01	66.53
	28	7	FEDERATED MUT GRP	58,492	53,038	60.90	61.63	0.92	67.46
	29	158	FAIRFAX FIN GRP	55,537	53,284	64.05	67.77	0.88	68.34
	30	12	AMERICAN INTL GRP	55,369	53,733	94.40	96.75	0.88	69.21
	31	4684	MAIDEN HOLDINGS GRP	54,687	49,925	117.08	117.19	0.86	70.08
	32	867	BALDWIN & LYONS GRP	53,376	52,399	85.54	86.13	0.84	70.92
	33	175	STATE AUTO MUT GRP	50,342	48,157	62.36	64.14	0.80	71.72
	34	2538	AMTRUST NGH GRP	49,018	45,555	77.97	81.28	0.77	72.49
	35	38	CHUBB INC GRP	44,551	44,472	48.25	48.30	0.70	73.20
	36	225	IAT REINS CO GRP	42,090	40,272	52.09	58.10	0.67	73.86
	37	3478	HALLMARK FIN SERV GRP	41,648	38,257	47.31	48.04	0.66	74.52
	38	411	MAPFRE INS GRP	40,839	38,961	59.93	61.01	0.65	75.16
	39	248	UNITED FIRE & CAS GRP	40,263	38,053	71.84	73.79	0.64	75.80
	40	626	ACE LTD GRP	38,382	37,801	110.16	137.81	0.61	76.41
	41	456	LANCER FINANCIAL GRP	37,254	33,270	58.09	61.40	0.59	77.00
	42	262	CANAL GRP	35,589	36,611	61.39	64.54	0.56	77.56
	43	457	ARGONAUT GRP	32,731	35,485	51.96	53.89	0.52	78.08
	44	93	STATE NATL GRP	32,719	26,645	39.70	45.00	0.52	78.59
	45	267	GRANGE MUT CAS GRP	30,961	28,135	65.74	66.05	0.49	79.08
	46	1279	ARCH INS GRP	29,973	30,545	66.17	67.88	0.47	79.56
	47	10499	COREPOINTE INS CO	29,938	36,801	46.79	49.41	0.47	80.03
	48	291	MOTORISTS MUT GRP	28,725	27,477	62.42	62.66	0.45	80.48
	49	311	MAIN STREET AMER GRP	26,658	26,170	65.76	69.72	0.42	80.91
	50	660	MERCURY GEN GRP	24,394	21,555	61.79	62.33	0.39	81.29
	51	201	UTICA GRP	24,122	22,749	51.99	55.13	0.38	81.67
	52	785	MARKEL CORP GRP	22,543	18,661	47.88	51.65	0.36	82.03
	53	1285	XL AMER GRP	22,420	21,299	109.39	115.16	0.35	82.38
	54	474	FCCI MUT INS GRP	22,179	21,175	74.65	76.16	0.35	82.73
	55	10642	CHEROKEE INS CO	22,070	20,630	76.45	76.45	0.35	83.08
	56	188	SAFETY GRP	22,019	20,825	82.95	84.86	0.35	83.43
	57	473	AMERICAN FAMILY INS GRP	21,756	21,440	46.56	46.74	0.34	83.78
	58	15350	WEST BEND MUT INS CO	21,729	21,109	64.47	64.47	0.34	84.12
	59	4702	SPARTA GRP	21,354	19,903	76.99	80.26	0.34	84.46
	60	271	PENNSYLVANIA NATL INS GRP	20,686	20,245	67.90	68.11	0.33	84.78
	61	408	AMERICAN NATL FIN GRP	20,442	19,929	60.59	60.65	0.32	85.11
	62	1129	WHITE MOUNTAINS GRP	20,408	16,710	72.86	74.95	0.32	85.43
	63	153	PEKIN INS GRP	19,835	18,946	59.46	59.92	0.31	85.74
	64	250	DONEGAL GRP	19,677	18,865	65.73	66.33	0.31	86.05
	65	71	UNIVERSAL INS CO GRP	19,144	18,885	47.21	44.41	0.30	86.36
	66	1309	FRANKENMUTH GRP	18,889	18,880	67.47	69.34	0.30	86.66

PROPERTY AND CASUALTY INSURANCE INDUSTRY
MARKET SHARE REPORT - TOTAL PREMIUM
BY GROUP
21.2 - COMMERCIAL AUTO PHYSICAL DAMAGE

May 15, 2014

STATE	Rank	Group/ Company Code	Group/ Company Name	Direct Premiums Written (000)	Direct Premiums Earned (000)	Direct Loss to EP Ratio	Direct Loss & DCC to EP Ratio	Market Share %	Cumulative Market Share %
Countrywide	67	124	AMERISURE CO GRP	18,872	18,161	73.92	73.99	0.30	86.95
	68	586	ARBELLA INS GRP	18,804	17,666	69.41	70.48	0.30	87.25
	69	96	SECURA INS GRP	17,937	17,045	82.21	84.03	0.28	87.53
	70	748	MEADOWBROOK INS GRP	16,363	21,148	75.17	79.23	0.26	87.79
	71	513	IOWA FARM BUREAU GRP	14,961	14,417	69.97	70.35	0.24	88.03
	72	27502	WESTERN GEN INS CO	14,626	13,107	37.21	40.60	0.23	88.26
	73	10676	FIRST GUARD INS CO	14,625	14,625	54.90	54.90	0.23	88.49
	74	3495	INFINITY PROP & CAS INS GRP	14,413	13,734	63.51	65.37	0.23	88.72
	75	4381	HOUSTON INTL INS GRP	14,158	3,708	211.65	223.06	0.22	88.94
	76	309	WESTERN NATL MUT GRP	14,086	13,139	68.99	70.82	0.22	89.17
	77	3703	TOWER GRP	13,764	15,011	103.53	100.05	0.22	89.38
	78	761	ALLIANZ INS GRP	13,646	11,997	80.68	91.80	0.22	89.60
	79	518	GRINNELL MUT GRP	13,202	12,719	62.65	63.01	0.21	89.81
	80	39381	ADRIATIC INS CO	13,131	11,541	64.47	64.47	0.21	90.02
	81	50	COUNTRY INS & FIN SERV GRP	12,957	13,083	53.74	53.84	0.20	90.22
	82	215	KEMPER CORP GRP	12,335	11,813	64.07	64.17	0.19	90.42
	83	3589	MAXUM SPECIALTY INS GRP	12,129	14,762	61.09	60.91	0.19	90.61
	84	807	COLUMBIA INS GRP	11,932	11,747	68.22	69.52	0.19	90.80
	85	26905	CENTURY NATL INS CO	11,813	11,438	59.18	59.95	0.19	90.98
	86	14176	HASTINGS MUT INS CO	11,610	10,838	70.11	72.21	0.18	91.17
	87	708	NEW JERSEY MANUFACTURERS GRP	11,433	10,980	85.40	87.70	0.18	91.35
	88	483	SOUTHERN FARM BUREAU CAS GRP	11,397	11,250	64.02	67.08	0.18	91.53
	89	123	SHELTER INS GRP	11,396	10,301	72.98	74.43	0.18	91.71
	90	4670	STARR GRP	10,872	9,301	76.35	83.46	0.17	91.88
	91	246	PENNSYLVANIA LUMBERMENS GRP	10,459	10,156	82.65	83.94	0.17	92.04
	92	4802	TRIPLE S GRP	10,334	10,960	39.34	42.69	0.16	92.21
	93	3489	DELEK GRP	10,122	10,544	59.99	62.62	0.16	92.37
	94	866	WESTERN WORLD GRP	10,047	8,832	71.47	85.47	0.16	92.53
	95	10204	CONSUMERS INS USA INC	9,948	10,469	46.91	49.20	0.16	92.68
	96	4715	MS & AD INS GRP	9,923	8,818	58.04	59.41	0.16	92.84
	97	67	MICHIGAN FARM BUREAU GRP	9,832	9,354	66.76	67.06	0.16	93.00
	98	517	HANNOVER GRP	9,686	9,803	101.09	106.14	0.15	93.15
	99	256	PROSIGHT GRP	9,587	6,139	83.55	89.02	0.15	93.30
	100	802	CAPITAL INS GRP	9,360	8,727	85.02	84.53	0.15	93.45
	101	561	GEORGIA FARM BUREAU GRP	9,260	9,520	51.06	51.18	0.15	93.60
	102	306	CUNA MUT GRP	9,005	8,686	24.72	24.73	0.14	93.74
	103	23663	NATIONAL AMER INS CO	8,973	8,593	49.81	51.84	0.14	93.88
	104	783	RLI INS GRP	8,906	8,030	46.61	47.53	0.14	94.02
	105	587	ATLANTIC AMER GRP	8,893	8,677	57.37	57.87	0.14	94.16
	106	226	MERCHANTS MUT GRP	8,804	8,641	61.01	63.44	0.14	94.30
	107	36	CENTRAL MUT INS CO GRP	8,298	8,022	54.61	55.15	0.13	94.43
	108	18767	CHURCH MUT INS CO	7,727	7,962	47.47	48.01	0.12	94.55
	109	40088	AMERICAN INTER FIDELITY EXCH	7,695	5,640	36.56	36.56	0.12	94.67
	110	333	MUTUAL OF ENUMCLAW GRP	7,580	7,368	73.23	75.24	0.12	94.79
	111	13528	BROTHERHOOD MUT INS CO	7,298	7,054	39.46	39.87	0.12	94.91
	112	324	NORTH CAROLINA FARM BUREAU GRP	7,064	7,126	72.50	72.54	0.11	95.02
	113	19	ASSURANT INC GRP	6,932	10,262	39.06	39.36	0.11	95.13
	114	984	HCC INS HOLDINGS GRP	6,902	7,542	- 8.76	- 12.07	0.11	95.24
	115	3526	COOPERATIVA DE SEGUROS MULTIPLES GRP	6,817	7,003	53.89	54.07	0.11	95.35
	116	809	TEXAS FARM BUREAU MUT GRP	6,487	6,360	62.95	63.30	0.10	95.45
	117	109	KENTUCKY FARM BUREAU GRP	6,355	6,343	48.59	48.72	0.10	95.55
	118	510	NAVIGATORS GRP	6,345	3,555	97.72	101.75	0.10	95.65
	119	4672	DONGBU INS GRP	6,285	5,670	68.31	78.19	0.10	95.75
	120	26565	OHIO IND CO	6,036	2,725	47.02	46.60	0.10	95.85
	121	542	INDIANA FARM BUREAU GRP	6,005	5,912	64.71	64.79	0.09	95.94
	122	3179	HOME STATE INS GRP	5,966	8,545	41.59	43.60	0.09	96.04
	123	23574	MIDWEST FAMILY MUT INS CO	5,904	5,543	59.43	59.76	0.09	96.13
	124	303	GUIDEONE INS GRP	5,880	5,545	47.12	46.96	0.09	96.22
	125	848	ARI INS CO GRP	5,672	4,545	56.93	58.58	0.09	96.31
			INDUSTRY TOTAL	6,325,869	6,106,648	62.54	64.07	100.00	100.00

PROPERTY AND CASUALTY INSURANCE INDUSTRY
MARKET SHARE REPORT - TOTAL PREMIUM
BY GROUP
21.2 - COMMERCIAL AUTO PHYSICAL DAMAGE

May 15, 2014

STATE	Rank	Group/ Company Code	Group/ Company Name	Direct Premiums Written (000)	Direct Premiums Earned (000)	Direct Loss to EP Ratio	Direct Loss & DCC to EP Ratio	Market Share %	Cumulative Market Share %
Alabama	1	280	AUTO OWNERS GRP	11,554	11,594	47.12	48.09	11.66	11.66
	2	155	PROGRESSIVE GRP	8,955	9,328	52.35	52.63	9.04	20.70
	3	111	LIBERTY MUT GRP	8,125	6,084	28.60	29.79	8.20	28.90
	4	3548	TRAVELERS GRP	6,465	6,207	61.92	64.65	6.53	35.43
	5	140	NATIONWIDE CORP GRP	4,118	3,836	44.72	44.96	4.16	39.59
	6	150	OLD REPUBLIC GRP	3,377	3,401	79.84	81.88	3.41	42.99
	7	796	QBE INS GRP	2,943	1,514	- 2.40	- 0.84	2.97	45.96
	8	212	ZURICH INS GRP	2,918	2,900	85.36	89.60	2.95	48.91
	9	176	STATE FARM GRP	2,844	2,912	64.32	64.56	2.87	51.78
	10	271	PENNSYLVANIA NATL INS GRP	2,586	2,559	79.66	80.92	2.61	54.39
			**STATE TOTAL **	99,067	93,834	58.80	60.82	100.00	100.00
Alaska	1	155	PROGRESSIVE GRP	1,877	1,798	39.97	39.90	14.58	14.58
	2	111	LIBERTY MUT GRP	1,806	1,797	48.46	49.44	14.04	28.62
	3	38733	ALASKA NATL INS CO	1,578	1,534	105.27	106.58	12.26	40.88
	4	31	BERKSHIRE HATHAWAY GRP	1,439	1,311	50.44	51.34	11.18	52.06
	5	84	AMERICAN FINANCIAL GRP	1,219	1,098	42.62	42.86	9.47	61.53
	6	8	ALLSTATE INS GRP	853	899	14.18	14.10	6.63	68.16
	7	212	ZURICH INS GRP	833	809	40.30	41.04	6.47	74.63
	8	140	NATIONWIDE CORP GRP	570	480	16.84	17.02	4.43	79.06
	9	796	QBE INS GRP	503	365	38.62	47.61	3.91	82.97
	10	176	STATE FARM GRP	493	498	55.12	55.26	3.83	86.81
			**STATE TOTAL **	12,871	14,231	46.41	47.42	100.00	100.00
Arizona	1	3548	TRAVELERS GRP	5,629	5,798	38.34	40.08	6.99	6.99
	2	140	NATIONWIDE CORP GRP	4,801	4,453	93.57	93.07	5.97	12.96
	3	212	ZURICH INS GRP	4,444	4,281	32.20	33.97	5.52	18.48
	4	111	LIBERTY MUT GRP	4,013	3,997	54.13	54.88	4.99	23.47
	5	155	PROGRESSIVE GRP	3,954	3,916	52.43	52.09	4.91	28.38
	6	280	AUTO OWNERS GRP	3,778	3,898	44.27	44.86	4.69	33.08
	7	69	FARMERS INS GRP	3,378	3,386	39.27	39.99	4.20	37.28
	8	244	CINCINNATI FIN GRP	2,691	2,469	81.88	83.04	3.34	40.62
	9	150	OLD REPUBLIC GRP	2,675	2,400	48.14	48.69	3.32	43.95
	10	84	AMERICAN FINANCIAL GRP	2,319	2,167	54.72	55.31	2.88	46.83
			**STATE TOTAL **	80,469	78,196	52.68	54.28	100.00	100.00
Arkansas	1	483	SOUTHERN FARM BUREAU CAS GRP	6,837	6,733	73.22	75.01	7.88	7.88
	2	155	PROGRESSIVE GRP	6,361	6,340	57.53	57.76	7.33	15.21
	3	3548	TRAVELERS GRP	5,434	5,096	46.05	48.23	6.26	21.48
	4	10642	CHEROKEE INS CO	4,604	3,885	97.27	97.27	5.31	26.78
	5	150	OLD REPUBLIC GRP	4,175	4,066	73.47	73.87	4.81	31.60
	6	140	NATIONWIDE CORP GRP	3,435	3,219	66.35	69.64	3.96	35.56
	7	31	BERKSHIRE HATHAWAY GRP	3,262	2,846	44.56	45.65	3.76	39.32
	8	98	WR BERKLEY CORP GRP	3,131	2,922	55.75	56.85	3.61	42.93
	9	111	LIBERTY MUT GRP	3,118	2,889	62.97	63.51	3.59	46.52
	10	84	AMERICAN FINANCIAL GRP	2,634	2,638	58.13	60.47	3.04	49.56
			**STATE TOTAL **	86,748	82,905	59.81	60.97	100.00	100.00
California	1	796	QBE INS GRP	65,219	62,029	42.65	41.39	11.38	11.38
	2	111	LIBERTY MUT GRP	51,970	49,321	51.95	52.92	9.07	20.46
	3	140	NATIONWIDE CORP GRP	45,979	43,149	72.55	75.04	8.03	28.48
	4	3548	TRAVELERS GRP	35,058	35,375	64.99	67.38	6.12	34.60
	5	155	PROGRESSIVE GRP	31,471	31,499	73.80	75.20	5.49	40.09
	6	212	ZURICH INS GRP	22,965	22,478	72.17	75.78	4.01	44.10
	7	69	FARMERS INS GRP	19,663	18,802	74.37	75.60	3.43	47.54
	8	27502	WESTERN GEN INS CO	14,466	12,980	37.35	40.72	2.53	50.06
	9	150	OLD REPUBLIC GRP	14,441	13,933	67.02	63.78	2.52	52.58
	10	93	STATE NATL GRP	13,913	13,678	46.65	53.65	2.43	55.01
			**STATE TOTAL **	572,885	544,408	62.98	64.88	100.00	100.00

PROPERTY AND CASUALTY INSURANCE INDUSTRY
MARKET SHARE REPORT - TOTAL PREMIUM
BY GROUP
21.2 - COMMERCIAL AUTO PHYSICAL DAMAGE

May 15, 2014

STATE	Rank	Group/ Company Code	Group/ Company Name	Direct Premiums Written (000)	Direct Premiums Earned (000)	Direct Loss to EP Ratio	Direct Loss & DCC to EP Ratio	Market Share %	Cumulative Market Share %
Colorado	1	3548	TRAVELERS GRP	11,882	11,723	57.62	59.21	11.18	11.18
	2	155	PROGRESSIVE GRP	8,280	7,336	62.08	62.20	7.79	18.97
	3	150	OLD REPUBLIC GRP	8,071	7,662	56.25	56.45	7.59	26.56
	4	111	LIBERTY MUT GRP	6,187	5,571	68.32	68.86	5.82	32.38
	5	212	ZURICH INS GRP	5,594	5,431	49.55	51.83	5.26	37.65
	6	280	AUTO OWNERS GRP	5,185	4,876	49.09	49.39	4.88	42.52
	7	140	NATIONWIDE CORP GRP	4,915	4,603	77.10	79.51	4.62	47.15
	8	796	QBE INS GRP	3,417	3,001	38.36	39.61	3.21	50.36
	9	79	ALLY INS HOLDINGS GRP	2,968	2,968	69.92	69.92	2.79	53.15
	10	62	EMC INS CO GRP	2,544	2,382	56.78	56.75	2.39	55.55
			STATE TOTAL	106,290	101,210	65.14	66.16	100.00	100.00
Connecticut	1	3548	TRAVELERS GRP	6,963	7,379	57.62	59.74	10.50	10.50
	2	111	LIBERTY MUT GRP	6,893	7,084	60.58	61.44	10.39	20.89
	3	155	PROGRESSIVE GRP	5,452	5,158	52.03	55.81	8.22	29.11
	4	91	HARTFORD FIRE & CAS GRP	4,758	4,649	52.97	53.19	7.17	36.29
	5	140	NATIONWIDE CORP GRP	3,865	3,680	59.57	62.02	5.83	42.11
	6	212	ZURICH INS GRP	3,623	3,538	62.17	64.51	5.46	47.58
	7	98	WR BERKLEY CORP GRP	3,070	3,088	38.38	38.89	4.63	52.21
	8	311	MAIN STREET AMER GRP	2,812	2,674	70.08	70.75	4.24	56.45
	9	201	UTICA GRP	1,986	1,840	63.64	66.05	3.00	59.44
	10	242	SELECTIVE INS GRP	1,905	1,787	46.88	47.24	2.87	62.31
			STATE TOTAL	66,319	64,820	56.97	58.47	100.00	100.00
Delaware	1	250	DONEGAL GRP	1,371	1,313	68.15	68.58	8.97	8.97
	2	140	NATIONWIDE CORP GRP	1,325	1,243	68.74	69.61	8.66	17.63
	3	3548	TRAVELERS GRP	1,078	1,221	62.74	65.05	7.05	24.68
	4	212	ZURICH INS GRP	958	961	121.53	127.33	6.26	30.94
	5	155	PROGRESSIVE GRP	940	964	76.18	77.88	6.15	37.09
	6	228	WESTFIELD GRP	762	748	43.54	43.85	4.99	42.08
	7	91	HARTFORD FIRE & CAS GRP	700	719	46.98	76.63	4.57	46.65
	8	84	AMERICAN FINANCIAL GRP	675	647	3.05	1.97	4.41	51.06
	9	242	SELECTIVE INS GRP	655	597	52.42	52.61	4.28	55.34
	10	31	BERKSHIRE HATHAWAY GRP	472	392	23.56	26.71	3.08	58.43
			STATE TOTAL	15,292	15,094	58.49	61.11	100.00	100.00
District Of Columbia	1	3548	TRAVELERS GRP	960	1,085	27.14	27.94	16.40	16.40
	2	91	HARTFORD FIRE & CAS GRP	467	485	30.23	30.02	7.98	24.38
	3	587	ATLANTIC AMER GRP	458	193	37.82	38.57	7.82	32.20
	4	88	THE HANOVER INS GRP	440	359	45.47	45.78	7.51	39.71
	5	212	ZURICH INS GRP	412	400	34.99	36.10	7.04	46.75
	6	3098	TOKIO MARINE HOLDINGS INC GRP	362	283	28.27	28.85	6.18	52.93
	7	13293	AMALGAMATED CAS INS CO	299	329	58.57	60.92	5.11	58.04
	8	213	ERIE INS GRP	283	271	37.74	39.05	4.84	62.88
	9	3678	AMERICAN INDEPENDENT INS GRP	270	271	55.36	55.36	4.61	67.49
	10	111	LIBERTY MUT GRP	234	254	32.60	32.74	3.99	71.48
			STATE TOTAL	5,855	5,665	42.65	44.03	100.00	100.00
Florida	1	155	PROGRESSIVE GRP	40,808	39,952	57.76	58.15	14.72	14.72
	2	280	AUTO OWNERS GRP	18,092	17,692	46.12	46.52	6.53	21.24
	3	3548	TRAVELERS GRP	15,624	16,191	54.61	56.60	5.64	26.88
	4	111	LIBERTY MUT GRP	12,891	11,905	36.51	36.41	4.65	31.53
	5	212	ZURICH INS GRP	12,858	12,535	86.44	89.84	4.64	36.17
	6	10499	COREPOINTE INS CO	10,346	10,519	21.94	24.10	3.73	39.90
	7	8	ALLSTATE INS GRP	9,529	9,465	41.15	41.40	3.44	43.33
	8	228	WESTFIELD GRP	9,212	8,425	61.39	61.67	3.32	46.66
	9	140	NATIONWIDE CORP GRP	9,189	8,874	52.75	54.09	3.31	49.97
	10	474	FCCI MUT INS GRP	7,982	8,031	61.25	63.01	2.88	52.85
			STATE TOTAL	277,262	268,903	54.03	55.58	100.00	100.00

PROPERTY AND CASUALTY INSURANCE INDUSTRY
MARKET SHARE REPORT - TOTAL PREMIUM
BY GROUP
21.2 - COMMERCIAL AUTO PHYSICAL DAMAGE

May 15, 2014

STATE	Rank	Group/ Company Code	Group/ Company Name	Direct Premiums Written (000)	Direct Premiums Earned (000)	Direct Loss to EP Ratio	Direct Loss & DCC to EP Ratio	Market Share %	Cumulative Market Share %
Georgia	1	3548	TRAVELERS GRP	13,535	13,881	89.90	91.63	8.41	8.41
	2	280	AUTO OWNERS GRP	12,635	12,327	53.53	53.98	7.86	16.27
	3	155	PROGRESSIVE GRP	12,350	12,886	56.54	57.03	7.68	23.95
	4	561	GEORGIA FARM BUREAU GRP	9,260	9,520	51.06	51.18	5.76	29.71
	5	140	NATIONWIDE CORP GRP	7,734	7,198	85.20	86.08	4.81	34.51
	6	228	WESTFIELD GRP	6,070	5,606	76.48	76.93	3.77	38.29
	7	212	ZURICH INS GRP	5,524	5,967	109.53	112.63	3.43	41.72
	8	31	BERKSHIRE HATHAWAY GRP	5,243	3,804	69.05	74.35	3.26	44.98
	9	111	LIBERTY MUT GRP	4,960	4,734	58.85	59.94	3.08	48.06
	10	244	CINCINNATI FIN GRP	4,684	4,357	72.67	73.71	2.91	50.98
			**STATE TOTAL **	160,845	157,274	71.15	72.77	100.00	100.00
Hawaii	1	3098	TOKIO MARINE HOLDINGS INC GRP	4,339	4,163	60.98	62.58	22.95	22.95
	2	4715	MS & AD INS GRP	2,869	2,047	58.69	59.64	15.18	38.12
	3	106	ISLAND INS CO GRP	2,305	2,222	67.75	68.92	12.19	50.31
	4	84	AMERICAN FINANCIAL GRP	2,113	1,957	41.49	43.28	11.18	61.49
	5	4672	DONGBU INS GRP	1,312	1,236	61.64	77.22	6.94	68.42
	6	158	FAIRFAX FIN GRP	1,129	1,089	63.12	66.42	5.97	74.39
	7	212	ZURICH INS GRP	803	809	48.09	49.81	4.25	78.64
	8	761	ALLIANZ INS GRP	481	498	55.17	59.60	2.54	81.19
	9	4684	MAIDEN HOLDINGS GRP	462	405	25.14	25.14	2.44	83.63
	10	3548	TRAVELERS GRP	406	414	55.59	56.13	2.15	85.78
			**STATE TOTAL **	18,909	18,518	54.36	56.52	100.00	100.00
Idaho	1	150	OLD REPUBLIC GRP	5,176	4,740	58.91	59.05	12.73	12.73
	2	111	LIBERTY MUT GRP	3,388	3,287	75.31	75.43	8.33	21.07
	3	155	PROGRESSIVE GRP	3,357	3,185	61.85	62.12	8.26	29.33
	4	3548	TRAVELERS GRP	3,126	3,089	43.07	44.56	7.69	37.02
	5	140	NATIONWIDE CORP GRP	2,413	2,246	74.56	76.19	5.94	42.95
	6	842	FARM BUREAU GRP	2,168	2,082	67.36	68.76	5.33	48.29
	7	244	CINCINNATI FIN GRP	1,478	1,492	64.70	65.35	3.64	51.92
	8	280	AUTO OWNERS GRP	1,278	1,170	59.56	60.45	3.14	55.07
	9	69	FARMERS INS GRP	1,265	1,270	40.55	40.74	3.11	58.18
	10	212	ZURICH INS GRP	1,241	1,392	56.24	57.94	3.05	61.23
			**STATE TOTAL **	40,649	39,208	62.20	63.53	100.00	100.00
Illinois	1	3548	TRAVELERS GRP	22,719	21,656	58.13	60.57	9.12	9.12
	2	212	ZURICH INS GRP	14,771	14,500	35.48	37.05	5.93	15.04
	3	150	OLD REPUBLIC GRP	12,507	11,781	65.64	66.94	5.02	20.06
	4	155	PROGRESSIVE GRP	11,336	11,485	67.01	67.42	4.55	24.61
	5	50	COUNTRY INS & FIN SERV GRP	10,730	10,830	49.03	49.05	4.31	28.92
	6	153	PEKIN INS GRP	10,649	10,392	53.30	53.75	4.27	33.19
	7	280	AUTO OWNERS GRP	9,975	9,658	74.63	76.45	4.00	37.20
	8	225	IAT REINS CO GRP	9,399	8,648	57.29	67.58	3.77	40.97
	9	140	NATIONWIDE CORP GRP	8,801	8,659	65.47	67.19	3.53	44.50
	10	244	CINCINNATI FIN GRP	7,300	7,234	65.29	66.39	2.93	47.43
			**STATE TOTAL **	249,184	242,784	61.46	63.51	100.00	100.00
Indiana	1	280	AUTO OWNERS GRP	11,537	11,493	68.36	69.28	7.18	7.18
	2	3548	TRAVELERS GRP	10,922	10,690	73.24	75.40	6.80	13.98
	3	140	NATIONWIDE CORP GRP	8,136	7,623	73.96	75.46	5.06	19.04
	4	40088	AMERICAN INTER FIDELITY EXCH	7,695	5,640	36.56	36.56	4.79	23.83
	5	244	CINCINNATI FIN GRP	7,583	7,069	67.27	68.51	4.72	28.55
	6	212	ZURICH INS GRP	7,441	5,967	65.82	68.16	4.63	33.18
	7	111	LIBERTY MUT GRP	6,853	6,863	60.42	61.11	4.27	37.45
	8	155	PROGRESSIVE GRP	6,785	6,674	65.43	65.97	4.22	41.67
	9	542	INDIANA FARM BUREAU GRP	6,005	5,912	64.71	64.79	3.74	45.41
	10	150	OLD REPUBLIC GRP	4,798	4,641	50.47	51.49	2.99	48.39
			**STATE TOTAL **	160,669	152,831	64.91	66.08	100.00	100.00

PROPERTY AND CASUALTY INSURANCE INDUSTRY
MARKET SHARE REPORT - TOTAL PREMIUM
BY GROUP
21.2 - COMMERCIAL AUTO PHYSICAL DAMAGE

May 15, 2014

STATE	Rank	Group/ Company Code	Group/ Company Name	Direct Premiums Written (000)	Direct Premiums Earned (000)	Direct Loss to EP Ratio	Direct Loss & DCC to EP Ratio	Market Share %	Cumulative Market Share %
Iowa	1	150	OLD REPUBLIC GRP	13,328	12,508	62.12	62.96	10.76	10.76
	2	140	NATIONWIDE CORP GRP	11,034	10,899	68.10	69.40	8.90	19.66
	3	62	EMC INS CO GRP	8,092	7,553	54.08	54.22	6.53	26.19
	4	3548	TRAVELERS GRP	7,420	7,102	49.39	51.36	5.99	32.18
	5	155	PROGRESSIVE GRP	6,241	5,939	58.68	58.80	5.04	37.21
	6	280	AUTO OWNERS GRP	5,670	5,415	47.57	48.72	4.58	41.79
	7	84	AMERICAN FINANCIAL GRP	5,078	4,970	72.52	73.44	4.10	45.89
	8	14184	ACUITY A MUT INS CO	4,521	4,178	65.31	66.72	3.65	49.53
	9	518	GRINNELL MUT GRP	4,156	3,980	66.00	66.18	3.35	52.89
	10	513	IOWA FARM BUREAU GRP	4,085	3,940	73.66	74.08	3.30	56.18
			**STATE TOTAL **	123,925	119,281	65.65	66.57	100.00	100.00
Kansas	1	140	NATIONWIDE CORP GRP	11,863	11,253	80.71	81.44	11.61	11.61
	2	62	EMC INS CO GRP	9,058	8,576	59.68	59.73	8.86	20.47
	3	3548	TRAVELERS GRP	7,293	7,447	50.54	52.42	7.14	27.61
	4	150	OLD REPUBLIC GRP	7,187	6,712	57.18	57.80	7.03	34.64
	5	84	AMERICAN FINANCIAL GRP	5,914	5,699	79.04	79.61	5.79	40.43
	6	155	PROGRESSIVE GRP	4,806	4,616	47.93	47.89	4.70	45.13
	7	98	WR BERKLEY CORP GRP	4,612	4,527	48.28	48.56	4.51	49.65
	8	79	ALLY INS HOLDINGS GRP	4,574	4,574	137.79	137.79	4.48	54.12
	9	212	ZURICH INS GRP	2,982	3,209	77.65	80.63	2.92	57.04
	10	513	IOWA FARM BUREAU GRP	2,602	2,419	55.76	56.50	2.55	59.59
			**STATE TOTAL **	102,190	99,732	70.42	71.15	100.00	100.00
Kentucky	1	111	LIBERTY MUT GRP	7,600	7,082	54.73	55.18	8.70	8.70
	2	3548	TRAVELERS GRP	6,390	6,214	48.18	50.27	7.31	16.01
	3	109	KENTUCKY FARM BUREAU GRP	6,355	6,343	48.59	48.72	7.27	23.29
	4	244	CINCINNATI FIN GRP	4,264	4,076	64.20	65.14	4.88	28.17
	5	155	PROGRESSIVE GRP	3,767	4,137	49.25	50.14	4.31	32.48
	6	280	AUTO OWNERS GRP	3,764	3,592	42.00	42.45	4.31	36.79
	7	291	MOTORISTS MUT GRP	3,564	3,426	50.16	50.20	4.08	40.87
	8	32727	UNDERWRITERS AT LLOYDS	3,503	3,621	120.54	119.58	4.01	44.88
	9	150	OLD REPUBLIC GRP	3,065	2,751	56.29	56.39	3.51	48.38
	10	14184	ACUITY A MUT INS CO	3,005	2,746	62.47	63.03	3.44	51.82
			**STATE TOTAL **	87,367	84,686	57.21	58.40	100.00	100.00
Louisiana	1	155	PROGRESSIVE GRP	9,525	9,461	52.79	52.99	9.39	9.39
	2	3548	TRAVELERS GRP	8,969	9,022	42.59	44.53	8.84	18.24
	3	4381	HOUSTON INTL INS GRP	8,421	1,168	337.86	345.00	8.30	26.54
	4	111	LIBERTY MUT GRP	7,383	6,979	45.56	45.92	7.28	33.82
	5	796	QBE INS GRP	5,541	5,476	28.69	29.11	5.46	39.28
	6	84	AMERICAN FINANCIAL GRP	4,083	4,030	47.60	48.01	4.03	43.31
	7	361	MUNICH RE GRP	3,787	3,518	49.80	54.20	3.73	47.04
	8	176	STATE FARM GRP	3,481	3,682	60.80	60.82	3.43	50.48
	9	2538	AMTRUST NGH GRP	3,086	3,553	94.68	99.43	3.04	53.52
	10	212	ZURICH INS GRP	2,922	2,731	71.35	72.76	2.88	56.40
			**STATE TOTAL **	101,412	92,289	62.98	65.77	100.00	100.00
Maine	1	98	WR BERKLEY CORP GRP	5,984	5,750	47.26	47.33	17.59	17.59
	2	111	LIBERTY MUT GRP	4,401	4,292	55.64	56.10	12.94	30.53
	3	88	THE HANOVER INS GRP	3,965	3,941	54.02	54.08	11.66	42.19
	4	155	PROGRESSIVE GRP	3,092	2,976	51.43	51.46	9.09	51.29
	5	3548	TRAVELERS GRP	2,261	2,163	37.16	40.54	6.65	57.94
	6	15997	MMG INS CO	1,724	1,632	60.23	60.85	5.07	63.01
	7	1309	FRANKENMUTH GRP	1,715	1,587	57.63	59.04	5.04	68.05
	8	140	NATIONWIDE CORP GRP	1,476	1,347	85.83	88.64	4.34	72.39
	9	212	ZURICH INS GRP	834	845	70.29	75.43	2.45	74.84
	10	150	OLD REPUBLIC GRP	643	563	19.08	19.90	1.89	76.74
			**STATE TOTAL **	34,008	32,980	51.91	52.95	100.00	100.00

PROPERTY AND CASUALTY INSURANCE INDUSTRY
MARKET SHARE REPORT - TOTAL PREMIUM
BY GROUP
21.2 - COMMERCIAL AUTO PHYSICAL DAMAGE

May 15, 2014

STATE	Rank	Group/ Company Code	Group/ Company Name	Direct Premiums Written (000)	Direct Premiums Earned (000)	Direct Loss to EP Ratio	Direct Loss & DCC to EP Ratio	Market Share %	Cumulative Market Share %
Maryland	1	213	ERIE INS GRP	10,890	10,379	56.05	56.42	11.55	11.55
	2	140	NATIONWIDE CORP GRP	8,437	7,777	67.95	68.78	8.95	20.49
	3	3548	TRAVELERS GRP	7,929	8,225	54.51	57.11	8.41	28.90
	4	155	PROGRESSIVE GRP	5,279	5,389	62.58	62.36	5.60	34.50
	5	242	SELECTIVE INS GRP	4,820	4,635	63.17	63.47	5.11	39.61
	6	111	LIBERTY MUT GRP	4,793	4,653	59.89	60.39	5.08	44.69
	7	212	ZURICH INS GRP	4,555	4,410	49.04	52.06	4.83	49.52
	8	91	HARTFORD FIRE & CAS GRP	4,425	4,447	49.11	48.61	4.69	54.21
	9	244	CINCINNATI FIN GRP	3,106	2,898	79.55	81.10	3.29	57.50
	10	84	AMERICAN FINANCIAL GRP	1,926	1,724	51.73	52.33	2.04	59.55
			**STATE TOTAL **	94,311	91,600	57.39	58.59	100.00	100.00
Massachusetts	1	411	MAPFRE INS GRP	22,977	21,640	64.69	65.35	14.03	14.03
	2	188	SAFETY GRP	21,710	20,610	82.97	84.90	13.26	27.29
	3	3548	TRAVELERS GRP	19,508	19,808	73.82	75.39	11.91	39.20
	4	586	ARBELLA INS GRP	16,561	15,717	71.04	71.91	10.11	49.31
	5	111	LIBERTY MUT GRP	11,089	10,961	47.23	47.69	6.77	56.08
	6	88	THE HANOVER INS GRP	8,127	7,986	63.47	63.60	4.96	61.05
	7	98	WR BERKLEY CORP GRP	5,893	5,643	70.41	70.41	3.60	64.65
	8	3098	TOKIO MARINE HOLDINGS INC GRP	5,609	5,297	41.71	42.25	3.43	68.07
	9	155	PROGRESSIVE GRP	4,961	5,082	45.50	45.87	3.03	71.10
	10	212	ZURICH INS GRP	4,576	4,191	58.64	60.93	2.79	73.89
			**STATE TOTAL **	163,764	157,982	63.86	64.92	100.00	100.00
Michigan	1	280	AUTO OWNERS GRP	28,508	28,124	63.51	64.02	12.32	12.32
	2	3548	TRAVELERS GRP	12,069	11,864	57.65	59.66	5.21	17.53
	3	88	THE HANOVER INS GRP	10,636	10,673	63.69	63.70	4.60	22.13
	4	67	MICHIGAN FARM BUREAU GRP	9,832	9,354	66.76	67.06	4.25	26.37
	5	155	PROGRESSIVE GRP	9,284	10,464	58.71	58.83	4.01	30.39
	6	244	CINCINNATI FIN GRP	8,749	8,548	72.04	72.96	3.78	34.17
	7	212	ZURICH INS GRP	8,100	8,022	61.91	64.03	3.50	37.66
	8	14184	ACUITY A MUT INS CO	8,060	7,642	65.55	65.82	3.48	41.15
	9	1309	FRANKENMUTH GRP	7,866	8,043	67.04	68.92	3.40	44.55
	10	140	NATIONWIDE CORP GRP	7,461	7,213	47.70	48.97	3.22	47.77
			**STATE TOTAL **	231,458	226,153	65.45	66.40	100.00	100.00
Minnesota	1	150	OLD REPUBLIC GRP	22,303	21,365	66.15	66.47	15.01	15.01
	2	280	AUTO OWNERS GRP	16,604	16,226	59.95	60.32	11.18	26.19
	3	3548	TRAVELERS GRP	8,806	8,833	56.67	58.71	5.93	32.12
	4	140	NATIONWIDE CORP GRP	6,364	6,070	76.23	78.07	4.28	36.40
	5	309	WESTERN NATL MUT GRP	6,152	5,900	61.29	62.95	4.14	40.55
	6	155	PROGRESSIVE GRP	6,003	5,834	59.16	59.48	4.04	44.59
	7	796	QBE INS GRP	4,545	4,464	49.83	51.10	3.06	47.65
	8	14184	ACUITY A MUT INS CO	4,303	4,077	66.41	68.27	2.90	50.54
	9	176	STATE FARM GRP	4,112	4,136	49.43	49.57	2.77	53.31
	10	212	ZURICH INS GRP	4,016	3,729	86.40	89.22	2.70	56.02
			**STATE TOTAL **	148,545	142,950	67.88	68.83	100.00	100.00
Mississippi	1	3548	TRAVELERS GRP	6,466	6,468	88.82	91.12	8.87	8.87
	2	155	PROGRESSIVE GRP	5,663	5,720	64.10	64.43	7.77	16.64
	3	150	OLD REPUBLIC GRP	5,302	5,610	51.23	52.63	7.27	23.91
	4	212	ZURICH INS GRP	3,725	3,635	76.08	77.83	5.11	29.02
	5	98	WR BERKLEY CORP GRP	2,944	2,970	62.76	64.07	4.04	33.06
	6	111	LIBERTY MUT GRP	2,820	2,529	75.65	78.03	3.87	36.93
	7	140	NATIONWIDE CORP GRP	2,762	2,500	79.56	80.82	3.79	40.72
	8	262	CANAL GRP	2,624	2,985	103.28	108.31	3.60	44.32
	9	19	ASSURANT INC GRP	2,618	2,699	63.35	63.43	3.59	47.91
	10	474	FCCI MUT INS GRP	2,488	2,338	116.53	120.63	3.41	51.32
			**STATE TOTAL **	72,890	70,829	92.60	94.54	100.00	100.00

PROPERTY AND CASUALTY INSURANCE INDUSTRY
MARKET SHARE REPORT - TOTAL PREMIUM
BY GROUP
21.2 - COMMERCIAL AUTO PHYSICAL DAMAGE

May 15, 2014

STATE	Rank	Group/ Company Code	Group/ Company Name	Direct Premiums Written (000)	Direct Premiums Earned (000)	Direct Loss to EP Ratio	Direct Loss & DCC to EP Ratio	Market Share %	Cumulative Market Share %
Missouri	1	150	OLD REPUBLIC GRP	10,188	9,568	64.92	65.40	7.03	7.03
	2	3548	TRAVELERS GRP	9,591	9,128	56.38	58.32	6.62	13.64
	3	155	PROGRESSIVE GRP	8,114	7,961	83.15	83.66	5.60	19.24
	4	867	BALDWIN & LYONS GRP	8,011	7,908	254.77	255.43	5.53	24.76
	5	140	NATIONWIDE CORP GRP	7,879	7,438	75.01	77.69	5.43	30.20
	6	79	ALLY INS HOLDINGS GRP	7,482	7,482	19.98	19.98	5.16	35.36
	7	212	ZURICH INS GRP	5,851	5,955	44.00	46.14	4.04	39.40
	8	84	AMERICAN FINANCIAL GRP	4,853	4,349	51.23	52.07	3.35	42.74
	9	111	LIBERTY MUT GRP	4,748	4,987	48.41	48.86	3.27	46.02
	10	280	AUTO OWNERS GRP	4,189	4,223	41.66	42.29	2.89	48.91
			**STATE TOTAL **	144,976	140,496	66.16	67.31	100.00	100.00
Montana	1	150	OLD REPUBLIC GRP	6,895	6,812	64.81	65.20	14.39	14.39
	2	3548	TRAVELERS GRP	5,223	5,414	45.99	47.70	10.90	25.29
	3	155	PROGRESSIVE GRP	3,924	3,767	53.26	53.20	8.19	33.48
	4	111	LIBERTY MUT GRP	3,848	3,696	57.04	57.07	8.03	41.51
	5	140	NATIONWIDE CORP GRP	3,396	3,297	69.08	69.85	7.09	48.60
	6	62	EMC INS CO GRP	2,089	2,117	56.99	57.85	4.36	52.96
	7	761	ALLIANZ INS GRP	1,820	1,634	98.22	110.01	3.80	56.76
	8	244	CINCINNATI FIN GRP	1,750	1,654	79.53	79.96	3.65	60.41
	9	69	FARMERS INS GRP	1,326	1,261	72.78	73.04	2.77	63.18
	10	626	ACE LTD GRP	1,163	1,096	45.17	51.58	2.43	65.60
			**STATE TOTAL **	47,915	46,722	61.75	63.28	100.00	100.00
Nebraska	1	150	OLD REPUBLIC GRP	13,555	13,866	65.22	65.96	15.94	15.94
	2	140	NATIONWIDE CORP GRP	8,665	8,154	69.38	70.20	10.19	26.13
	3	62	EMC INS CO GRP	5,857	5,382	49.48	49.31	6.89	33.02
	4	3548	TRAVELERS GRP	5,790	5,833	55.75	57.54	6.81	39.82
	5	79	ALLY INS HOLDINGS GRP	5,302	5,302	47.81	47.81	6.23	46.06
	6	98	WR BERKLEY CORP GRP	4,292	4,177	37.04	37.48	5.05	51.11
	7	155	PROGRESSIVE GRP	3,531	3,431	60.63	60.17	4.15	55.26
	8	513	IOWA FARM BUREAU GRP	2,836	2,690	66.73	67.19	3.33	58.59
	9	13889	FARMERS MUT INS CO OF NE	2,539	2,402	22.32	22.32	2.99	61.58
	10	248	UNITED FIRE & CAS GRP	2,402	2,244	52.66	53.04	2.82	64.40
			**STATE TOTAL **	85,041	82,735	60.05	60.72	100.00	100.00
Nevada	1	111	LIBERTY MUT GRP	2,767	2,428	49.69	51.10	9.35	9.35
	2	3548	TRAVELERS GRP	2,673	2,621	45.82	47.78	9.04	18.39
	3	212	ZURICH INS GRP	2,321	2,510	43.58	45.71	7.84	26.23
	4	155	PROGRESSIVE GRP	1,833	1,786	56.20	60.88	6.19	32.43
	5	140	NATIONWIDE CORP GRP	1,788	1,638	51.94	53.72	6.05	38.47
	6	31	BERKSHIRE HATHAWAY GRP	1,271	1,037	43.40	43.32	4.30	42.77
	7	69	FARMERS INS GRP	1,180	1,142	58.27	61.47	3.99	46.76
	8	150	OLD REPUBLIC GRP	947	817	65.34	66.90	3.20	49.96
	9	3098	TOKIO MARINE HOLDINGS INC GRP	910	852	62.44	64.62	3.08	53.04
	10	62	EMC INS CO GRP	882	845	61.26	61.84	2.98	56.02
			**STATE TOTAL **	29,585	28,413	54.84	56.58	100.00	100.00
New Hampshire	1	98	WR BERKLEY CORP GRP	4,166	3,968	54.98	55.21	14.59	14.59
	2	111	LIBERTY MUT GRP	3,733	3,770	42.77	44.90	13.08	27.67
	3	796	QBE INS GRP	1,868	1,661	73.87	80.61	6.54	34.21
	4	88	THE HANOVER INS GRP	1,739	1,771	54.24	54.32	6.09	40.31
	5	3548	TRAVELERS GRP	1,550	1,597	50.43	52.28	5.43	45.73
	6	155	PROGRESSIVE GRP	1,528	1,439	57.25	58.51	5.35	51.09
	7	212	ZURICH INS GRP	1,234	1,235	51.28	54.37	4.32	55.41
	8	15997	MMG INS CO	1,072	1,027	67.59	68.57	3.75	59.16
	9	226	MERCHANTS MUT GRP	930	924	62.19	64.53	3.26	62.42
	10	311	MAIN STREET AMER GRP	891	877	72.06	73.24	3.12	65.54
			**STATE TOTAL **	28,547	28,149	54.09	55.72	100.00	100.00

PROPERTY AND CASUALTY INSURANCE INDUSTRY
MARKET SHARE REPORT - TOTAL PREMIUM
BY GROUP
21.2 - COMMERCIAL AUTO PHYSICAL DAMAGE

May 15, 2014

STATE	Rank	Group/ Company Code	Group/ Company Name	Direct Premiums Written (000)	Direct Premiums Earned (000)	Direct Loss to EP Ratio	Direct Loss & DCC to EP Ratio	Market Share %	Cumulative Market Share %
New Jersey	1	111	LIBERTY MUT GRP	12,326	12,101	71.98	72.65	7.51	7.51
	2	708	NEW JERSEY MANUFACTURERS GRP	11,433	10,980	85.40	87.70	6.96	14.47
	3	242	SELECTIVE INS GRP	11,299	11,169	71.09	71.30	6.88	21.36
	4	3548	TRAVELERS GRP	10,495	10,693	54.45	56.58	6.39	27.75
	5	140	NATIONWIDE CORP GRP	8,667	8,036	65.84	66.58	5.28	33.03
	6	155	PROGRESSIVE GRP	8,595	9,342	48.44	48.90	5.24	38.27
	7	212	ZURICH INS GRP	8,450	7,956	48.11	49.60	5.15	43.41
	8	91	HARTFORD FIRE & CAS GRP	6,702	6,451	46.33	46.88	4.08	47.50
	9	8	ALLSTATE INS GRP	5,870	5,815	43.85	44.18	3.58	51.07
	10	848	ARI INS CO GRP	5,672	4,545	56.93	58.58	3.46	54.53
			**STATE TOTAL **	164,154	158,433	72.59	74.39	100.00	100.00
New Mexico	1	3548	TRAVELERS GRP	3,931	3,880	48.51	52.67	9.54	9.54
	2	155	PROGRESSIVE GRP	3,435	3,233	44.34	44.61	8.34	17.88
	3	111	LIBERTY MUT GRP	2,533	2,587	38.54	38.91	6.15	24.03
	4	12	AMERICAN INTL GRP	2,138	2,039	66.98	67.26	5.19	29.22
	5	150	OLD REPUBLIC GRP	2,022	1,950	61.08	61.63	4.91	34.13
	6	212	ZURICH INS GRP	1,942	2,037	86.10	88.53	4.72	38.84
	7	791	MOUNTAIN STATES INS CO GRP	1,573	1,630	38.27	37.13	3.82	42.66
	8	62	EMC INS CO GRP	1,559	1,324	67.10	67.89	3.78	46.45
	9	98	WR BERKLEY CORP GRP	1,498	1,258	61.40	63.16	3.64	50.09
	10	140	NATIONWIDE CORP GRP	1,436	1,363	59.51	69.65	3.49	53.57
			**STATE TOTAL **	41,190	40,412	62.29	64.13	100.00	100.00
New York	1	3548	TRAVELERS GRP	22,714	23,043	61.55	63.78	8.11	8.11
	2	212	ZURICH INS GRP	21,970	13,275	- 84.42	- 81.94	7.85	15.96
	3	155	PROGRESSIVE GRP	17,437	16,957	60.67	60.74	6.23	22.19
	4	111	LIBERTY MUT GRP	13,139	13,421	130.73	131.74	4.69	26.88
	5	140	NATIONWIDE CORP GRP	12,678	11,602	85.45	86.62	4.53	31.41
	6	3098	TOKIO MARINE HOLDINGS INC GRP	10,600	10,456	52.35	52.91	3.79	35.20
	7	91	HARTFORD FIRE & CAS GRP	10,295	10,494	64.57	65.03	3.68	38.87
	8	213	ERIE INS GRP	10,280	9,759	59.04	59.36	3.67	42.55
	9	201	UTICA GRP	8,672	8,405	55.20	57.38	3.10	45.64
	10	2538	AMTRUST NGH GRP	8,098	7,114	66.61	68.28	2.89	48.54
			**STATE TOTAL **	279,964	261,891	57.54	58.93	100.00	100.00
North Carolina	1	3548	TRAVELERS GRP	10,188	9,915	60.86	62.98	6.84	6.84
	2	140	NATIONWIDE CORP GRP	9,517	8,849	68.73	70.05	6.39	13.22
	3	213	ERIE INS GRP	9,020	8,657	47.39	47.63	6.05	19.27
	4	280	AUTO OWNERS GRP	8,916	8,779	44.77	44.99	5.98	25.26
	5	155	PROGRESSIVE GRP	8,592	8,247	65.48	65.75	5.77	31.02
	6	212	ZURICH INS GRP	8,139	7,799	49.17	51.19	5.46	36.48
	7	324	NORTH CAROLINA FARM BUREAU GRP	7,064	7,126	72.52	72.55	4.74	41.22
	8	361	MUNICH RE GRP	6,835	6,781	32.80	35.92	4.59	45.81
	9	244	CINCINNATI FIN GRP	4,814	4,599	61.17	61.92	3.23	49.04
	10	111	LIBERTY MUT GRP	4,694	4,784	54.93	55.23	3.15	52.19
			**STATE TOTAL **	149,033	144,735	57.67	58.81	100.00	100.00
North Dakota	1	150	OLD REPUBLIC GRP	10,458	9,689	51.87	52.56	15.47	15.47
	2	155	PROGRESSIVE GRP	5,532	5,229	55.02	55.33	8.18	23.65
	3	140	NATIONWIDE CORP GRP	4,906	5,026	59.08	59.89	7.25	30.90
	4	62	EMC INS CO GRP	3,869	3,578	60.46	60.24	5.72	36.62
	5	14184	ACUITY A MUT INS CO	3,444	2,778	54.05	55.13	5.09	41.71
	6	3548	TRAVELERS GRP	3,397	3,195	53.74	56.13	5.02	46.74
	7	280	AUTO OWNERS GRP	3,197	3,187	37.28	37.43	4.73	51.46
	8	31	BERKSHIRE HATHAWAY GRP	3,032	2,472	76.80	84.80	4.48	55.95
	9	111	LIBERTY MUT GRP	2,234	1,731	51.87	53.85	3.30	59.25
	10	212	ZURICH INS GRP	2,196	2,283	81.98	85.20	3.25	62.50
			**STATE TOTAL **	67,623	63,280	63.26	64.70	100.00	100.00

PROPERTY AND CASUALTY INSURANCE INDUSTRY
MARKET SHARE REPORT - TOTAL PREMIUM
BY GROUP
21.2 - COMMERCIAL AUTO PHYSICAL DAMAGE

May 15, 2014

STATE	Rank	Group/ Company Code	Group/ Company Name	Direct Premiums Written (000)	Direct Premiums Earned (000)	Direct Loss to EP Ratio	Direct Loss & DCC to EP Ratio	Market Share %	Cumulative Market Share %
Ohio	1	244	CINCINNATI FIN GRP	18,113	16,927	68.60	70.27	9.05	9.05
	2	228	WESTFIELD GRP	16,461	15,755	62.15	62.69	8.22	17.27
	3	155	PROGRESSIVE GRP	14,383	14,238	59.12	59.38	7.19	24.46
	4	3548	TRAVELERS GRP	11,752	11,473	53.17	55.46	5.87	30.33
	5	140	NATIONWIDE CORP GRP	11,565	10,647	55.39	57.33	5.78	36.11
	6	280	AUTO OWNERS GRP	9,207	8,865	59.31	59.81	4.60	40.71
	7	291	MOTORISTS MUT GRP	8,934	8,524	51.44	51.61	4.46	45.17
	8	213	ERIE INS GRP	6,898	6,538	60.49	60.99	3.45	48.62
	9	111	LIBERTY MUT GRP	6,562	6,431	86.49	88.37	3.28	51.90
	10	84	AMERICAN FINANCIAL GRP	6,298	6,312	64.31	64.85	3.15	55.04
			**STATE TOTAL **	200,150	192,415	59.43	60.57	100.00	100.00
Oklahoma	1	79	ALLY INS HOLDINGS GRP	11,615	11,615	174.73	174.73	9.90	9.90
	2	3548	TRAVELERS GRP	11,425	11,080	69.79	72.02	9.74	19.65
	3	155	PROGRESSIVE GRP	9,530	9,174	53.53	55.36	8.13	27.77
	4	111	LIBERTY MUT GRP	7,576	6,103	46.29	47.19	6.46	34.23
	5	212	ZURICH INS GRP	6,295	6,479	70.45	72.50	5.37	39.60
	6	150	OLD REPUBLIC GRP	6,168	5,666	70.22	71.20	5.26	44.86
	7	23663	NATIONAL AMER INS CO	4,946	4,767	46.93	48.92	4.22	49.08
	8	84	AMERICAN FINANCIAL GRP	4,617	4,605	59.17	59.96	3.94	53.02
	9	660	MERCURY GEN GRP	3,523	3,449	61.82	61.89	3.00	56.02
	10	31	BERKSHIRE HATHAWAY GRP	3,233	2,434	50.74	55.13	2.76	58.78
			**STATE TOTAL **	117,266	112,293	87.33	88.76	100.00	100.00
Oregon	1	111	LIBERTY MUT GRP	11,028	10,725	60.07	60.84	18.36	18.36
	2	69	FARMERS INS GRP	4,914	4,953	58.15	58.44	8.18	26.54
	3	3548	TRAVELERS GRP	4,795	4,794	38.31	40.26	7.98	34.52
	4	150	OLD REPUBLIC GRP	4,151	3,965	59.25	60.11	6.91	41.43
	5	155	PROGRESSIVE GRP	3,887	3,732	76.19	76.35	6.47	47.90
	6	212	ZURICH INS GRP	2,358	2,324	45.36	47.65	3.93	51.83
	7	140	NATIONWIDE CORP GRP	2,358	2,003	67.48	69.82	3.93	55.75
	8	333	MUTUAL OF ENUMCLAW GRP	2,082	1,984	55.95	57.96	3.47	59.22
	9	796	QBE INS GRP	1,928	1,737	50.65	53.93	3.21	62.43
	10	7	FEDERATED MUT GRP	1,529	1,346	40.55	41.11	2.54	64.97
			**STATE TOTAL **	60,072	57,909	56.82	58.19	100.00	100.00
Pennsylvania	1	213	ERIE INS GRP	38,917	36,979	58.39	58.86	12.26	12.26
	2	867	BALDWIN & LYONS GRP	31,155	31,155	56.38	56.73	9.81	22.07
	3	140	NATIONWIDE CORP GRP	20,420	20,357	61.24	62.61	6.43	28.50
	4	3548	TRAVELERS GRP	17,592	17,334	52.83	54.94	5.54	34.04
	5	155	PROGRESSIVE GRP	14,788	14,985	43.50	43.59	4.66	38.70
	6	212	ZURICH INS GRP	13,577	13,327	65.39	67.80	4.28	42.97
	7	111	LIBERTY MUT GRP	13,101	12,382	51.94	52.90	4.13	47.10
	8	242	SELECTIVE INS GRP	11,120	10,609	73.27	73.60	3.50	50.60
	9	244	CINCINNATI FIN GRP	8,977	8,886	73.00	74.22	2.83	53.43
	10	271	PENNSYLVANIA NATL INS GRP	7,518	7,323	66.18	66.24	2.37	55.79
			**STATE TOTAL **	317,531	307,231	59.86	60.81	100.00	100.00
Rhode Island	1	3548	TRAVELERS GRP	1,835	1,890	48.56	49.85	9.97	9.97
	2	155	PROGRESSIVE GRP	1,526	1,388	82.19	82.67	8.29	18.26
	3	111	LIBERTY MUT GRP	1,239	1,287	103.93	105.41	6.73	24.99
	4	242	SELECTIVE INS GRP	1,237	1,184	66.73	67.26	6.72	31.71
	5	62	EMC INS CO GRP	1,173	1,094	72.41	72.71	6.37	38.09
	6	586	ARBELLA INS GRP	1,135	965	63.98	64.43	6.17	44.25
	7	140	NATIONWIDE CORP GRP	1,110	1,125	64.09	65.35	6.03	50.28
	8	212	ZURICH INS GRP	747	739	58.44	62.33	4.06	54.34
	9	3589	MAXUM SPECIALTY INS GRP	702	598	10.63	10.34	3.81	58.15
	10	3098	TOKIO MARINE HOLDINGS INC GRP	538	465	62.24	62.48	2.92	61.08
			**STATE TOTAL **	18,408	17,654	70.23	71.46	100.00	100.00

PROPERTY AND CASUALTY INSURANCE INDUSTRY
MARKET SHARE REPORT - TOTAL PREMIUM
BY GROUP
21.2 - COMMERCIAL AUTO PHYSICAL DAMAGE

May 15, 2014

STATE	Rank	Group/ Company Code	Group/ Company Name	Direct Premiums Written (000)	Direct Premiums Earned (000)	Direct Loss to EP Ratio	Direct Loss & DCC to EP Ratio	Market Share %	Cumulative Market Share %
South Carolina	1	280	AUTO OWNERS GRP	6,534	6,424	38.86	39.20	9.13	9.13
	2	155	PROGRESSIVE GRP	4,516	4,444	66.77	66.96	6.31	15.43
	3	140	NATIONWIDE CORP GRP	4,345	3,948	67.39	68.27	6.07	21.50
	4	111	LIBERTY MUT GRP	4,035	4,165	43.48	43.80	5.64	27.14
	5	3548	TRAVELERS GRP	3,820	3,929	55.64	58.11	5.34	32.48
	6	212	ZURICH INS GRP	3,136	3,399	43.03	44.96	4.38	36.86
	7	242	SELECTIVE INS GRP	2,064	1,940	80.41	80.53	2.88	39.74
	8	244	CINCINNATI FIN GRP	1,950	1,842	77.58	79.96	2.72	42.46
	9	91	HARTFORD FIRE & CAS GRP	1,921	1,910	65.22	65.90	2.68	45.15
	10	150	OLD REPUBLIC GRP	1,824	1,906	66.69	68.32	2.55	47.69
			**STATE TOTAL **	71,595	69,815	57.82	59.29	100.00	100.00
South Dakota	1	150	OLD REPUBLIC GRP	8,187	7,825	47.37	47.83	19.10	19.10
	2	280	AUTO OWNERS GRP	3,874	3,775	157.69	158.10	9.04	28.14
	3	140	NATIONWIDE CORP GRP	2,860	2,659	87.40	87.84	6.67	34.81
	4	14184	ACUITY A MUT INS CO	2,491	2,399	103.91	104.92	5.81	40.62
	5	3548	TRAVELERS GRP	2,225	2,087	54.01	56.54	5.19	45.81
	6	98	WR BERKLEY CORP GRP	2,174	2,073	42.65	42.99	5.07	50.89
	7	155	PROGRESSIVE GRP	1,775	1,606	62.88	62.91	4.14	55.03
	8	62	EMC INS CO GRP	1,270	1,189	64.92	65.91	2.96	57.99
	9	248	UNITED FIRE & CAS GRP	1,245	1,213	83.18	79.70	2.90	60.89
	10	23574	MIDWEST FAMILY MUT INS CO	1,239	1,268	62.89	62.84	2.89	63.79
			**STATE TOTAL **	42,862	41,205	99.91	100.77	100.00	100.00
Tennessee	1	158	FAIRFAX FIN GRP	24,629	24,629	68.60	72.51	16.46	16.46
	2	3548	TRAVELERS GRP	8,690	8,593	47.78	49.63	5.81	22.26
	3	280	AUTO OWNERS GRP	7,988	7,838	43.76	44.02	5.34	27.60
	4	150	OLD REPUBLIC GRP	7,780	7,266	57.17	58.76	5.20	32.80
	5	10642	CHEROKEE INS CO	7,552	7,087	73.00	73.00	5.05	37.85
	6	155	PROGRESSIVE GRP	6,332	6,476	53.81	54.75	4.23	42.08
	7	244	CINCINNATI FIN GRP	4,934	4,589	61.39	62.53	3.30	45.38
	8	3478	HALLMARK FIN SERV GRP	4,638	4,358	42.25	46.03	3.10	48.47
	9	140	NATIONWIDE CORP GRP	4,482	4,208	74.96	76.30	2.99	51.47
	10	694	TENNESSEE FARMERS GRP	4,196	4,166	34.04	34.55	2.80	54.27
			**STATE TOTAL **	149,652	146,716	58.00	59.76	100.00	100.00
Texas	1	212	ZURICH INS GRP	50,498	45,560	47.74	49.59	8.82	8.82
	2	155	PROGRESSIVE GRP	48,954	53,049	55.56	55.76	8.55	17.38
	3	3548	TRAVELERS GRP	35,129	34,972	73.38	76.09	6.14	23.51
	4	111	LIBERTY MUT GRP	31,244	28,819	59.36	59.63	5.46	28.97
	5	140	NATIONWIDE CORP GRP	29,815	27,257	69.65	72.37	5.21	34.18
	6	79	ALLY INS HOLDINGS GRP	24,874	24,874	65.95	65.95	4.35	38.53
	7	3478	HALLMARK FIN SERV GRP	22,890	21,068	50.11	49.48	4.00	42.53
	8	150	OLD REPUBLIC GRP	22,604	21,276	68.50	69.26	3.95	46.48
	9	176	STATE FARM GRP	22,203	21,427	67.38	67.41	3.88	50.36
	10	31	BERKSHIRE HATHAWAY GRP	17,521	12,522	48.52	50.64	3.06	53.42
			**STATE TOTAL **	572,322	554,316	63.10	64.82	100.00	100.00
Utah	1	3548	TRAVELERS GRP	5,528	5,204	55.48	57.15	8.99	8.99
	2	140	NATIONWIDE CORP GRP	5,331	5,205	67.53	67.63	8.66	17.65
	3	150	OLD REPUBLIC GRP	4,955	4,833	86.11	86.50	8.05	25.71
	4	111	LIBERTY MUT GRP	4,648	4,225	69.74	70.29	7.56	33.26
	5	280	AUTO OWNERS GRP	4,321	4,250	57.39	57.91	7.02	40.28
	6	867	BALDWIN & LYONS GRP	3,864	3,806	39.41	39.08	6.28	46.57
	7	155	PROGRESSIVE GRP	2,862	2,834	62.86	63.89	4.65	51.22
	8	212	ZURICH INS GRP	2,674	2,617	106.50	108.82	4.35	55.57
	9	69	FARMERS INS GRP	2,542	2,651	58.19	58.40	4.13	59.70
	10	244	CINCINNATI FIN GRP	2,065	1,969	60.71	61.37	3.36	63.05
			**STATE TOTAL **	61,520	59,876	61.82	62.96	100.00	100.00

PROPERTY AND CASUALTY INSURANCE INDUSTRY
MARKET SHARE REPORT - TOTAL PREMIUM
BY GROUP
21.2 - COMMERCIAL AUTO PHYSICAL DAMAGE

May 15, 2014

STATE	Rank	Group/ Company Code	Group/ Company Name	Direct Premiums Written (000)	Direct Premiums Earned (000)	Direct Loss to EP Ratio	Direct Loss & DCC to EP Ratio	Market Share %	Cumulative Market Share %
Vermont	1	111	LIBERTY MUT GRP	2,515	2,472	40.10	40.12	13.26	13.26
	2	98	WR BERKLEY CORP GRP	2,459	2,359	55.08	55.44	12.96	26.22
	3	155	PROGRESSIVE GRP	2,422	2,340	44.10	44.07	12.77	38.98
	4	140	NATIONWIDE CORP GRP	1,270	1,121	114.89	115.39	6.69	45.68
	5	3548	TRAVELERS GRP	1,250	1,281	43.36	45.57	6.59	52.27
	6	244	CINCINNATI FIN GRP	982	927	79.76	81.54	5.18	57.45
	7	15997	MMG INS CO	934	876	65.93	66.10	4.92	62.37
	8	408	AMERICAN NATL FIN GRP	609	629	88.93	89.04	3.21	65.58
	9	1309	FRANKENMUTH GRP	541	523	49.74	51.19	2.85	68.42
	10	212	ZURICH INS GRP	530	502	55.83	59.68	2.80	71.22
			**STATE TOTAL **	18,971	18,310	53.36	54.37	100.00	100.00
Virginia	1	213	ERIE INS GRP	11,692	11,123	52.51	52.79	9.29	9.29
	2	140	NATIONWIDE CORP GRP	11,573	11,246	57.59	59.07	9.19	18.48
	3	155	PROGRESSIVE GRP	9,998	10,146	61.97	62.30	7.94	26.42
	4	3548	TRAVELERS GRP	7,284	7,539	52.34	54.00	5.79	32.21
	5	212	ZURICH INS GRP	6,003	5,242	69.26	71.50	4.77	36.98
	6	244	CINCINNATI FIN GRP	4,678	4,511	66.41	67.82	3.72	40.69
	7	242	SELECTIVE INS GRP	4,537	4,786	82.98	83.44	3.60	44.30
	8	203	VIRGINIA FARM BUREAU GRP	4,169	4,056	59.30	59.56	3.31	47.61
	9	111	LIBERTY MUT GRP	3,983	3,951	47.09	47.63	3.16	50.77
	10	796	QBE INS GRP	3,444	2,768	32.38	35.66	2.74	53.51
			**STATE TOTAL **	125,889	121,564	56.77	57.87	100.00	100.00
Washington	1	111	LIBERTY MUT GRP	15,324	14,788	62.33	63.12	15.33	15.33
	2	796	QBE INS GRP	10,074	8,442	42.06	45.33	10.08	25.40
	3	150	OLD REPUBLIC GRP	9,297	8,726	62.72	63.04	9.30	34.70
	4	3548	TRAVELERS GRP	8,605	9,055	43.24	45.23	8.61	43.31
	5	212	ZURICH INS GRP	7,210	7,371	34.91	36.68	7.21	50.52
	6	155	PROGRESSIVE GRP	5,422	4,920	79.52	79.51	5.42	55.95
	7	69	FARMERS INS GRP	5,253	5,317	58.82	59.86	5.25	61.20
	8	140	NATIONWIDE CORP GRP	4,430	3,880	71.44	73.40	4.43	65.63
	9	333	MUTUAL OF ENUMCLAW GRP	3,921	3,893	79.63	81.35	3.92	69.55
	10	98	WR BERKLEY CORP GRP	3,028	2,830	60.49	59.62	3.03	72.58
			**STATE TOTAL **	99,972	98,253	57.76	59.32	100.00	100.00
West Virginia	1	3548	TRAVELERS GRP	4,851	4,610	55.64	57.25	12.31	12.31
	2	213	ERIE INS GRP	4,687	4,550	46.96	47.27	11.89	24.20
	3	140	NATIONWIDE CORP GRP	4,450	4,171	62.84	66.21	11.29	35.49
	4	228	WESTFIELD GRP	3,300	3,253	44.71	45.18	8.37	43.86
	5	155	PROGRESSIVE GRP	2,100	2,084	67.06	68.74	5.33	49.19
	6	175	STATE AUTO MUT GRP	2,059	1,924	40.12	40.45	5.23	54.42
	7	361	MUNICH RE GRP	1,991	2,035	42.62	44.88	5.05	59.47
	8	244	CINCINNATI FIN GRP	1,671	1,570	53.37	55.05	4.24	63.71
	9	212	ZURICH INS GRP	1,310	1,268	54.49	54.67	3.32	67.03
	10	291	MOTORISTS MUT GRP	981	989	56.54	56.53	2.49	69.52
			**STATE TOTAL **	39,413	38,086	52.42	53.61	100.00	100.00
Wisconsin	1	150	OLD REPUBLIC GRP	14,498	13,735	63.51	64.39	10.24	10.24
	2	14184	ACUITY A MUT INS CO	13,889	13,268	60.09	60.82	9.81	20.06
	3	15350	WEST BEND MUT INS CO	8,651	8,504	60.70	60.68	6.11	26.17
	4	3548	TRAVELERS GRP	7,886	7,652	60.97	63.24	5.57	31.74
	5	796	QBE INS GRP	6,890	7,172	55.23	56.96	4.87	36.61
	6	280	AUTO OWNERS GRP	5,798	5,495	53.79	54.53	4.10	40.70
	7	155	PROGRESSIVE GRP	5,617	5,372	76.09	76.35	3.97	44.67
	8	140	NATIONWIDE CORP GRP	4,308	4,246	58.46	60.24	3.04	47.72
	9	96	SECURA INS GRP	4,090	3,730	91.61	92.94	2.89	50.61
	10	244	CINCINNATI FIN GRP	4,074	3,881	77.04	78.02	2.88	53.48
			**STATE TOTAL **	141,539	137,708	62.51	63.74	100.00	100.00

PROPERTY AND CASUALTY INSURANCE INDUSTRY
MARKET SHARE REPORT - TOTAL PREMIUM
BY GROUP
21.2 - COMMERCIAL AUTO PHYSICAL DAMAGE

May 15, 2014

STATE	Rank	Group/ Company Code	Group/ Company Name	Direct Premiums Written (000)	Direct Premiums Earned (000)	Direct Loss to EP Ratio	Direct Loss & DCC to EP Ratio	Market Share %	Cumulative Market Share %
Wyoming	1	3548	TRAVELERS GRP	4,160	3,982	69.89	72.10	13.87	13.87
	2	150	OLD REPUBLIC GRP	3,332	3,328	49.93	50.89	11.11	24.98
	3	111	LIBERTY MUT GRP	3,248	3,114	50.35	50.12	10.83	35.81
	4	155	PROGRESSIVE GRP	2,958	2,745	57.13	57.58	9.86	45.68
	5	212	ZURICH INS GRP	2,006	1,936	26.69	27.88	6.69	52.37
	6	140	NATIONWIDE CORP GRP	1,860	1,717	53.50	54.17	6.20	58.57
	7	62	EMC INS CO GRP	1,778	1,700	62.34	61.86	5.93	64.50
	8	69	FARMERS INS GRP	1,209	1,304	92.96	93.17	4.03	68.53
	9	31	BERKSHIRE HATHAWAY GRP	1,099	708	50.78	53.54	3.66	72.19
	10	98	WR BERKLEY CORP GRP	737	658	52.61	53.58	2.46	74.65
			**STATE TOTAL **	29,989	28,602	57.62	58.57	100.00	100.00
Guam	1	4715	MS & AD INS GRP	1,151	1,127	36.73	36.73	24.63	24.63
	2	18380	PACIFIC IND INS CO	1,032	1,009	5.86	5.86	22.08	46.71
	3	13597	CHUNG KUO INS CO LTD	775	770	50.39	52.56	16.58	63.29
	4	4672	DONGBU INS GRP	761	767	27.16	30.29	16.29	79.58
	5	3098	TOKIO MARINE HOLDINGS INC GRP	614	630	20.94	23.52	13.13	92.71
	6	12633	CENTURY INS CO GU LTD	181	402	44.83	50.06	3.88	96.59
	7	10972	FIRST NET INS CO	153	139	14.19	16.59	3.28	99.86
	8	212	ZURICH INS GRP	5	5	- 0.48	- 0.48	0.11	99.98
	9	1285	XL AMER GRP	1	1	50.82	59.85	0.02	100.00
			**STATE TOTAL **	4,674	5,430	26.21	27.50	100.00	100.00
Puerto Rico	1	71	UNIVERSAL INS CO GRP	19,144	18,885	47.21	44.41	29.59	29.59
	2	411	MAPFRE INS GRP	11,311	11,625	47.82	48.36	17.48	47.07
	3	4802	TRIPLE S GRP	10,334	10,960	39.34	42.69	15.97	63.05
	4	796	QBE INS GRP	9,370	7,980	36.58	36.58	14.48	77.53
	5	3526	COOPERATIVA DE SEGUROS MULTIPLES GRP	6,783	6,973	53.95	54.14	10.48	88.01
	6	26778	INTEGRAND ASSUR CO	4,672	5,362	51.35	51.69	7.22	95.23
	7	4804	MULTINATIONAL GRP	1,359	1,315	72.02	72.02	2.10	97.33
	8	12	AMERICAN INTL GRP	1,001	1,200	24.19	27.20	1.55	98.88
	9	10308	ANTILLES INS CO	554	572	32.04	35.21	0.86	99.74
	10	38	CHUBB INC GRP	46	40	- 5.86	- 4.82	0.07	99.81
			**STATE TOTAL **	64,697	65,129	45.76	45.75	100.00	100.00
U.S. Virgin Islands	1	4706	LOCKHART CO GRP	700	676	21.41	22.97	71.98	71.98
	2	161	TOPA EQUITIES LTD GRP	261	243	23.23	24.20	26.83	98.81
	3	111	LIBERTY MUT GRP	6	4	51.59	49.74	0.60	99.41
	4	3526	COOPERATIVA DE SEGUROS MULTIPLES GRP	3	4	320.19	320.19	0.36	99.77
	5	411	MAPFRE INS GRP	1	1	0.00	0.00	0.12	99.89
	6	26778	INTEGRAND ASSUR CO	1	1	0.00	0.00	0.11	100.00
	7	150	OLD REPUBLIC GRP	0	0	44.44	44.44	0.00	100.00
			**STATE TOTAL **	973	932	23.24	24.66	100.00	100.00
Northern Mariana Islands	1	3098	TOKIO MARINE HOLDINGS INC GRP	120	94	23.61	31.06	45.24	45.24
	2	4672	DONGBU INS GRP	61	61	70.66	77.27	22.93	68.18
	3	10972	FIRST NET INS CO	56	56	24.11	29.66	21.14	89.32
	4	18380	PACIFIC IND INS CO	28	18	42.87	42.87	10.68	100.00
			**STATE TOTAL **	265	229	37.88	44.05	100.00	100.00

PROPERTY AND CASUALTY INSURANCE INDUSTRY
MARKET SHARE REPORT - TOTAL PREMIUM
BY GROUP
21.2 - COMMERCIAL AUTO PHYSICAL DAMAGE

May 15, 2014

STATE	Rank	Group/ Company Code	Group/ Company Name	Direct Premiums Written (000)	Direct Premiums Earned (000)	Direct Loss to EP Ratio	Direct Loss & DCC to EP Ratio	Market Share %	Cumulative Market Share %
Canada	1	111	LIBERTY MUT GRP	9,600	9,059	55.76	57.93	30.85	30.85
	2	218	CNA INS GRP	7,444	6,951	56.81	60.11	23.92	54.77
	3	3548	TRAVELERS GRP	6,700	7,866	21.36	21.85	21.53	76.30
	4	176	STATE FARM GRP	4,931	4,781	55.62	56.32	15.85	92.14
	5	79	ALLY INS HOLDINGS GRP	4,517	4,517	124.18	124.22	14.51	100.00
	6	10642	CHEROKEE INS CO	673	679	54.45	54.45	2.16	100.00
	7	91	HARTFORD FIRE & CAS GRP	156	149	12.52	12.94	0.50	100.00
	8	169	SENTRY INS GRP	135	104	62.21	63.42	0.43	100.00
	9	761	ALLIANZ INS GRP	60	95	-368.70	-365.07	0.19	100.00
	10	38	CHUBB INC GRP	35	34	31.13	31.13	0.11	100.00
			STATE TOTAL	31,120	34,258	55.76	57.23	100.00	100.00
Aggregate Other Alien	1	98	WR BERKLEY CORP GRP	4,099	3,497	7.27	7.40	70.95	70.95
	2	3548	TRAVELERS GRP	1,085	1,069	22.32	24.70	18.79	89.74
	3	4672	DONGBU INS GRP	146	155	5.98	6.79	2.52	92.26
	4	10972	FIRST NET INS CO	137	122	9.42	12.25	2.37	94.63
	5	18380	PACIFIC IND INS CO	110	95	22.77	22.77	1.90	96.53
	6	1316	KNIGHTBROOK INS GRP	90	76	56.09	56.09	1.56	98.09
	7	218	CNA INS GRP	62	42	284.92	397.24	1.08	99.17
	8	626	ACE LTD GRP	48	41	28391.90	45203.35	0.83	100.00
	9	3526	COOPERATIVA DE SEGUROS MULTIPLES GRP	30	27	0.00	0.00	0.52	100.00
	10	111	LIBERTY MUT GRP	28	26	23.86	140.13	0.49	100.00
			STATE TOTAL	5,777	5,086	248.46	384.26	100.00	100.00

Total Commercial Auto

PROPERTY AND CASUALTY INSURANCE INDUSTRY
MARKET SHARE REPORT - TOTAL PREMIUM
BY GROUP
TOTAL COMMERCIAL AUTO

May 15, 2014

STATE	Rank	Group/ Company Code	Group/ Company Name	Direct Premiums Written (000)	Direct Premiums Earned (000)	Direct Loss to EP Ratio	Direct Loss & DCC to EP Ratio	Market Share %	Cumulative Market Share %
Countrywide	1	3548	TRAVELERS GRP	1,978,649	1,984,725	58.85	64.42	7.37	7.37
	2	155	PROGRESSIVE GRP	1,779,528	1,764,636	63.24	66.81	6.63	14.00
	3	140	NATIONWIDE CORP GRP	1,527,501	1,449,136	69.48	74.07	5.69	19.69
	4	111	LIBERTY MUT GRP	1,524,882	1,529,705	58.96	62.55	5.68	25.37
	5	212	ZURICH INS GRP	1,238,757	1,243,482	59.84	68.37	4.61	29.99
	6	12	AMERICAN INTL GRP	930,862	989,206	67.87	78.62	3.47	33.45
	7	150	OLD REPUBLIC GRP	875,705	849,368	63.52	68.77	3.26	36.72
	8	280	AUTO OWNERS GRP	571,399	558,238	63.71	68.88	2.13	38.84
	9	91	HARTFORD FIRE & CAS GRP	552,768	553,155	81.57	88.89	2.06	40.90
	10	244	CINCINNATI FIN GRP	513,603	485,526	57.66	60.83	1.91	42.82
	11	3098	TOKIO MARINE HOLDINGS INC GRP	513,204	490,353	59.58	64.39	1.91	44.73
	12	98	WR BERKLEY CORP GRP	506,575	492,053	60.23	66.18	1.89	46.62
	13	31	BERKSHIRE HATHAWAY GRP	494,091	379,318	49.95	57.91	1.84	48.46
	14	84	AMERICAN FINANCIAL GRP	467,514	461,063	66.01	75.96	1.74	50.20
	15	176	STATE FARM GRP	435,725	444,465	57.33	62.47	1.62	51.82
	16	796	QBE INS GRP	378,695	368,678	59.60	61.72	1.41	53.23
	17	218	CNA INS GRP	376,616	394,399	75.38	83.13	1.40	54.63
	18	213	ERIE INS GRP	358,810	344,001	64.11	68.78	1.34	55.97
	19	88	THE HANOVER INS GRP	349,146	352,148	63.99	69.34	1.30	57.27
	20	626	ACE LTD GRP	348,179	339,209	45.86	54.57	1.30	58.57
	21	8	ALLSTATE INS GRP	338,368	325,565	52.63	55.27	1.26	59.83
	22	242	SELECTIVE INS GRP	330,364	315,394	56.07	58.41	1.23	61.06
	23	2538	AMTRUST NGH GRP	329,975	297,164	77.54	83.21	1.23	62.29
	24	69	FARMERS INS GRP	325,020	322,634	70.07	73.60	1.21	63.50
	25	62	EMC INS CO GRP	306,695	291,257	58.98	62.14	1.14	64.64
	26	228	WESTFIELD GRP	276,855	263,634	65.58	73.07	1.03	65.67
	27	169	SENTRY INS GRP	273,738	262,409	55.51	57.49	1.02	66.69
	28	225	IAT REINS CO GRP	245,412	220,361	53.33	63.09	0.91	67.61
	29	14184	ACUITY A MUT INS CO	232,224	219,368	53.72	57.07	0.87	68.47
	30	7	FEDERATED MUT GRP	211,222	196,326	55.02	59.30	0.79	69.26
	31	361	MUNICH RE GRP	205,601	194,137	59.23	65.32	0.77	70.03
	32	456	LANCER FINANCIAL GRP	204,720	182,352	55.59	66.44	0.76	70.79
	33	38	CHUBB INC GRP	204,159	205,972	48.70	53.27	0.76	71.55
	34	175	STATE AUTO MUT GRP	200,012	195,140	60.57	65.73	0.75	72.29
	35	1279	ARCH INS GRP	195,784	192,684	64.17	67.25	0.73	73.02
	36	3478	HALLMARK FIN SERV GRP	191,236	170,818	62.65	68.96	0.71	73.74
	37	158	FAIRFAX FIN GRP	189,108	177,259	71.32	77.54	0.70	74.44
	38	262	CANAL GRP	175,543	172,020	71.56	76.89	0.65	75.09
	39	4702	SPARTA GRP	158,562	157,560	85.51	94.29	0.59	75.68
	40	248	UNITED FIRE & CAS GRP	158,490	152,617	57.75	61.09	0.59	76.27
	41	3703	TOWER GRP	158,298	177,495	103.05	118.02	0.59	76.86
	42	411	MAPFRE INS GRP	141,238	133,330	67.24	70.86	0.53	77.39
	43	16616	AMERICAN TRANSIT INS CO	141,099	140,576	50.18	77.88	0.53	77.92
	44	311	MAIN STREET AMER GRP	122,493	121,864	56.72	60.51	0.46	78.37
	45	867	BALDWIN & LYONS GRP	120,792	116,173	77.54	82.26	0.45	78.82
	46	267	GRANGE MUT CAS GRP	118,853	106,185	62.46	66.32	0.44	79.27
	47	201	UTICA GRP	118,112	112,755	48.82	54.12	0.44	79.71
	48	457	ARGONAUT GRP	118,092	127,998	73.31	79.43	0.44	80.15
	49	474	FCCI MUT INS GRP	117,103	108,957	71.50	77.14	0.44	80.58
	50	79	ALLY INS HOLDINGS GRP	116,012	115,921	88.93	88.89	0.43	81.01
	51	93	STATE NATL GRP	111,687	103,284	92.74	125.52	0.42	81.43
	52	256	PROSIGHT GRP	108,461	83,924	49.12	69.81	0.40	81.83
	53	660	MERCURY GEN GRP	103,960	87,401	59.65	64.02	0.39	82.22
	54	124	AMERISURE CO GRP	102,778	98,443	63.69	68.19	0.38	82.60
	55	10642	CHEROKEE INS CO	100,777	96,035	68.79	78.79	0.38	82.98
	56	291	MOTORISTS MUT GRP	94,531	91,061	48.43	53.53	0.35	83.33
	57	1316	KNIGHTBROOK INS GRP	93,636	85,459	55.68	56.58	0.35	83.68
	58	1285	XL AMER GRP	92,390	98,667	70.07	81.23	0.34	84.02
	59	271	PENNSYLVANIA NATL INS GRP	91,351	88,873	59.93	64.88	0.34	84.36
	60	4795	ATLAS FINANCIAL HOLDINGS GRP	87,007	73,085	45.30	52.34	0.32	84.69
	61	188	SAFETY GRP	86,003	81,630	71.96	76.13	0.32	85.01
	62	3495	INFINITY PROP & CAS INS GRP	85,301	81,132	61.20	66.38	0.32	85.33
	63	586	ARBELLA INS GRP	82,795	78,380	54.51	57.23	0.31	85.64
	64	408	AMERICAN NATL FIN GRP	82,604	81,909	61.30	63.73	0.31	85.94
	65	748	MEADOWBROOK INS GRP	80,430	106,252	72.22	81.33	0.30	86.24
	66	15350	WEST BEND MUT INS CO	77,647	75,432	45.40	47.50	0.29	86.53

PROPERTY AND CASUALTY INSURANCE INDUSTRY
MARKET SHARE REPORT - TOTAL PREMIUM
BY GROUP
TOTAL COMMERCIAL AUTO

May 15, 2014

STATE	Rank	Group/ Company Code	Group/ Company Name	Direct Premiums Written (000)	Direct Premiums Earned (000)	Direct Loss to EP Ratio	Direct Loss & DCC to EP Ratio	Market Share %	Cumulative Market Share %
Countrywide	67	785	MARKEL CORP GRP	74,178	67,218	49.99	57.36	0.28	86.81
	68	1129	WHITE MOUNTAINS GRP	73,582	61,407	61.91	67.76	0.27	87.08
	69	250	DONEGAL GRP	73,460	70,344	63.93	67.00	0.27	87.36
	70	761	ALLIANZ INS GRP	73,317	63,843	86.57	91.73	0.27	87.63
	71	783	RLI INS GRP	72,854	62,382	57.69	68.06	0.27	87.90
	72	4381	HOUSTON INTL INS GRP	68,285	25,627	162.13	170.72	0.25	88.15
	73	4695	HEREFORD HOLDING GRP	67,005	66,221	62.80	75.93	0.25	88.40
	74	96	SECURA INS GRP	66,932	62,278	66.65	71.56	0.25	88.65
	75	88625	FIDUCIARY INS CO OF AMER	61,489	58,144	59.44	78.44	0.23	88.88
	76	226	MERCHANTS MUT GRP	61,336	60,060	70.90	80.85	0.23	89.11
	77	1309	FRANKENMUTH GRP	60,541	59,547	55.62	58.50	0.23	89.34
	78	473	AMERICAN FAMILY INS GRP	56,585	55,459	55.11	55.56	0.21	89.55
	79	4670	STARR GRP	55,911	45,939	69.39	76.75	0.21	89.76
	80	215	KEMPER CORP GRP	55,097	53,748	65.51	68.01	0.21	89.96
	81	708	NEW JERSEY MANUFACTURERS GRP	54,879	54,448	70.62	78.66	0.20	90.17
	82	4684	MAIDEN HOLDINGS GRP	54,817	53,248	115.65	116.97	0.20	90.37
	83	153	PEKIN INS GRP	53,766	51,295	64.71	67.72	0.20	90.57
	84	517	HANNOVER GRP	52,275	44,518	69.89	78.16	0.19	90.76
	85	309	WESTERN NATL MUT GRP	51,529	48,465	63.58	68.54	0.19	90.96
	86	10353	OOIDA RRG INC	50,555	39,787	77.42	86.34	0.19	91.15
	87	246	PENNSYLVANIA LUMBERMENS GRP	48,356	46,291	57.86	61.45	0.18	91.33
	88	3489	DELEK GRP	47,163	47,988	54.34	61.54	0.18	91.50
	89	802	CAPITAL INS GRP	45,321	45,177	65.23	77.79	0.17	91.67
	90	26905	CENTURY NATL INS CO	44,963	43,259	85.54	100.78	0.17	91.84
	91	848	ARI INS CO GRP	43,287	35,674	77.14	83.86	0.16	92.00
	92	866	WESTERN WORLD GRP	39,047	34,244	71.41	79.69	0.15	92.14
	93	18767	CHURCH MUT INS CO	38,491	39,248	48.72	50.63	0.14	92.29
	94	807	COLUMBIA INS GRP	36,493	36,606	75.76	83.00	0.14	92.42
	95	513	IOWA FARM BUREAU GRP	36,071	35,180	53.22	54.18	0.13	92.56
	96	11092	GLOBAL LIBERTY INS CO OF NY	35,930	33,038	39.40	43.06	0.13	92.69
	97	14176	HASTINGS MUT INS CO	35,081	33,465	64.73	67.30	0.13	92.82
	98	10499	COREPOINTE INS CO	35,012	45,033	48.69	52.50	0.13	92.95
	99	4715	MS & AD INS GRP	34,026	31,440	80.31	94.15	0.13	93.08
	100	50	COUNTRY INS & FIN SERV GRP	33,927	33,196	82.95	87.31	0.13	93.21
	101	71	UNIVERSAL INS CO GRP	33,200	33,175	51.21	47.49	0.12	93.33
	102	333	MUTUAL OF ENUMCLAW GRP	32,854	31,292	55.03	57.10	0.12	93.45
	103	324	NORTH CAROLINA FARM BUREAU GRP	32,745	33,231	41.40	42.16	0.12	93.57
	104	36	CENTRAL MUT INS CO GRP	32,107	30,953	37.17	34.13	0.12	93.69
	105	123	SHELTER INS GRP	31,905	29,140	87.94	90.16	0.12	93.81
	106	518	GRINNELL MUT GRP	31,331	30,429	42.46	44.55	0.12	93.93
	107	4672	DONGBU INS GRP	28,483	27,234	59.69	66.92	0.11	94.04
	108	483	SOUTHERN FARM BUREAU CAS GRP	28,094	27,821	53.00	56.95	0.10	94.14
	109	3589	MAXUM SPECIALTY INS GRP	27,968	39,492	72.05	78.51	0.10	94.24
	110	23663	NATIONAL AMER INS CO	27,520	25,897	62.33	65.92	0.10	94.35
	111	587	ATLANTIC AMER GRP	27,074	28,126	58.33	68.84	0.10	94.45
	112	67	MICHIGAN FARM BUREAU GRP	26,127	24,829	47.20	49.92	0.10	94.54
	113	303	GUIDEONE INS GRP	25,506	24,457	46.77	49.45	0.10	94.64
	114	13528	BROTHERHOOD MUT INS CO	25,318	24,262	47.50	50.64	0.09	94.73
	115	13683	ASCENDANT COMMERCIAL INS INC	25,310	25,590	44.87	63.50	0.09	94.83
	116	161	TOPA EQUITIES LTD GRP	24,987	22,391	93.00	102.64	0.09	94.92
	117	3179	HOME STATE INS GRP	24,009	28,563	64.78	72.80	0.09	95.01
	118	3219	NKSJ HOLDINGS INC GRP	23,810	22,245	82.09	108.46	0.09	95.10
	119	4802	TRIPLE S GRP	23,705	24,963	64.89	69.59	0.09	95.19
	120	11118	FEDERATED RURAL ELECTRIC INS EXCH	23,480	23,454	40.56	41.57	0.09	95.28
	121	561	GEORGIA FARM BUREAU GRP	22,909	23,605	43.67	45.15	0.09	95.36
	122	40088	AMERICAN INTER FIDELITY EXCH	22,568	20,513	61.90	61.90	0.08	95.44
	123	10204	CONSUMERS INS USA INC	22,244	23,293	85.06	91.18	0.08	95.53
	124	14207	SPIRIT COMMERCIAL AUTO RRG INC	21,649	14,228	48.95	52.13	0.08	95.61
	125	36030	MAYA ASSUR CO	21,179	18,966	51.75	87.69	0.08	95.69
			INDUSTRY TOTAL	26,844,156	26,108,639	62.59	68.48	100.00	100.00

PROPERTY AND CASUALTY INSURANCE INDUSTRY
MARKET SHARE REPORT - TOTAL PREMIUM
BY GROUP
TOTAL COMMERCIAL AUTO

May 15, 2014

STATE	Rank	Group/ Company Code	Group/ Company Name	Direct Premiums Written (000)	Direct Premiums Earned (000)	Direct Loss to EP Ratio	Direct Loss & DCC to EP Ratio	Market Share %	Cumulative Market Share %
Alabama	1	155	PROGRESSIVE GRP	35,566	35,798	65.57	67.52	9.22	9.22
	2	280	AUTO OWNERS GRP	32,175	32,027	46.34	49.10	8.34	17.57
	3	3548	TRAVELERS GRP	27,115	25,594	53.45	60.24	7.03	24.60
	4	12	AMERICAN INTL GRP	19,059	16,598	177.71	203.17	4.94	29.55
	5	140	NATIONWIDE CORP GRP	17,157	16,193	46.77	49.61	4.45	33.99
	6	150	OLD REPUBLIC GRP	14,907	16,531	103.98	114.12	3.87	37.86
	7	212	ZURICH INS GRP	14,308	14,642	42.67	48.49	3.71	41.57
	8	111	LIBERTY MUT GRP	13,805	13,220	67.32	75.48	3.58	45.15
	9	262	CANAL GRP	13,693	11,850	134.68	143.30	3.55	48.70
	10	271	PENNSYLVANIA NATL INS GRP	11,717	11,439	77.42	82.36	3.04	51.74
			**STATE TOTAL **	385,565	370,197	70.75	77.86	100.00	100.00
Alaska	1	111	LIBERTY MUT GRP	8,947	8,901	42.48	50.73	14.19	14.19
	2	38733	ALASKA NATL INS CO	8,513	8,310	23.01	21.83	13.50	27.70
	3	155	PROGRESSIVE GRP	7,276	7,189	43.56	45.71	11.54	39.24
	4	31	BERKSHIRE HATHAWAY GRP	5,098	4,960	34.51	37.23	8.09	47.33
	5	212	ZURICH INS GRP	4,773	4,783	41.09	48.26	7.57	54.90
	6	84	AMERICAN FINANCIAL GRP	4,712	4,554	33.32	33.93	7.48	62.37
	7	140	NATIONWIDE CORP GRP	3,886	3,522	48.17	49.13	6.16	68.54
	8	3548	TRAVELERS GRP	2,212	1,997	41.42	51.25	3.51	72.04
	9	12	AMERICAN INTL GRP	2,205	1,920	- 31.95	- 36.27	3.50	75.54
	10	176	STATE FARM GRP	1,976	2,021	40.69	24.53	3.13	78.68
			**STATE TOTAL **	63,042	63,276	37.00	40.05	100.00	100.00
Arizona	1	140	NATIONWIDE CORP GRP	30,886	28,590	74.15	76.63	8.06	8.06
	2	212	ZURICH INS GRP	27,167	27,248	28.96	31.83	7.09	15.15
	3	3548	TRAVELERS GRP	26,854	26,919	33.21	36.43	7.01	22.16
	4	111	LIBERTY MUT GRP	20,809	21,585	57.87	61.00	5.43	27.60
	5	155	PROGRESSIVE GRP	17,790	17,627	70.32	73.68	4.64	32.24
	6	3098	TOKIO MARINE HOLDINGS INC GRP	13,134	12,516	54.71	59.29	3.43	35.67
	7	280	AUTO OWNERS GRP	13,114	13,360	80.96	93.57	3.42	39.09
	8	69	FARMERS INS GRP	12,836	12,672	53.20	54.33	3.35	42.44
	9	244	CINCINNATI FIN GRP	11,553	10,884	45.37	46.97	3.02	45.46
	10	12	AMERICAN INTL GRP	11,089	12,482	49.46	60.21	2.89	48.35
			**STATE TOTAL **	383,083	374,148	58.14	63.12	100.00	100.00
Arkansas	1	3548	TRAVELERS GRP	20,967	19,892	50.12	53.81	7.01	7.01
	2	155	PROGRESSIVE GRP	20,441	20,690	71.06	74.58	6.84	13.85
	3	10642	CHEROKEE INS CO	17,426	16,144	70.70	81.82	5.83	19.68
	4	150	OLD REPUBLIC GRP	14,352	14,212	45.26	48.46	4.80	24.48
	5	31	BERKSHIRE HATHAWAY GRP	12,293	10,209	45.12	49.07	4.11	28.59
	6	140	NATIONWIDE CORP GRP	12,208	11,573	82.68	84.82	4.08	32.67
	7	98	WR BERKLEY CORP GRP	10,977	11,287	58.88	66.61	3.67	36.34
	8	483	SOUTHERN FARM BUREAU CAS GRP	10,612	10,497	59.01	59.68	3.55	39.89
	9	111	LIBERTY MUT GRP	10,524	11,029	70.84	76.63	3.52	43.41
	10	212	ZURICH INS GRP	9,964	10,756	47.12	54.20	3.33	46.74
			**STATE TOTAL **	299,005	288,429	56.98	61.33	100.00	100.00
California	1	111	LIBERTY MUT GRP	229,369	221,260	53.59	57.33	8.80	8.80
	2	140	NATIONWIDE CORP GRP	227,413	213,888	69.42	76.25	8.73	17.53
	3	3548	TRAVELERS GRP	174,815	180,054	51.90	58.30	6.71	24.24
	4	155	PROGRESSIVE GRP	150,645	146,555	74.47	78.39	5.78	30.02
	5	212	ZURICH INS GRP	143,527	145,868	56.48	64.64	5.51	35.53
	6	12	AMERICAN INTL GRP	107,618	102,796	62.81	75.55	4.13	39.66
	7	796	QBE INS GRP	94,926	93,864	54.74	56.24	3.64	43.30
	8	69	FARMERS INS GRP	93,760	96,052	66.86	72.41	3.60	46.90
	9	2538	AMTRUST NGH GRP	77,702	68,862	61.91	63.96	2.98	49.88
	10	3098	TOKIO MARINE HOLDINGS INC GRP	65,490	62,307	65.27	69.28	2.51	52.40
			**STATE TOTAL **	2,605,574	2,518,600	63.52	70.71	100.00	100.00

PROPERTY AND CASUALTY INSURANCE INDUSTRY
MARKET SHARE REPORT - TOTAL PREMIUM
BY GROUP
TOTAL COMMERCIAL AUTO

May 15, 2014

STATE	Rank	Group/ Company Code	Group/ Company Name	Direct Premiums Written (000)	Direct Premiums Earned (000)	Direct Loss to EP Ratio	Direct Loss & DCC to EP Ratio	Market Share %	Cumulative Market Share %
Colorado	1	3548	TRAVELERS GRP	43,602	43,220	45.97	48.44	10.92	10.92
	2	155	PROGRESSIVE GRP	32,718	29,771	65.02	66.03	8.20	19.12
	3	111	LIBERTY MUT GRP	26,467	26,424	42.80	45.63	6.63	25.75
	4	212	ZURICH INS GRP	25,555	26,110	32.47	36.49	6.40	32.15
	5	150	OLD REPUBLIC GRP	22,811	21,800	67.16	73.58	5.71	37.87
	6	140	NATIONWIDE CORP GRP	20,580	19,629	56.16	59.82	5.16	43.02
	7	280	AUTO OWNERS GRP	15,177	14,414	80.35	92.03	3.80	46.82
	8	12	AMERICAN INTL GRP	13,998	13,657	124.04	144.40	3.51	50.33
	9	91	HARTFORD FIRE & CAS GRP	11,394	11,122	48.23	51.70	2.85	53.18
	10	62	EMC INS CO GRP	10,195	9,754	55.09	58.62	2.55	55.74
			STATE TOTAL	399,184	384,369	57.81	62.33	100.00	100.00
Connecticut	1	3548	TRAVELERS GRP	35,533	36,573	54.86	59.83	10.06	10.06
	2	155	PROGRESSIVE GRP	35,201	32,619	60.65	65.23	9.96	20.02
	3	111	LIBERTY MUT GRP	33,579	34,890	65.77	69.74	9.50	29.52
	4	140	NATIONWIDE CORP GRP	23,009	22,232	111.89	118.14	6.51	36.03
	5	91	HARTFORD FIRE & CAS GRP	20,171	21,330	89.84	96.20	5.71	41.74
	6	212	ZURICH INS GRP	18,128	17,775	72.24	82.89	5.13	46.87
	7	98	WR BERKLEY CORP GRP	16,594	16,604	50.84	54.10	4.70	51.57
	8	311	MAIN STREET AMER GRP	13,897	13,360	65.17	68.31	3.93	55.50
	9	12	AMERICAN INTL GRP	11,291	11,079	62.41	72.95	3.20	58.69
	10	3098	TOKIO MARINE HOLDINGS INC GRP	10,337	9,935	67.87	72.93	2.93	61.62
			STATE TOTAL	353,360	344,558	63.42	68.48	100.00	100.00
Delaware	1	84	AMERICAN FINANCIAL GRP	8,710	8,368	67.46	78.38	9.08	9.08
	2	140	NATIONWIDE CORP GRP	8,522	8,064	99.99	104.83	8.89	17.97
	3	250	DONEGAL GRP	6,912	6,634	78.47	82.74	7.21	25.17
	4	3548	TRAVELERS GRP	5,524	5,932	78.94	84.76	5.76	30.93
	5	155	PROGRESSIVE GRP	5,400	5,373	88.32	92.07	5.63	36.56
	6	212	ZURICH INS GRP	5,024	5,196	93.65	102.27	5.24	41.80
	7	111	LIBERTY MUT GRP	4,792	5,096	91.17	92.69	5.00	46.80
	8	12	AMERICAN INTL GRP	4,743	4,646	163.13	185.61	4.94	51.74
	9	228	WESTFIELD GRP	3,867	3,787	92.23	97.05	4.03	55.77
	10	242	SELECTIVE INS GRP	3,851	3,472	63.91	65.15	4.01	59.79
			STATE TOTAL	95,916	93,880	72.54	79.00	100.00	100.00
District Of Columbia	1	12	AMERICAN INTL GRP	5,737	5,412	100.78	113.19	13.90	13.90
	2	3548	TRAVELERS GRP	4,979	5,308	19.59	23.08	12.06	25.96
	3	13293	AMALGAMATED CAS INS CO	3,789	3,930	37.36	40.19	9.18	35.14
	4	2778	VFH CAPTIVE GRP	3,135	3,120	67.89	71.52	7.60	42.74
	5	3098	TOKIO MARINE HOLDINGS INC GRP	2,301	2,083	71.59	76.60	5.57	48.31
	6	212	ZURICH INS GRP	2,057	2,002	31.96	37.43	4.98	53.30
	7	91	HARTFORD FIRE & CAS GRP	2,048	1,991	31.71	36.15	4.96	58.26
	8	111	LIBERTY MUT GRP	1,701	1,717	19.47	13.76	4.12	62.38
	9	88	THE HANOVER INS GRP	1,561	1,410	28.96	32.91	3.78	66.16
	10	38	CHUBB INC GRP	1,215	1,260	- 20.88	- 18.20	2.94	69.10
			STATE TOTAL	41,275	41,354	39.46	44.85	100.00	100.00
Florida	1	155	PROGRESSIVE GRP	267,881	255,170	66.26	71.12	15.87	15.87
	2	3548	TRAVELERS GRP	109,568	114,815	66.52	73.69	6.49	22.35
	3	280	AUTO OWNERS GRP	99,746	96,590	54.43	57.97	5.91	28.26
	4	212	ZURICH INS GRP	85,998	87,489	59.95	71.79	5.09	33.35
	5	111	LIBERTY MUT GRP	68,856	66,957	69.75	74.78	4.08	37.43
	6	12	AMERICAN INTL GRP	66,499	63,015	122.85	142.04	3.94	41.37
	7	140	NATIONWIDE CORP GRP	62,994	62,348	66.79	71.53	3.73	45.10
	8	474	FCCI MUT INS GRP	54,828	52,366	80.68	88.46	3.25	48.35
	9	228	WESTFIELD GRP	47,980	44,363	75.70	85.45	2.84	51.19
	10	31	BERKSHIRE HATHAWAY GRP	46,022	38,110	56.30	66.43	2.73	53.92
			STATE TOTAL	1,688,483	1,628,584	70.92	78.94	100.00	100.00

PROPERTY AND CASUALTY INSURANCE INDUSTRY
MARKET SHARE REPORT - TOTAL PREMIUM
BY GROUP
TOTAL COMMERCIAL AUTO

May 15, 2014

STATE	Rank	Group/ Company Code	Group/ Company Name	Direct Premiums Written (000)	Direct Premiums Earned (000)	Direct Loss to EP Ratio	Direct Loss & DCC to EP Ratio	Market Share %	Cumulative Market Share %
Georgia	1	155	PROGRESSIVE GRP	60,375	62,398	60.35	63.55	7.91	7.91
	2	3548	TRAVELERS GRP	57,618	58,933	70.37	76.57	7.55	15.46
	3	280	AUTO OWNERS GRP	43,638	42,240	64.47	69.26	5.72	21.18
	4	140	NATIONWIDE CORP GRP	35,950	34,131	80.51	84.18	4.71	25.89
	5	12	AMERICAN INTL GRP	33,036	30,185	8.71	7.42	4.33	30.22
	6	31	BERKSHIRE HATHAWAY GRP	29,707	21,557	63.16	73.55	3.89	34.11
	7	212	ZURICH INS GRP	27,954	32,274	93.76	107.77	3.66	37.77
	8	111	LIBERTY MUT GRP	26,617	27,390	43.93	46.77	3.49	41.26
	9	228	WESTFIELD GRP	24,286	22,980	73.99	80.94	3.18	44.44
	10	244	CINCINNATI FIN GRP	24,130	21,968	58.07	60.56	3.16	47.60
			**STATE TOTAL **	763,226	739,303	64.63	69.77	100.00	100.00
Hawaii	1	3098	TOKIO MARINE HOLDINGS INC GRP	20,654	19,925	46.86	50.25	21.65	21.65
	2	106	ISLAND INS CO GRP	12,813	12,568	29.45	33.94	13.43	35.08
	3	84	AMERICAN FINANCIAL GRP	11,693	10,934	26.38	29.73	12.26	47.33
	4	4672	DONGBU INS GRP	8,651	8,320	54.35	63.06	9.07	56.40
	5	4715	MS & AD INS GRP	8,218	7,349	57.66	59.19	8.61	65.01
	6	158	FAIRFAX FIN GRP	7,033	6,807	21.73	21.44	7.37	72.39
	7	212	ZURICH INS GRP	6,242	6,291	33.77	39.00	6.54	78.93
	8	761	ALLIANZ INS GRP	2,366	2,435	168.06	170.98	2.48	81.41
	9	3548	TRAVELERS GRP	2,223	2,226	47.50	50.27	2.33	83.74
	10	12	AMERICAN INTL GRP	2,081	1,975	178.10	186.30	2.18	85.92
			**STATE TOTAL **	95,409	94,442	46.51	50.14	100.00	100.00
Idaho	1	150	OLD REPUBLIC GRP	12,746	11,878	58.74	61.87	9.54	9.54
	2	111	LIBERTY MUT GRP	12,286	12,131	49.20	50.81	9.20	18.74
	3	155	PROGRESSIVE GRP	10,294	10,016	79.03	83.32	7.71	26.45
	4	3548	TRAVELERS GRP	9,328	9,206	45.07	50.09	6.98	33.44
	5	140	NATIONWIDE CORP GRP	8,148	7,766	57.09	59.11	6.10	39.54
	6	842	FARM BUREAU GRP	6,163	5,995	53.52	56.46	4.61	44.15
	7	244	CINCINNATI FIN GRP	6,058	6,007	54.08	56.39	4.54	48.69
	8	98	WR BERKLEY CORP GRP	4,785	4,642	19.58	16.07	3.58	52.27
	9	333	MUTUAL OF ENUMCLAW GRP	4,380	4,225	34.41	36.25	3.28	55.55
	10	212	ZURICH INS GRP	4,036	4,613	88.36	97.61	3.02	58.57
			**STATE TOTAL **	133,546	129,567	55.79	59.40	100.00	100.00
Illinois	1	3548	TRAVELERS GRP	86,275	81,604	66.72	71.98	8.12	8.12
	2	212	ZURICH INS GRP	58,116	57,188	57.45	65.85	5.47	13.58
	3	150	OLD REPUBLIC GRP	52,797	50,708	64.96	70.38	4.97	18.55
	4	225	IAT REINS CO GRP	47,067	44,579	44.04	50.68	4.43	22.97
	5	155	PROGRESSIVE GRP	43,158	43,316	77.56	81.70	4.06	27.03
	6	140	NATIONWIDE CORP GRP	42,526	41,662	63.25	68.96	4.00	31.03
	7	12	AMERICAN INTL GRP	33,634	33,513	101.47	114.19	3.16	34.20
	8	153	PEKIN INS GRP	30,564	29,844	56.17	58.68	2.87	37.07
	9	244	CINCINNATI FIN GRP	29,725	29,338	57.43	61.53	2.80	39.87
	10	14184	ACUITY A MUT INS CO	28,454	26,898	52.84	55.30	2.68	42.54
			**STATE TOTAL **	1,063,147	1,031,100	64.50	70.37	100.00	100.00
Indiana	1	3548	TRAVELERS GRP	39,101	38,547	66.62	70.84	6.89	6.89
	2	140	NATIONWIDE CORP GRP	36,441	36,041	70.32	74.02	6.42	13.31
	3	12	AMERICAN INTL GRP	35,740	30,803	59.79	70.94	6.30	19.60
	4	280	AUTO OWNERS GRP	31,215	31,044	64.86	69.65	5.50	25.10
	5	111	LIBERTY MUT GRP	27,607	27,986	67.06	70.66	4.86	29.97
	6	244	CINCINNATI FIN GRP	27,507	25,865	63.72	66.54	4.85	34.81
	7	212	ZURICH INS GRP	26,461	25,694	70.37	79.77	4.66	39.47
	8	155	PROGRESSIVE GRP	24,302	24,309	74.28	76.35	4.28	43.76
	9	150	OLD REPUBLIC GRP	20,657	20,076	64.46	71.18	3.64	47.40
	10	14184	ACUITY A MUT INS CO	16,376	15,860	39.14	38.71	2.88	50.28
			**STATE TOTAL **	567,631	546,461	61.92	66.31	100.00	100.00

PROPERTY AND CASUALTY INSURANCE INDUSTRY
MARKET SHARE REPORT - TOTAL PREMIUM
BY GROUP
TOTAL COMMERCIAL AUTO

May 15, 2014

STATE	Rank	Group/ Company Code	Group/ Company Name	Direct Premiums Written (000)	Direct Premiums Earned (000)	Direct Loss to EP Ratio	Direct Loss & DCC to EP Ratio	Market Share %	Cumulative Market Share %
Iowa	1	150	OLD REPUBLIC GRP	35,395	34,234	53.85	57.68	10.61	10.61
	2	140	NATIONWIDE CORP GRP	33,330	33,285	54.25	55.95	9.99	20.61
	3	3548	TRAVELERS GRP	23,483	22,903	52.52	60.50	7.04	27.65
	4	62	EMC INS CO GRP	23,058	22,235	49.45	49.67	6.91	34.56
	5	155	PROGRESSIVE GRP	15,701	15,482	52.88	56.01	4.71	39.27
	6	248	UNITED FIRE & CAS GRP	13,586	12,878	49.81	50.66	4.07	43.34
	7	14184	ACUITY A MUT INS CO	11,757	10,904	64.76	55.14	3.53	46.87
	8	280	AUTO OWNERS GRP	11,155	10,668	64.51	70.76	3.34	50.21
	9	212	ZURICH INS GRP	9,759	9,833	72.38	77.63	2.93	53.14
	10	244	CINCINNATI FIN GRP	9,388	9,103	71.01	72.40	2.81	55.95
			**STATE TOTAL **	333,521	327,532	52.87	55.62	100.00	100.00
Kansas	1	140	NATIONWIDE CORP GRP	32,707	31,355	64.50	66.94	12.35	12.35
	2	62	EMC INS CO GRP	22,262	21,416	73.50	79.23	8.41	20.76
	3	3548	TRAVELERS GRP	21,822	21,800	48.80	51.35	8.24	29.01
	4	150	OLD REPUBLIC GRP	16,447	16,002	61.95	68.71	6.21	35.22
	5	155	PROGRESSIVE GRP	13,184	12,964	62.51	63.62	4.98	40.20
	6	98	WR BERKLEY CORP GRP	11,327	11,025	38.06	41.27	4.28	44.48
	7	84	AMERICAN FINANCIAL GRP	11,233	10,169	50.66	53.69	4.24	48.72
	8	212	ZURICH INS GRP	10,079	10,668	93.10	98.87	3.81	52.53
	9	111	LIBERTY MUT GRP	7,768	8,160	68.02	71.87	2.93	55.46
	10	31	BERKSHIRE HATHAWAY GRP	6,376	5,492	44.92	48.33	2.41	57.87
			**STATE TOTAL **	264,751	259,726	61.66	64.53	100.00	100.00
Kentucky	1	111	LIBERTY MUT GRP	31,814	30,681	62.48	65.28	9.11	9.11
	2	3548	TRAVELERS GRP	26,643	27,116	53.30	57.99	7.63	16.75
	3	244	CINCINNATI FIN GRP	18,130	16,962	41.59	45.98	5.19	21.94
	4	155	PROGRESSIVE GRP	18,005	18,955	54.70	57.43	5.16	27.10
	5	109	KENTUCKY FARM BUREAU GRP	16,022	16,028	51.20	53.86	4.59	31.69
	6	12	AMERICAN INTL GRP	13,706	13,781	54.21	62.30	3.93	35.62
	7	150	OLD REPUBLIC GRP	13,529	13,629	82.53	86.56	3.88	39.49
	8	280	AUTO OWNERS GRP	11,810	11,104	58.49	63.53	3.38	42.88
	9	140	NATIONWIDE CORP GRP	11,747	11,008	79.33	83.52	3.37	46.24
	10	212	ZURICH INS GRP	11,282	11,889	54.18	63.57	3.23	49.48
			**STATE TOTAL **	349,030	339,910	56.20	61.73	100.00	100.00
Louisiana	1	3548	TRAVELERS GRP	59,027	58,432	83.69	92.98	9.97	9.97
	2	111	LIBERTY MUT GRP	50,664	50,278	73.36	78.75	8.56	18.52
	3	155	PROGRESSIVE GRP	48,496	47,701	75.07	78.19	8.19	26.71
	4	4381	HOUSTON INTL INS GRP	38,546	8,460	334.23	350.12	6.51	33.22
	5	12	AMERICAN INTL GRP	28,815	30,193	121.08	142.20	4.87	38.09
	6	796	QBE INS GRP	26,511	25,850	70.20	75.25	4.48	42.56
	7	212	ZURICH INS GRP	26,464	25,077	91.46	110.94	4.47	47.03
	8	2538	AMTRUST NGH GRP	17,977	20,160	99.60	109.42	3.04	50.07
	9	31	BERKSHIRE HATHAWAY GRP	17,198	13,199	45.51	58.93	2.90	52.97
	10	3478	HALLMARK FIN SERV GRP	16,874	15,306	65.74	72.28	2.85	55.82
			**STATE TOTAL **	592,185	550,424	80.72	90.25	100.00	100.00
Maine	1	98	WR BERKLEY CORP GRP	19,268	18,520	72.46	73.97	16.27	16.27
	2	111	LIBERTY MUT GRP	15,130	14,996	55.48	58.07	12.78	29.05
	3	88	THE HANOVER INS GRP	14,352	14,451	58.20	60.22	12.12	41.17
	4	155	PROGRESSIVE GRP	9,901	9,814	55.01	57.61	8.36	49.53
	5	3548	TRAVELERS GRP	8,175	7,878	44.09	47.16	6.90	56.44
	6	15997	MMG INS CO	5,622	5,311	50.45	51.94	4.75	61.19
	7	1309	FRANKENMUTH GRP	5,565	5,186	32.11	34.25	4.70	65.89
	8	140	NATIONWIDE CORP GRP	4,836	4,436	55.72	57.05	4.08	69.97
	9	212	ZURICH INS GRP	3,227	3,418	93.41	91.79	2.73	72.70
	10	150	OLD REPUBLIC GRP	2,560	2,403	47.11	54.59	2.16	74.86
			**STATE TOTAL **	118,403	115,524	57.06	59.79	100.00	100.00

PROPERTY AND CASUALTY INSURANCE INDUSTRY
MARKET SHARE REPORT - TOTAL PREMIUM
BY GROUP
TOTAL COMMERCIAL AUTO

May 15, 2014

STATE	Rank	Group/ Company Code	Group/ Company Name	Direct Premiums Written (000)	Direct Premiums Earned (000)	Direct Loss to EP Ratio	Direct Loss & DCC to EP Ratio	Market Share %	Cumulative Market Share %
Maryland	1	213	ERIE INS GRP	43,953	42,293	60.49	65.06	9.67	9.67
	2	140	NATIONWIDE CORP GRP	42,164	40,482	59.74	63.19	9.27	18.94
	3	3548	TRAVELERS GRP	35,637	37,060	50.39	55.29	7.84	26.77
	4	155	PROGRESSIVE GRP	28,374	28,865	48.59	50.98	6.24	33.01
	5	111	LIBERTY MUT GRP	25,355	26,534	59.77	61.88	5.58	38.59
	6	242	SELECTIVE INS GRP	23,021	21,495	64.11	65.74	5.06	43.65
	7	212	ZURICH INS GRP	22,854	23,055	56.17	63.95	5.03	48.68
	8	91	HARTFORD FIRE & CAS GRP	21,702	21,571	32.79	30.92	4.77	53.45
	9	244	CINCINNATI FIN GRP	14,002	13,260	79.52	83.75	3.08	56.53
	10	12	AMERICAN INTL GRP	12,223	11,418	62.66	87.25	2.69	59.22
			**STATE TOTAL **	454,745	444,463	52.41	56.64	100.00	100.00
Massachusetts	1	3548	TRAVELERS GRP	89,187	90,682	52.98	55.08	12.98	12.98
	2	411	MAPFRE INS GRP	89,108	84,052	69.68	71.22	12.97	25.95
	3	188	SAFETY GRP	84,710	80,722	72.17	76.37	12.33	38.29
	4	586	ARBELLA INS GRP	74,131	70,526	54.84	57.38	10.79	49.08
	5	111	LIBERTY MUT GRP	35,845	35,880	45.22	46.66	5.22	54.29
	6	88	THE HANOVER INS GRP	31,312	30,483	36.38	38.65	4.56	58.85
	7	98	WR BERKLEY CORP GRP	25,022	24,114	52.88	55.55	3.64	62.49
	8	3098	TOKIO MARINE HOLDINGS INC GRP	24,749	24,246	35.24	36.44	3.60	66.10
	9	212	ZURICH INS GRP	21,321	20,461	43.19	46.29	3.10	69.20
	10	12	AMERICAN INTL GRP	21,074	17,853	105.73	115.80	3.07	72.27
			**STATE TOTAL **	686,961	669,004	57.69	60.44	100.00	100.00
Michigan	1	280	AUTO OWNERS GRP	74,605	73,072	85.12	92.56	9.79	9.79
	2	3548	TRAVELERS GRP	43,713	42,026	43.53	48.87	5.74	15.52
	3	155	PROGRESSIVE GRP	32,788	35,304	84.99	89.46	4.30	19.83
	4	10642	CHEROKEE INS CO	31,072	31,254	77.78	90.43	4.08	23.90
	5	212	ZURICH INS GRP	30,782	31,911	108.44	117.44	4.04	27.94
	6	12	AMERICAN INTL GRP	29,906	27,440	52.16	58.22	3.92	31.87
	7	88	THE HANOVER INS GRP	29,135	28,855	74.17	76.08	3.82	35.69
	8	67	MICHIGAN FARM BUREAU GRP	26,127	24,829	47.20	49.92	3.43	39.12
	9	140	NATIONWIDE CORP GRP	24,466	23,495	171.88	173.85	3.21	42.33
	10	244	CINCINNATI FIN GRP	23,808	22,644	55.60	58.18	3.12	45.45
			**STATE TOTAL **	762,136	729,165	73.04	78.97	100.00	100.00
Minnesota	1	150	OLD REPUBLIC GRP	58,921	58,102	61.82	66.29	12.62	12.62
	2	280	AUTO OWNERS GRP	39,519	38,889	60.05	63.78	8.46	21.08
	3	3548	TRAVELERS GRP	31,169	30,895	39.35	43.81	6.68	27.76
	4	140	NATIONWIDE CORP GRP	23,954	22,792	67.85	69.53	5.13	32.89
	5	155	PROGRESSIVE GRP	20,600	19,829	68.75	72.34	4.41	37.30
	6	309	WESTERN NATL MUT GRP	19,826	19,230	59.38	64.64	4.25	41.55
	7	212	ZURICH INS GRP	17,385	16,561	66.56	71.90	3.72	45.27
	8	62	EMC INS CO GRP	14,230	13,360	80.01	87.09	3.05	48.32
	9	14184	ACUITY A MUT INS CO	12,021	11,491	24.97	26.85	2.57	50.90
	10	15350	WEST BEND MUT INS CO	11,647	11,171	47.18	46.36	2.49	53.39
			**STATE TOTAL **	466,883	453,761	56.78	60.65	100.00	100.00
Mississippi	1	3548	TRAVELERS GRP	30,511	30,326	58.70	64.11	10.36	10.36
	2	155	PROGRESSIVE GRP	25,129	25,670	64.32	67.04	8.54	18.90
	3	212	ZURICH INS GRP	19,717	19,395	49.68	59.09	6.70	25.60
	4	98	WR BERKLEY CORP GRP	13,988	14,328	36.26	39.97	4.75	30.35
	5	150	OLD REPUBLIC GRP	12,974	12,284	70.31	74.98	4.41	34.76
	6	474	FCCI MUT INS GRP	12,192	11,362	52.67	55.88	4.14	38.90
	7	140	NATIONWIDE CORP GRP	11,530	10,346	75.57	80.71	3.92	42.82
	8	111	LIBERTY MUT GRP	11,222	10,717	71.27	73.69	3.81	46.63
	9	262	CANAL GRP	10,138	10,852	111.49	119.52	3.44	50.07
	10	31	BERKSHIRE HATHAWAY GRP	8,463	6,066	40.17	46.76	2.87	52.95
			**STATE TOTAL **	294,378	284,342	69.74	76.18	100.00	100.00

PROPERTY AND CASUALTY INSURANCE INDUSTRY
MARKET SHARE REPORT - TOTAL PREMIUM
BY GROUP
TOTAL COMMERCIAL AUTO

May 15, 2014

STATE	Rank	Group/ Company Code	Group/ Company Name	Direct Premiums Written (000)	Direct Premiums Earned (000)	Direct Loss to EP Ratio	Direct Loss & DCC to EP Ratio	Market Share %	Cumulative Market Share %
Missouri	1	3548	TRAVELERS GRP	38,623	37,069	69.39	74.39	7.56	7.56
	2	867	BALDWIN & LYONS GRP	33,365	33,040	139.84	146.19	6.53	14.08
	3	140	NATIONWIDE CORP GRP	32,933	31,469	64.27	69.78	6.44	20.52
	4	150	OLD REPUBLIC GRP	32,238	31,044	57.77	63.46	6.31	26.83
	5	155	PROGRESSIVE GRP	24,898	24,800	72.86	75.34	4.87	31.70
	6	212	ZURICH INS GRP	23,364	25,394	46.54	55.26	4.57	36.27
	7	111	LIBERTY MUT GRP	20,892	22,193	55.13	58.28	4.09	40.36
	8	98	WR BERKLEY CORP GRP	16,270	13,244	77.60	82.33	3.18	43.54
	9	244	CINCINNATI FIN GRP	14,806	14,333	40.49	43.71	2.90	46.44
	10	84	AMERICAN FINANCIAL GRP	14,041	13,027	33.97	38.84	2.75	49.18
			STATE TOTAL	511,200	496,941	60.84	65.67	100.00	100.00
Montana	1	3548	TRAVELERS GRP	14,058	14,438	57.07	59.83	10.20	10.20
	2	150	OLD REPUBLIC GRP	13,276	13,085	51.25	54.98	9.63	19.83
	3	111	LIBERTY MUT GRP	12,089	11,861	47.84	49.90	8.77	28.60
	4	155	PROGRESSIVE GRP	10,840	10,520	67.90	71.32	7.86	36.46
	5	140	NATIONWIDE CORP GRP	9,796	9,463	65.75	67.87	7.11	43.57
	6	244	CINCINNATI FIN GRP	7,242	6,741	89.19	92.03	5.25	48.82
	7	62	EMC INS CO GRP	6,221	6,282	51.12	56.85	4.51	53.33
	8	761	ALLIANZ INS GRP	4,922	4,506	79.79	86.94	3.57	56.90
	9	212	ZURICH INS GRP	4,760	5,273	92.73	99.06	3.45	60.36
	10	69	FARMERS INS GRP	4,078	3,740	57.79	63.27	2.96	63.31
			STATE TOTAL	137,854	134,195	61.01	65.59	100.00	100.00
Nebraska	1	150	OLD REPUBLIC GRP	30,708	31,094	54.57	56.81	14.44	14.44
	2	140	NATIONWIDE CORP GRP	24,065	22,871	67.68	70.12	11.31	25.75
	3	3548	TRAVELERS GRP	15,548	16,049	54.49	57.26	7.31	33.06
	4	62	EMC INS CO GRP	15,132	14,404	33.94	33.03	7.11	40.18
	5	155	PROGRESSIVE GRP	10,092	10,065	47.69	48.72	4.74	44.92
	6	98	WR BERKLEY CORP GRP	8,744	8,533	52.49	55.14	4.11	49.03
	7	513	IOWA FARM BUREAU GRP	5,796	5,417	58.02	59.44	2.72	51.76
	8	248	UNITED FIRE & CAS GRP	5,558	5,244	46.77	46.96	2.61	54.37
	9	79	ALLY INS HOLDINGS GRP	5,302	5,302	47.81	47.81	2.49	56.86
	10	212	ZURICH INS GRP	5,081	5,323	49.53	57.82	2.39	59.25
			STATE TOTAL	212,694	208,374	50.03	52.28	100.00	100.00
Nevada	1	111	LIBERTY MUT GRP	19,754	18,881	69.43	76.57	9.69	9.69
	2	212	ZURICH INS GRP	13,576	14,561	35.50	41.40	6.66	16.35
	3	3548	TRAVELERS GRP	13,051	12,845	75.72	84.30	6.40	22.76
	4	140	NATIONWIDE CORP GRP	10,947	10,365	69.81	81.15	5.37	28.13
	5	155	PROGRESSIVE GRP	10,816	10,493	71.31	75.82	5.31	33.44
	6	19020	BELL UNITED INS CO	9,445	9,445	18.17	18.35	4.63	38.07
	7	12	AMERICAN INTL GRP	8,985	8,411	67.58	84.66	4.41	42.48
	8	62	EMC INS CO GRP	8,552	8,151	96.32	106.99	4.20	46.68
	9	3098	TOKIO MARINE HOLDINGS INC GRP	7,291	6,465	182.21	193.52	3.58	50.26
	10	69	FARMERS INS GRP	6,992	6,672	98.97	103.25	3.43	53.69
			STATE TOTAL	203,790	198,732	76.35	85.67	100.00	100.00
New Hampshire	1	98	WR BERKLEY CORP GRP	18,115	17,434	36.91	37.59	16.51	16.51
	2	111	LIBERTY MUT GRP	13,997	14,091	43.81	45.79	12.76	29.27
	3	3548	TRAVELERS GRP	7,241	7,434	32.72	34.37	6.60	35.88
	4	88	THE HANOVER INS GRP	6,185	6,392	50.80	53.12	5.64	41.51
	5	155	PROGRESSIVE GRP	5,828	5,669	78.58	80.01	5.31	46.83
	6	212	ZURICH INS GRP	4,641	5,066	33.88	37.70	4.23	51.06
	7	15997	MMG INS CO	3,836	3,698	75.79	80.52	3.50	54.55
	8	226	MERCHANTS MUT GRP	3,409	3,474	53.56	59.07	3.11	57.66
	9	140	NATIONWIDE CORP GRP	3,198	3,432	36.90	27.93	2.92	60.58
	10	311	MAIN STREET AMER GRP	2,993	3,024	54.84	55.63	2.73	63.31
			STATE TOTAL	109,695	107,899	48.98	51.31	100.00	100.00

PROPERTY AND CASUALTY INSURANCE INDUSTRY
MARKET SHARE REPORT - TOTAL PREMIUM
BY GROUP
TOTAL COMMERCIAL AUTO

May 15, 2014

STATE	Rank	Group/ Company Code	Group/ Company Name	Direct Premiums Written (000)	Direct Premiums Earned (000)	Direct Loss to EP Ratio	Direct Loss & DCC to EP Ratio	Market Share %	Cumulative Market Share %
New Jersey	1	242	SELECTIVE INS GRP	76,225	72,904	64.16	67.05	6.93	6.93
	2	111	LIBERTY MUT GRP	75,260	79,392	78.32	82.86	6.84	13.78
	3	155	PROGRESSIVE GRP	73,669	76,021	47.31	51.70	6.70	20.48
	4	140	NATIONWIDE CORP GRP	61,568	57,247	81.35	88.21	5.60	26.08
	5	12	AMERICAN INTL GRP	60,688	55,871	59.17	69.56	5.52	31.60
	6	3548	TRAVELERS GRP	59,566	61,304	72.85	81.70	5.42	37.01
	7	708	NEW JERSEY MANUFACTURERS GRP	54,879	54,448	70.62	78.66	4.99	42.00
	8	212	ZURICH INS GRP	43,433	43,955	79.35	93.39	3.95	45.95
	9	848	ARI INS CO GRP	43,287	35,674	77.14	83.86	3.94	49.89
	10	91	HARTFORD FIRE & CAS GRP	37,387	35,762	84.50	93.35	3.40	53.29
			STATE TOTAL	1,099,568	1,060,124	71.56	79.51	100.00	100.00
New Mexico	1	3548	TRAVELERS GRP	18,117	17,948	75.72	83.78	10.90	10.90
	2	155	PROGRESSIVE GRP	14,584	13,904	48.74	51.76	8.77	19.67
	3	111	LIBERTY MUT GRP	11,336	11,990	23.48	26.93	6.82	26.49
	4	212	ZURICH INS GRP	8,918	9,449	76.87	95.88	5.36	31.85
	5	150	OLD REPUBLIC GRP	8,180	7,946	72.92	76.84	4.92	36.77
	6	140	NATIONWIDE CORP GRP	7,405	7,053	31.22	40.68	4.45	41.23
	7	12	AMERICAN INTL GRP	6,582	5,831	56.36	65.12	3.96	45.19
	8	791	MOUNTAIN STATES INS CO GRP	6,184	6,193	67.55	73.62	3.72	48.91
	9	62	EMC INS CO GRP	6,094	5,431	58.94	58.13	3.67	52.57
	10	98	WR BERKLEY CORP GRP	5,681	4,993	29.78	32.93	3.42	55.99
			STATE TOTAL	166,250	161,293	60.78	67.59	100.00	100.00
New York	1	16616	AMERICAN TRANSIT INS CO	141,099	140,576	50.18	77.88	7.09	7.09
	2	3548	TRAVELERS GRP	127,725	132,805	66.69	73.48	6.42	13.51
	3	155	PROGRESSIVE GRP	111,833	106,757	62.95	68.83	5.62	19.12
	4	140	NATIONWIDE CORP GRP	94,142	85,964	70.48	76.61	4.73	23.85
	5	12	AMERICAN INTL GRP	82,528	79,935	88.29	96.98	4.15	28.00
	6	111	LIBERTY MUT GRP	80,343	86,881	89.92	93.58	4.04	32.04
	7	2538	AMTRUST NGH GRP	75,164	63,603	88.66	97.25	3.78	35.81
	8	4695	HEREFORD HOLDING GRP	67,005	66,221	62.80	75.93	3.37	39.18
	9	88625	FIDUCIARY INS CO OF AMER	61,489	58,144	59.44	78.44	3.09	42.27
	10	212	ZURICH INS GRP	60,177	51,917	38.84	50.90	3.02	45.29
			STATE TOTAL	1,990,511	1,933,073	68.88	79.20	100.00	100.00
North Carolina	1	3548	TRAVELERS GRP	51,428	48,115	39.94	42.46	8.04	8.04
	2	140	NATIONWIDE CORP GRP	42,372	40,247	67.57	70.30	6.62	14.66
	3	324	NORTH CAROLINA FARM BUREAU GRP	32,745	33,231	41.40	42.16	5.12	19.78
	4	212	ZURICH INS GRP	31,720	31,578	38.00	41.55	4.96	24.74
	5	213	ERIE INS GRP	28,870	27,825	56.90	59.37	4.51	29.25
	6	280	AUTO OWNERS GRP	27,698	27,660	57.25	62.05	4.33	33.58
	7	155	PROGRESSIVE GRP	27,374	26,981	57.30	59.66	4.28	37.86
	8	111	LIBERTY MUT GRP	25,255	26,987	45.83	47.55	3.95	41.81
	9	225	IAT REINS CO GRP	20,275	13,029	69.96	73.69	3.17	44.98
	10	12	AMERICAN INTL GRP	20,051	19,857	65.29	71.77	3.13	48.11
			STATE TOTAL	639,700	623,515	56.55	59.98	100.00	100.00
North Dakota	1	150	OLD REPUBLIC GRP	21,426	20,012	45.04	46.44	14.26	14.26
	2	155	PROGRESSIVE GRP	11,480	11,012	71.26	73.60	7.64	21.90
	3	140	NATIONWIDE CORP GRP	10,720	10,877	46.07	48.25	7.13	29.03
	4	31	BERKSHIRE HATHAWAY GRP	8,540	6,401	57.78	67.97	5.68	34.72
	5	212	ZURICH INS GRP	8,327	8,269	66.70	72.36	5.54	40.26
	6	3548	TRAVELERS GRP	7,995	7,626	71.97	74.43	5.32	45.58
	7	62	EMC INS CO GRP	7,353	7,055	60.50	61.28	4.89	50.47
	8	14184	ACUITY A MUT INS CO	6,251	5,172	41.72	48.83	4.16	54.63
	9	111	LIBERTY MUT GRP	5,453	4,810	32.17	36.53	3.63	58.26
	10	280	AUTO OWNERS GRP	5,408	5,405	71.83	79.24	3.60	61.86
			STATE TOTAL	150,263	142,008	58.05	61.41	100.00	100.00

PROPERTY AND CASUALTY INSURANCE INDUSTRY
MARKET SHARE REPORT - TOTAL PREMIUM
BY GROUP
TOTAL COMMERCIAL AUTO

May 15, 2014

STATE	Rank	Group/ Company Code	Group/ Company Name	Direct Premiums Written (000)	Direct Premiums Earned (000)	Direct Loss to EP Ratio	Direct Loss & DCC to EP Ratio	Market Share %	Cumulative Market Share %
Ohio	1	244	CINCINNATI FIN GRP	73,881	71,376	50.97	53.69	9.45	9.45
	2	228	WESTFIELD GRP	57,023	56,158	56.88	62.64	7.29	16.74
	3	140	NATIONWIDE CORP GRP	47,603	44,647	49.25	51.79	6.09	22.83
	4	155	PROGRESSIVE GRP	47,543	46,963	66.72	69.98	6.08	28.91
	5	3548	TRAVELERS GRP	45,820	45,460	56.28	61.74	5.86	34.77
	6	212	ZURICH INS GRP	30,638	30,173	30.12	34.22	3.92	38.69
	7	111	LIBERTY MUT GRP	29,853	30,500	61.57	63.95	3.82	42.51
	8	291	MOTORISTS MUT GRP	29,697	28,816	55.28	58.44	3.80	46.31
	9	280	AUTO OWNERS GRP	25,075	24,567	63.92	69.48	3.21	49.51
	10	267	GRANGE MUT CAS GRP	24,719	23,417	47.88	50.48	3.16	52.67
			**STATE TOTAL **	781,874	762,206	52.03	55.74	100.00	100.00
Oklahoma	1	3548	TRAVELERS GRP	40,703	40,086	77.95	85.06	10.33	10.33
	2	155	PROGRESSIVE GRP	31,594	31,002	50.86	53.82	8.02	18.35
	3	212	ZURICH INS GRP	23,813	25,925	75.05	83.35	6.05	24.40
	4	111	LIBERTY MUT GRP	23,257	22,579	66.19	69.40	5.90	30.30
	5	150	OLD REPUBLIC GRP	21,161	20,452	54.38	59.52	5.37	35.68
	6	23663	NATIONAL AMER INS CO	16,808	16,322	59.35	60.95	4.27	39.94
	7	84	AMERICAN FINANCIAL GRP	14,771	14,723	53.68	61.17	3.75	43.69
	8	31	BERKSHIRE HATHAWAY GRP	12,916	9,291	30.88	35.49	3.28	46.97
	9	218	CNA INS GRP	12,318	11,438	50.30	55.73	3.13	50.10
	10	79	ALLY INS HOLDINGS GRP	11,615	11,615	174.73	174.73	2.95	53.05
			**STATE TOTAL **	393,898	384,128	69.12	73.50	100.00	100.00
Oregon	1	111	LIBERTY MUT GRP	52,023	50,967	45.48	48.51	18.92	18.92
	2	3548	TRAVELERS GRP	21,115	21,520	30.56	33.38	7.68	26.59
	3	69	FARMERS INS GRP	20,299	20,666	57.32	59.45	7.38	33.97
	4	155	PROGRESSIVE GRP	16,964	16,554	62.64	65.33	6.17	40.14
	5	140	NATIONWIDE CORP GRP	14,855	12,736	50.59	54.60	5.40	45.54
	6	150	OLD REPUBLIC GRP	14,242	13,898	25.87	28.10	5.18	50.72
	7	212	ZURICH INS GRP	12,461	12,325	52.38	58.38	4.53	55.25
	8	333	MUTUAL OF ENUMCLAW GRP	7,415	7,032	49.67	51.53	2.70	57.95
	9	98	WR BERKLEY CORP GRP	6,337	6,004	79.44	87.10	2.30	60.25
	10	31	BERKSHIRE HATHAWAY GRP	6,220	5,117	48.88	58.08	2.26	62.51
			**STATE TOTAL **	275,028	268,900	46.55	50.13	100.00	100.00
Pennsylvania	1	213	ERIE INS GRP	129,134	125,059	62.30	66.89	10.81	10.81
	2	140	NATIONWIDE CORP GRP	95,498	94,009	58.74	62.43	7.99	18.80
	3	3548	TRAVELERS GRP	72,755	72,908	57.11	62.08	6.09	24.89
	4	212	ZURICH INS GRP	62,823	63,807	71.14	82.81	5.26	30.15
	5	155	PROGRESSIVE GRP	56,681	57,621	42.88	46.00	4.74	34.89
	6	111	LIBERTY MUT GRP	53,866	56,195	46.41	49.10	4.51	39.40
	7	867	BALDWIN & LYONS GRP	51,512	50,521	44.27	46.15	4.31	43.71
	8	242	SELECTIVE INS GRP	42,003	40,132	59.12	61.44	3.52	47.23
	9	244	CINCINNATI FIN GRP	35,634	34,388	50.81	54.13	2.98	50.21
	10	12	AMERICAN INTL GRP	33,480	32,577	51.10	59.48	2.80	53.01
			**STATE TOTAL **	1,194,839	1,170,170	58.66	63.73	100.00	100.00
Rhode Island	1	155	PROGRESSIVE GRP	9,066	8,569	88.04	92.24	10.07	10.07
	2	3548	TRAVELERS GRP	8,784	8,935	26.12	27.36	9.76	19.83
	3	111	LIBERTY MUT GRP	7,082	7,426	64.36	66.47	7.87	27.70
	4	62	EMC INS CO GRP	5,955	5,655	68.96	73.69	6.61	34.31
	5	242	SELECTIVE INS GRP	5,620	5,521	59.45	61.11	6.24	40.55
	6	140	NATIONWIDE CORP GRP	5,607	5,686	52.95	57.65	6.23	46.78
	7	586	ARBELLA INS GRP	4,878	4,405	46.41	51.08	5.42	52.20
	8	3098	TOKIO MARINE HOLDINGS INC GRP	3,501	3,115	44.49	47.38	3.89	56.09
	9	212	ZURICH INS GRP	2,917	3,044	78.67	90.76	3.24	59.33
	10	91	HARTFORD FIRE & CAS GRP	2,874	3,119	72.66	76.65	3.19	62.52
			**STATE TOTAL **	90,023	87,515	61.41	65.14	100.00	100.00

PROPERTY AND CASUALTY INSURANCE INDUSTRY
MARKET SHARE REPORT - TOTAL PREMIUM
BY GROUP
TOTAL COMMERCIAL AUTO

May 15, 2014

STATE	Rank	Group/ Company Code	Group/ Company Name	Direct Premiums Written (000)	Direct Premiums Earned (000)	Direct Loss to EP Ratio	Direct Loss & DCC to EP Ratio	Market Share %	Cumulative Market Share %
South Carolina	1	155	PROGRESSIVE GRP	22,747	22,179	66.89	70.07	7.11	7.11
	2	140	NATIONWIDE CORP GRP	20,989	19,538	75.13	77.58	6.56	13.68
	3	280	AUTO OWNERS GRP	20,638	20,105	68.34	74.33	6.45	20.13
	4	3548	TRAVELERS GRP	17,683	17,838	56.69	59.97	5.53	25.66
	5	111	LIBERTY MUT GRP	17,465	18,260	67.49	73.01	5.46	31.13
	6	212	ZURICH INS GRP	14,573	16,447	56.72	61.72	4.56	35.68
	7	12	AMERICAN INTL GRP	14,431	11,209	39.70	44.14	4.51	40.20
	8	242	SELECTIVE INS GRP	9,481	8,834	51.17	53.20	2.97	43.16
	9	91	HARTFORD FIRE & CAS GRP	9,413	9,282	58.47	59.80	2.94	46.11
	10	31	BERKSHIRE HATHAWAY GRP	8,977	6,423	44.58	49.15	2.81	48.91
			**STATE TOTAL **	319,741	309,547	61.22	65.45	100.00	100.00
South Dakota	1	150	OLD REPUBLIC GRP	17,288	16,898	70.15	73.45	16.72	16.72
	2	140	NATIONWIDE CORP GRP	8,733	8,239	55.91	61.31	8.45	25.17
	3	280	AUTO OWNERS GRP	7,131	6,959	126.35	131.00	6.90	32.06
	4	14184	ACUITY A MUT INS CO	6,067	5,907	52.53	48.10	5.87	37.93
	5	3548	TRAVELERS GRP	6,056	6,017	41.63	44.26	5.86	43.79
	6	98	WR BERKLEY CORP GRP	5,232	4,935	41.54	47.05	5.06	48.85
	7	155	PROGRESSIVE GRP	4,573	4,182	57.24	58.31	4.42	53.27
	8	248	UNITED FIRE & CAS GRP	3,542	3,485	73.95	76.03	3.43	56.70
	9	62	EMC INS CO GRP	3,506	3,355	48.14	48.74	3.39	60.09
	10	796	QBE INS GRP	3,195	3,322	94.22	94.94	3.09	63.18
			**STATE TOTAL **	103,396	100,212	74.86	77.46	100.00	100.00
Tennessee	1	3548	TRAVELERS GRP	35,285	34,765	61.87	67.09	7.07	7.07
	2	10642	CHEROKEE INS CO	26,599	25,046	56.48	63.87	5.33	12.40
	3	158	FAIRFAX FIN GRP	26,261	26,236	64.16	68.53	5.26	17.66
	4	155	PROGRESSIVE GRP	25,581	25,830	62.43	65.61	5.13	22.79
	5	150	OLD REPUBLIC GRP	23,788	24,377	63.18	69.05	4.77	27.55
	6	280	AUTO OWNERS GRP	22,410	22,134	37.20	39.91	4.49	32.04
	7	212	ZURICH INS GRP	21,186	19,595	54.75	63.81	4.25	36.29
	8	244	CINCINNATI FIN GRP	19,871	18,199	68.20	72.12	3.98	40.27
	9	140	NATIONWIDE CORP GRP	19,013	19,053	78.92	81.83	3.81	44.08
	10	111	LIBERTY MUT GRP	17,698	18,718	39.06	42.69	3.55	47.63
			**STATE TOTAL **	499,078	488,885	58.81	64.04	100.00	100.00
Texas	1	155	PROGRESSIVE GRP	200,893	212,581	52.81	55.77	8.19	8.19
	2	3548	TRAVELERS GRP	165,603	163,750	71.42	78.67	6.75	14.95
	3	12	AMERICAN INTL GRP	153,434	144,890	86.32	96.77	6.26	21.21
	4	111	LIBERTY MUT GRP	138,123	137,451	63.67	67.38	5.63	26.84
	5	212	ZURICH INS GRP	132,837	128,719	55.43	61.80	5.42	32.26
	6	140	NATIONWIDE CORP GRP	131,801	119,124	71.56	76.52	5.38	37.63
	7	3478	HALLMARK FIN SERV GRP	130,606	114,299	63.77	70.36	5.33	42.96
	8	150	OLD REPUBLIC GRP	86,514	78,808	77.51	83.07	3.53	46.49
	9	31	BERKSHIRE HATHAWAY GRP	79,815	55,228	57.46	67.82	3.26	49.75
	10	626	ACE LTD GRP	70,420	69,984	55.42	66.03	2.87	52.62
			**STATE TOTAL **	2,451,745	2,347,667	65.74	71.96	100.00	100.00
Utah	1	3548	TRAVELERS GRP	20,744	20,069	64.78	70.07	9.35	9.35
	2	111	LIBERTY MUT GRP	17,622	17,572	60.76	62.21	7.94	17.29
	3	140	NATIONWIDE CORP GRP	17,451	16,865	60.53	63.82	7.86	25.15
	4	150	OLD REPUBLIC GRP	14,476	14,090	57.79	58.14	6.52	31.68
	5	280	AUTO OWNERS GRP	14,048	13,732	50.87	57.34	6.33	38.01
	6	155	PROGRESSIVE GRP	10,851	10,646	47.69	49.85	4.89	42.90
	7	212	ZURICH INS GRP	9,491	10,641	134.60	146.18	4.28	47.17
	8	244	CINCINNATI FIN GRP	9,400	8,777	67.88	73.36	4.24	51.41
	9	69	FARMERS INS GRP	8,913	9,338	47.88	51.01	4.02	55.43
	10	12	AMERICAN INTL GRP	7,067	6,884	79.36	84.76	3.18	58.61
			**STATE TOTAL **	221,908	217,426	62.80	67.30	100.00	100.00

PROPERTY AND CASUALTY INSURANCE INDUSTRY
MARKET SHARE REPORT - TOTAL PREMIUM
BY GROUP
TOTAL COMMERCIAL AUTO

May 15, 2014

STATE	Rank	Group/ Company Code	Group/ Company Name	Direct Premiums Written (000)	Direct Premiums Earned (000)	Direct Loss to EP Ratio	Direct Loss & DCC to EP Ratio	Market Share %	Cumulative Market Share %
Vermont	1	98	WR BERKLEY CORP GRP	7,810	7,541	29.28	32.30	12.07	12.07
	2	111	LIBERTY MUT GRP	7,264	7,267	54.37	55.79	11.23	23.30
	3	155	PROGRESSIVE GRP	7,112	7,035	50.56	51.38	11.00	34.30
	4	140	NATIONWIDE CORP GRP	5,323	4,941	55.95	59.20	8.23	42.53
	5	3548	TRAVELERS GRP	4,337	4,318	81.78	83.92	6.71	49.24
	6	244	CINCINNATI FIN GRP	2,872	2,755	44.72	45.77	4.44	53.67
	7	15997	MMG INS CO	2,698	2,553	75.70	84.00	4.17	57.85
	8	84	AMERICAN FINANCIAL GRP	2,152	891	- 0.74	0.80	3.33	61.17
	9	4726	ARCHER DANIELS MIDLAND GRP	2,140	2,041	100.93	110.73	3.31	64.48
	10	212	ZURICH INS GRP	1,882	1,918	47.31	50.21	2.91	67.39
			STATE TOTAL	64,682	61,715	46.09	49.32	100.00	100.00
Virginia	1	140	NATIONWIDE CORP GRP	49,790	48,699	69.05	73.92	8.98	8.98
	2	155	PROGRESSIVE GRP	43,017	43,455	66.48	69.63	7.76	16.74
	3	213	ERIE INS GRP	40,234	38,281	52.98	56.81	7.26	24.00
	4	3548	TRAVELERS GRP	35,080	35,780	47.44	52.23	6.33	30.33
	5	12	AMERICAN INTL GRP	29,715	26,194	33.10	39.96	5.36	35.70
	6	111	LIBERTY MUT GRP	24,900	25,780	51.42	54.51	4.49	40.19
	7	212	ZURICH INS GRP	23,495	23,302	50.50	55.31	4.24	44.43
	8	244	CINCINNATI FIN GRP	21,146	20,331	66.88	71.50	3.82	48.24
	9	242	SELECTIVE INS GRP	18,280	18,291	64.25	66.36	3.30	51.54
	10	91	HARTFORD FIRE & CAS GRP	14,977	14,731	87.84	95.08	2.70	54.24
			STATE TOTAL	554,236	535,553	55.20	59.44	100.00	100.00
Washington	1	111	LIBERTY MUT GRP	83,480	79,710	45.59	48.77	17.54	17.54
	2	3548	TRAVELERS GRP	33,254	34,626	53.23	64.08	6.99	24.53
	3	150	OLD REPUBLIC GRP	32,460	29,723	56.56	58.08	6.82	31.36
	4	212	ZURICH INS GRP	30,581	31,211	61.17	69.05	6.43	37.78
	5	155	PROGRESSIVE GRP	26,406	24,084	80.99	84.66	5.55	43.33
	6	69	FARMERS INS GRP	23,607	23,670	61.26	64.10	4.96	48.29
	7	140	NATIONWIDE CORP GRP	23,567	21,325	78.21	82.25	4.95	53.25
	8	98	WR BERKLEY CORP GRP	20,429	19,671	51.14	57.53	4.29	57.54
	9	333	MUTUAL OF ENUMCLAW GRP	19,247	18,547	62.17	64.26	4.05	61.58
	10	796	QBE INS GRP	17,020	16,117	50.59	49.04	3.58	65.16
			STATE TOTAL	475,818	461,227	56.33	61.36	100.00	100.00
West Virginia	1	3548	TRAVELERS GRP	20,365	19,485	51.13	55.70	13.14	13.14
	2	140	NATIONWIDE CORP GRP	19,131	18,522	76.68	83.45	12.34	25.49
	3	213	ERIE INS GRP	15,202	14,969	47.20	51.23	9.81	35.30
	4	228	WESTFIELD GRP	12,057	11,960	56.58	61.70	7.78	43.08
	5	155	PROGRESSIVE GRP	8,282	8,298	68.18	71.13	5.34	48.42
	6	175	STATE AUTO MUT GRP	7,932	7,172	33.47	35.35	5.12	53.54
	7	212	ZURICH INS GRP	6,692	6,715	44.33	48.67	4.32	57.86
	8	244	CINCINNATI FIN GRP	6,498	6,194	73.45	76.19	4.19	62.05
	9	12	AMERICAN INTL GRP	5,908	7,071	54.08	63.44	3.81	65.86
	10	361	MUNICH RE GRP	4,227	4,202	30.81	34.80	2.73	68.59
			STATE TOTAL	154,973	152,536	57.73	63.32	100.00	100.00
Wisconsin	1	150	OLD REPUBLIC GRP	41,928	39,284	65.63	71.37	8.72	8.72
	2	14184	ACUITY A MUT INS CO	41,341	39,874	51.57	54.97	8.59	17.31
	3	3548	TRAVELERS GRP	31,174	30,494	64.17	71.80	6.48	23.79
	4	15350	WEST BEND MUT INS CO	29,987	29,273	47.45	49.58	6.23	30.02
	5	796	QBE INS GRP	18,464	19,806	45.94	42.15	3.84	33.86
	6	155	PROGRESSIVE GRP	17,503	17,797	80.40	83.66	3.64	37.50
	7	212	ZURICH INS GRP	15,821	15,797	64.85	73.10	3.29	40.79
	8	96	SECURA INS GRP	15,679	13,877	60.37	64.58	3.26	44.05
	9	140	NATIONWIDE CORP GRP	15,183	15,419	61.91	65.20	3.16	47.20
	10	244	CINCINNATI FIN GRP	13,979	13,387	58.94	61.93	2.91	50.11
			STATE TOTAL	481,050	469,713	55.46	59.31	100.00	100.00

PROPERTY AND CASUALTY INSURANCE INDUSTRY
MARKET SHARE REPORT - TOTAL PREMIUM
BY GROUP
TOTAL COMMERCIAL AUTO

May 15, 2014

STATE	Rank	Group/ Company Code	Group/ Company Name	Direct Premiums Written (000)	Direct Premiums Earned (000)	Direct Loss to EP Ratio	Direct Loss & DCC to EP Ratio	Market Share %	Cumulative Market Share %
Wyoming	1	3548	TRAVELERS GRP	11,921	11,719	63.51	66.42	14.19	14.19
	2	111	LIBERTY MUT GRP	9,721	9,670	44.41	43.80	11.57	25.76
	3	150	OLD REPUBLIC GRP	8,412	8,324	52.19	51.93	10.01	35.77
	4	155	PROGRESSIVE GRP	7,377	6,984	68.11	70.58	8.78	44.55
	5	212	ZURICH INS GRP	6,214	6,040	43.62	50.52	7.40	51.95
	6	140	NATIONWIDE CORP GRP	5,708	5,271	22.59	25.72	6.79	58.74
	7	62	EMC INS CO GRP	4,676	4,540	53.02	49.68	5.57	64.31
	8	31	BERKSHIRE HATHAWAY GRP	3,135	2,109	72.05	95.66	3.73	68.04
	9	69	FARMERS INS GRP	2,380	2,426	78.95	79.74	2.83	70.87
	10	12	AMERICAN INTL GRP	2,171	2,076	16.79	24.11	2.58	73.45
			STATE TOTAL	84,016	80,571	53.09	56.25	100.00	100.00
Guam	1	18380	PACIFIC IND INS CO	1,811	1,790	50.74	54.32	18.45	18.45
	2	4715	MS & AD INS GRP	1,644	1,610	28.19	28.19	16.75	35.20
	3	4672	DONGBU INS GRP	1,564	1,541	51.89	57.72	15.94	51.13
	4	12633	CENTURY INS CO GU LTD	1,404	1,451	133.17	141.69	14.30	65.44
	5	3098	TOKIO MARINE HOLDINGS INC GRP	1,258	1,216	38.70	54.32	12.81	78.25
	6	13597	CHUNG KUO INS CO LTD	1,067	1,048	43.90	50.03	10.87	89.12
	7	12	AMERICAN INTL GRP	440	1,141	107.83	128.89	4.49	93.60
	8	10972	FIRST NET INS CO	298	274	25.71	31.72	3.04	96.64
	9	626	ACE LTD GRP	172	137	3.86	3.84	1.76	98.40
	10	212	ZURICH INS GRP	138	137	10.88	12.71	1.41	99.80
			STATE TOTAL	9,817	10,357	61.28	68.92	100.00	100.00
Puerto Rico	1	71	UNIVERSAL INS CO GRP	33,200	33,175	51.21	47.49	24.78	24.78
	2	411	MAPFRE INS GRP	24,952	25,332	59.27	59.97	18.62	43.40
	3	4802	TRIPLE S GRP	23,705	24,963	64.89	69.59	17.69	61.09
	4	3526	COOPERATIVA DE SEGUROS MULTIPLES GRP	15,508	15,624	47.70	47.85	11.57	72.67
	5	796	QBE INS GRP	13,077	10,922	42.99	43.07	9.76	82.43
	6	26778	INTEGRAND ASSUR CO	10,417	11,877	44.27	52.20	7.77	90.20
	7	12	AMERICAN INTL GRP	3,260	3,506	25.04	35.85	2.43	92.63
	8	4804	MULTINATIONAL GRP	2,991	2,795	53.51	56.46	2.23	94.87
	9	626	ACE LTD GRP	1,920	1,925	82.64	105.62	1.43	96.30
	10	212	ZURICH INS GRP	1,612	1,440	2.12	7.80	1.20	97.50
			STATE TOTAL	133,987	134,552	52.77	54.57	100.00	100.00
U.S. Virgin Islands	1	4706	LOCKHART CO GRP	2,332	2,289	15.82	18.47	61.80	61.80
	2	161	TOPA EQUITIES LTD GRP	988	985	- 8.09	6.60	26.19	87.99
	3	13598	KESWICK GUARANTY INC	300	300	- 5.00	- 5.00	7.95	95.95
	4	12	AMERICAN INTL GRP	47	50	- 56.31	- 48.64	1.24	97.19
	5	111	LIBERTY MUT GRP	28	20	33.00	29.87	0.75	97.94
	6	626	ACE LTD GRP	28	35	- 41.95	- 48.03	0.74	98.68
	7	3526	COOPERATIVA DE SEGUROS MULTIPLES GRP	27	28	58.93	74.46	0.72	99.41
	8	218	CNA INS GRP	8	11	39.14	90.36	0.22	99.62
	9	4131	PRIME HOLDINGS INS GRP	6	14	-131.29	-131.29	0.17	99.79
	10	26778	INTEGRAND ASSUR CO	4	4	0.00	0.00	0.10	99.89
			STATE TOTAL	3,773	3,738	6.24	12.04	100.00	100.00
Northern Mariana Islands	1	3098	TOKIO MARINE HOLDINGS INC GRP	258	228	28.67	35.25	39.41	39.41
	2	4672	DONGBU INS GRP	236	237	26.68	34.34	36.00	75.42
	3	10972	FIRST NET INS CO	83	83	78.98	89.49	12.69	88.11
	4	18380	PACIFIC IND INS CO	78	57	27.60	27.60	11.89	100.00
			STATE TOTAL	654	605	34.66	41.58	100.00	100.00

PROPERTY AND CASUALTY INSURANCE INDUSTRY
MARKET SHARE REPORT - TOTAL PREMIUM
BY GROUP
TOTAL COMMERCIAL AUTO

May 15, 2014

STATE	Rank	Group/ Company Code	Group/ Company Name	Direct Premiums Written (000)	Direct Premiums Earned (000)	Direct Loss to EP Ratio	Direct Loss & DCC to EP Ratio	Market Share %	Cumulative Market Share %
Canada	1	3548	TRAVELERS GRP	36,334	38,087	36.92	36.57	31.54	31.54
	2	111	LIBERTY MUT GRP	34,658	31,127	65.72	73.47	30.08	61.62
	3	218	CNA INS GRP	25,152	24,476	54.20	60.93	21.83	83.45
	4	176	STATE FARM GRP	21,744	21,420	65.63	74.60	18.87	100.00
	5	79	ALLY INS HOLDINGS GRP	4,517	4,517	117.29	117.28	3.92	100.00
	6	10642	CHEROKEE INS CO	3,302	3,321	71.55	81.51	2.87	100.00
	7	57	ELECTRIC INS GRP	1,013	1,013	54.82	63.06	0.88	100.00
	8	91	HARTFORD FIRE & CAS GRP	721	652	161.57	188.60	0.63	100.00
	9	169	SENTRY INS GRP	707	599	19.11	17.92	0.61	100.00
	10	761	ALLIANZ INS GRP	301	390	-489.39	-553.83	0.26	100.00
			STATE TOTAL	115,206	126,093	55.84	60.98	100.00	100.00
Aggregate Other Alien	1	4680	AIC HOLDINGS GRP	10,979	6,414	69.08	69.08	-23.09	-23.09
	2	19119	NATIONAL UNITY INS CO	6,524	6,720	17.16	38.38	-13.72	-36.81
	3	626	ACE LTD GRP	5,298	4,480	47.02	188.84	-11.14	-47.95
	4	98	WR BERKLEY CORP GRP	5,043	4,326	5.51	6.44	-10.61	-58.55
	5	3548	TRAVELERS GRP	3,161	3,252	- 1.85	0.76	-6.65	-65.20
	6	212	ZURICH INS GRP	2,337	2,215	41.28	42.04	-4.92	-70.12
	7	218	CNA INS GRP	963	886	38.54	37.55	-2.02	-72.14
	8	111	LIBERTY MUT GRP	802	(129)	N/A	N/A	-1.69	-73.83
	9	2538	AMTRUST NGH GRP	652	286	12.61	15.17	-1.37	-75.20
	10	4672	DONGBU INS GRP	453	424	9.51	12.82	-0.95	-76.15
			STATE TOTAL	(47,553)	47,050	- 94.77	- 78.22	100.00	100.00

22—Aircraft (All Perils)

PROPERTY AND CASUALTY INSURANCE INDUSTRY
MARKET SHARE REPORT - TOTAL PREMIUM
BY GROUP
22 - AIRCRAFT

May 15, 2014

STATE	Rank	Group/ Company Code	Group/ Company Name	Direct Premiums Written (000)	Direct Premiums Earned (000)	Direct Loss to EP Ratio	Direct Loss & DCC to EP Ratio	Market Share %	Cumulative Market Share %
Countrywide	1	12	AMERICAN INTL GRP	335,919	355,144	42.98	55.20	19.40	19.40
	2	761	ALLIANZ INS GRP	206,770	216,238	52.77	54.68	11.94	31.34
	3	4670	STARR GRP	184,752	170,362	57.57	61.99	10.67	42.01
	4	31	BERKSHIRE HATHAWAY GRP	116,621	120,411	23.10	28.60	6.73	48.74
	5	984	HCC INS HOLDINGS GRP	89,869	89,266	29.61	39.93	5.19	53.93
	6	1285	XL AMER GRP	87,676	86,959	30.12	36.00	5.06	58.99
	7	150	OLD REPUBLIC GRP	82,337	82,188	32.95	37.59	4.75	63.75
	8	38	CHUBB INC GRP	74,164	88,559	51.50	54.92	4.28	68.03
	9	4574	CATLIN US INS GRP	69,810	68,044	53.58	57.80	4.03	72.06
	10	361	MUNICH RE GRP	66,294	67,399	53.60	59.02	3.83	75.89
	11	626	ACE LTD GRP	65,041	65,628	7.91	15.27	3.76	79.65
	12	181	SWISS RE GRP	54,195	47,490	65.80	70.61	3.13	82.78
	13	111	LIBERTY MUT GRP	51,017	51,516	38.41	34.68	2.95	85.72
	14	4509	IRONSHORE GRP	50,518	51,584	73.14	78.94	2.92	88.64
	15	98	WR BERKLEY CORP GRP	47,748	56,671	104.31	118.59	2.76	91.40
	16	796	QBE INS GRP	33,806	27,431	46.72	47.68	1.95	93.35
	17	3098	TOKIO MARINE HOLDINGS INC GRP	21,851	23,493	35.08	40.65	1.26	94.61
	18	4715	MS & AD INS GRP	18,831	18,865	48.03	55.75	1.09	95.70
	19	3478	HALLMARK FIN SERV GRP	17,961	18,463	60.88	64.64	1.04	96.74
	20	749	SCOR GRP	13,292	13,292	140.39	152.41	0.77	97.50
	21	93	STATE NATL GRP	12,481	6,186	50.77	53.85	0.72	98.22
	22	3483	PARTNERRE GRP	8,743	10,872	102.94	102.94	0.50	98.73
	23	968	AXA INS GRP	7,818	5,979	73.66	91.40	0.45	99.18
	24	697	VAN ENT GRP	6,499	6,548	37.99	41.65	0.38	99.56
	25	748	MEADOWBROOK INS GRP	2,551	11,256	51.48	65.25	0.15	99.70
	26	411	MAPFRE INS GRP	1,415	6,725	75.81	76.64	0.08	99.78
	27	922	AMERICAN ASSETS GRP	1,197	1,197	108.21	108.21	0.07	99.85
	28	11231	GENERALI US BRANCH	1,083	850	190.36	214.22	0.06	99.92
	29	4131	PRIME HOLDINGS INS GRP	520	489	112.25	108.60	0.03	99.95
	30	661	BCBS OF SC GRP	318	26	198.31	224.00	0.02	99.96
	31	510	NAVIGATORS GRP	294	269	-352.95	-366.56	0.02	99.98
	32	4381	HOUSTON INTL INS GRP	167	59	1283.01	1499.50	0.01	99.99
	33	10972	FIRST NET INS CO	84	87	0.00	0.00	0.00	100.00
	34	3416	AXIS CAPITAL GRP	51	70	- 72.27	- 72.81	0.00	100.00
	35	15792	UNDERWRITERS AT LLOYDS LONDON	28	17	-1077.38	-1079.54	0.00	100.00
	36	32727	UNDERWRITERS AT LLOYDS	15	15	-6843.03	-6797.59	0.00	100.00
			INDUSTRY TOTAL	1,731,717	1,769,760	45.34	52.08	100.00	100.00

PROPERTY AND CASUALTY INSURANCE INDUSTRY
MARKET SHARE REPORT - TOTAL PREMIUM
BY GROUP
22 - AIRCRAFT

May 15, 2014

STATE	Rank	Group/ Company Code	Group/ Company Name	Direct Premiums Written (000)	Direct Premiums Earned (000)	Direct Loss to EP Ratio	Direct Loss & DCC to EP Ratio	Market Share %	Cumulative Market Share %
Alabama	1	12	AMERICAN INTL GRP	4,698	5,065	17.60	22.81	23.76	23.76
	2	761	ALLIANZ INS GRP	2,858	2,942	35.85	45.30	14.46	38.22
	3	150	OLD REPUBLIC GRP	2,448	2,218	41.83	48.58	12.38	50.60
	4	4670	STARR GRP	2,282	1,916	42.66	48.22	11.54	62.15
	5	984	HCC INS HOLDINGS GRP	1,085	1,072	33.95	36.44	5.49	67.64
	6	31	BERKSHIRE HATHAWAY GRP	976	1,030	- 9.91	- 16.17	4.93	72.57
	7	38	CHUBB INC GRP	872	1,180	143.56	159.31	4.41	76.98
	8	4574	CATLIN US INS GRP	793	769	36.21	45.23	4.01	80.99
	9	626	ACE LTD GRP	502	499	- 31.08	6.05	2.54	83.53
	10	1285	XL AMER GRP	476	462	- 37.65	- 36.11	2.41	85.94
			STATE TOTAL	19,771	20,018	28.37	34.57	100.00	100.00
Alaska	1	4670	STARR GRP	5,835	5,187	71.72	76.60	19.68	19.68
	2	181	SWISS RE GRP	4,438	4,599	72.24	80.96	14.97	34.65
	3	984	HCC INS HOLDINGS GRP	4,281	4,230	35.32	42.84	14.44	49.09
	4	4574	CATLIN US INS GRP	2,974	3,031	174.99	180.04	10.03	59.12
	5	98	WR BERKLEY CORP GRP	2,404	3,000	51.62	58.86	8.11	67.23
	6	150	OLD REPUBLIC GRP	2,065	1,959	109.74	122.92	6.97	74.20
	7	12	AMERICAN INTL GRP	1,689	2,195	210.85	235.01	5.70	79.89
	8	796	QBE INS GRP	1,269	1,247	80.77	89.60	4.28	84.17
	9	761	ALLIANZ INS GRP	1,077	1,239	15.70	11.69	3.63	87.81
	10	1285	XL AMER GRP	910	900	- 78.66	- 82.49	3.07	90.88
			STATE TOTAL	29,647	30,478	82.87	90.12	100.00	100.00
Arizona	1	12	AMERICAN INTL GRP	14,498	13,154	122.97	143.02	23.43	23.43
	2	761	ALLIANZ INS GRP	9,741	8,581	70.95	90.17	15.74	39.18
	3	4670	STARR GRP	7,541	5,716	57.99	69.36	12.19	51.37
	4	1285	XL AMER GRP	5,669	4,472	97.65	133.29	9.16	60.53
	5	38	CHUBB INC GRP	2,629	3,195	62.08	74.41	4.25	64.78
	6	4574	CATLIN US INS GRP	2,472	2,178	30.22	34.41	4.00	68.77
	7	31	BERKSHIRE HATHAWAY GRP	2,197	2,142	- 61.04	- 45.04	3.55	72.32
	8	984	HCC INS HOLDINGS GRP	2,160	2,013	129.83	137.60	3.49	75.81
	9	4509	IRONSHORE GRP	1,965	1,322	48.53	61.76	3.18	78.99
	10	968	AXA INS GRP	1,813	1,063	103.61	137.48	2.93	81.92
			STATE TOTAL	61,871	56,127	73.13	92.70	100.00	100.00
Arkansas	1	12	AMERICAN INTL GRP	4,228	4,256	34.81	38.37	19.68	19.68
	2	150	OLD REPUBLIC GRP	3,806	3,600	36.53	43.46	17.72	37.40
	3	31	BERKSHIRE HATHAWAY GRP	2,122	1,880	45.19	53.81	9.88	47.28
	4	626	ACE LTD GRP	1,455	1,455	- 2.65	- 0.97	6.77	54.06
	5	111	LIBERTY MUT GRP	1,428	1,353	21.90	29.00	6.65	60.71
	6	38	CHUBB INC GRP	1,077	1,367	77.72	77.49	5.01	65.72
	7	761	ALLIANZ INS GRP	1,030	967	- 10.62	- 11.93	4.80	70.52
	8	984	HCC INS HOLDINGS GRP	1,011	948	21.05	24.36	4.71	75.22
	9	4670	STARR GRP	970	507	54.99	62.23	4.52	79.74
	10	796	QBE INS GRP	909	530	- 0.04	- 1.55	4.23	83.97
			STATE TOTAL	21,480	20,603	30.20	35.35	100.00	100.00
California	1	12	AMERICAN INTL GRP	29,714	31,154	81.49	92.22	20.94	20.94
	2	31	BERKSHIRE HATHAWAY GRP	11,012	10,807	73.73	87.60	7.76	28.71
	3	38	CHUBB INC GRP	10,758	13,670	56.20	58.29	7.58	36.29
	4	361	MUNICH RE GRP	9,761	10,313	108.76	117.32	6.88	43.17
	5	4670	STARR GRP	9,684	7,772	45.36	48.98	6.83	49.99
	6	984	HCC INS HOLDINGS GRP	9,120	8,927	32.21	38.22	6.43	56.42
	7	4574	CATLIN US INS GRP	8,693	8,420	25.55	28.20	6.13	62.55
	8	150	OLD REPUBLIC GRP	8,398	8,578	11.48	12.95	5.92	68.47
	9	761	ALLIANZ INS GRP	6,987	7,544	98.36	28.83	4.92	73.39
	10	1285	XL AMER GRP	6,955	6,921	7.05	0.81	4.90	78.30
			STATE TOTAL	141,878	144,851	63.44	66.08	100.00	100.00

PROPERTY AND CASUALTY INSURANCE INDUSTRY
MARKET SHARE REPORT - TOTAL PREMIUM
BY GROUP
22 - AIRCRAFT

May 15, 2014

STATE	Rank	Group/ Company Code	Group/ Company Name	Direct Premiums Written (000)	Direct Premiums Earned (000)	Direct Loss to EP Ratio	Direct Loss & DCC to EP Ratio	Market Share %	Cumulative Market Share %
Colorado	1	12	AMERICAN INTL GRP	8,450	8,034	71.64	79.75	23.41	23.41
	2	761	ALLIANZ INS GRP	6,295	6,016	59.74	74.95	17.44	40.84
	3	4670	STARR GRP	5,087	4,350	52.95	56.67	14.09	54.93
	4	38	CHUBB INC GRP	2,185	2,425	- 4.05	- 2.97	6.05	60.98
	5	150	OLD REPUBLIC GRP	1,780	1,713	5.43	5.14	4.93	65.92
	6	984	HCC INS HOLDINGS GRP	1,764	1,688	- 26.27	- 20.05	4.89	70.80
	7	31	BERKSHIRE HATHAWAY GRP	1,716	1,690	17.56	14.03	4.75	75.55
	8	1285	XL AMER GRP	1,498	1,594	- 28.07	- 29.00	4.15	79.70
	9	626	ACE LTD GRP	1,169	1,166	- 2.82	12.02	3.24	82.94
	10	98	WR BERKLEY CORP GRP	968	892	91.64	92.47	2.68	85.62
			STATE TOTAL	36,103	35,280	40.79	46.59	100.00	100.00
Connecticut	1	12	AMERICAN INTL GRP	10,652	10,771	19.49	21.95	27.96	27.96
	2	4670	STARR GRP	4,441	4,797	23.88	30.33	11.66	39.61
	3	31	BERKSHIRE HATHAWAY GRP	4,288	4,417	- 12.73	- 4.47	11.25	50.87
	4	761	ALLIANZ INS GRP	4,198	4,396	- 1.99	10.12	11.02	61.89
	5	4509	IRONSHORE GRP	2,237	2,714	4.39	10.33	5.87	67.76
	6	1285	XL AMER GRP	1,821	1,586	-100.29	- 91.20	4.78	72.54
	7	361	MUNICH RE GRP	1,666	1,821	55.16	56.92	4.37	76.91
	8	968	AXA INS GRP	1,603	1,135	190.56	199.46	4.21	81.12
	9	3098	TOKIO MARINE HOLDINGS INC GRP	1,399	1,536	19.42	20.05	3.67	84.79
	10	626	ACE LTD GRP	1,333	1,335	2.50	8.66	3.50	88.29
			STATE TOTAL	38,098	39,390	23.24	30.85	100.00	100.00
Delaware	1	12	AMERICAN INTL GRP	1,907	2,764	30.03	32.50	15.52	15.52
	2	1285	XL AMER GRP	1,589	1,504	173.74	173.47	12.93	28.44
	3	761	ALLIANZ INS GRP	1,557	1,679	- 10.93	- 8.83	12.67	41.12
	4	361	MUNICH RE GRP	973	1,039	- 10.68	36.55	7.92	49.04
	5	31	BERKSHIRE HATHAWAY GRP	973	933	119.48	136.10	7.91	56.95
	6	4574	CATLIN US INS GRP	917	839	26.98	28.07	7.46	64.42
	7	38	CHUBB INC GRP	846	1,101	29.29	30.32	6.88	71.30
	8	796	QBE INS GRP	617	580	18.03	19.14	5.02	76.32
	9	4670	STARR GRP	375	222	0.16	0.87	3.05	79.37
	10	93	STATE NATL GRP	359	185	0.00	0.00	2.92	82.29
			STATE TOTAL	12,289	13,247	52.24	62.82	100.00	100.00
District Of Columbia	1	38	CHUBB INC GRP	398	396	34.60	39.48	18.94	18.94
	2	4670	STARR GRP	368	340	10.69	13.40	17.52	36.46
	3	761	ALLIANZ INS GRP	296	569	8.94	26.36	14.07	50.54
	4	98	WR BERKLEY CORP GRP	184	58	16076.17	16637.45	8.75	59.28
	5	31	BERKSHIRE HATHAWAY GRP	152	146	- 21.40	- 83.59	7.25	66.53
	6	12	AMERICAN INTL GRP	149	819	51.97	61.13	7.07	73.61
	7	361	MUNICH RE GRP	131	147	65.11	66.90	6.23	79.84
	8	922	AMERICAN ASSETS GRP	106	106	108.21	108.21	5.05	84.89
	9	1285	XL AMER GRP	100	103	-1136.07	-1276.43	4.77	89.66
	10	3098	TOKIO MARINE HOLDINGS INC GRP	59	58	47.60	52.07	2.80	92.46
			STATE TOTAL	2,103	2,879	349.09	338.12	100.00	100.00
Florida	1	12	AMERICAN INTL GRP	20,117	22,291	6.87	8.07	21.41	21.41
	2	761	ALLIANZ INS GRP	7,835	9,649	14.85	17.68	8.34	29.76
	3	1285	XL AMER GRP	6,831	6,962	- 56.66	- 58.17	7.27	37.03
	4	4574	CATLIN US INS GRP	5,594	5,490	33.18	40.19	5.96	42.98
	5	150	OLD REPUBLIC GRP	5,538	6,255	37.74	34.34	5.90	48.88
	6	4670	STARR GRP	5,499	3,238	18.71	23.21	5.85	54.73
	7	38	CHUBB INC GRP	5,340	6,269	- 22.12	- 23.98	5.68	60.42
	8	361	MUNICH RE GRP	5,181	5,387	- 27.52	- 19.91	5.52	65.93
	9	984	HCC INS HOLDINGS GRP	5,159	6,317	52.01	80.65	5.49	71.42
	10	626	ACE LTD GRP	4,380	4,630	117.71	136.69	4.66	76.09
			STATE TOTAL	93,940	98,532	14.83	21.10	100.00	100.00

PROPERTY AND CASUALTY INSURANCE INDUSTRY
MARKET SHARE REPORT - TOTAL PREMIUM
BY GROUP
22 - AIRCRAFT

May 15, 2014

STATE	Rank	Group/ Company Code	Group/ Company Name	Direct Premiums Written (000)	Direct Premiums Earned (000)	Direct Loss to EP Ratio	Direct Loss & DCC to EP Ratio	Market Share %	Cumulative Market Share %
Georgia	1	12	AMERICAN INTL GRP	12,109	14,096	109.68	112.29	19.00	19.00
	2	761	ALLIANZ INS GRP	11,438	11,073	91.30	102.59	17.94	36.94
	3	4670	STARR GRP	6,079	5,487	79.62	92.94	9.54	46.48
	4	31	BERKSHIRE HATHAWAY GRP	5,232	5,120	- 79.64	- 44.24	8.21	54.69
	5	1285	XL AMER GRP	4,746	5,531	60.52	67.56	7.45	62.13
	6	98	WR BERKLEY CORP GRP	3,116	3,116	97.17	122.50	4.89	67.02
	7	361	MUNICH RE GRP	2,908	2,685	9.96	11.93	4.56	71.58
	8	626	ACE LTD GRP	2,803	2,803	- 17.02	- 10.42	4.40	75.98
	9	150	OLD REPUBLIC GRP	2,490	2,578	18.22	14.88	3.91	79.89
	10	111	LIBERTY MUT GRP	2,453	2,386	17.26	30.19	3.85	83.73
			**STATE TOTAL **	63,742	67,567	58.37	68.27	100.00	100.00
Hawaii	1	12	AMERICAN INTL GRP	2,559	1,309	- 36.38	- 42.96	21.29	21.29
	2	4574	CATLIN US INS GRP	2,354	2,506	80.04	83.73	19.59	40.88
	3	4670	STARR GRP	1,444	1,385	- 1.15	0.84	12.02	52.89
	4	761	ALLIANZ INS GRP	1,210	1,181	- 12.10	- 3.29	10.07	62.96
	5	1285	XL AMER GRP	1,099	1,038	-150.57	-154.04	9.15	72.11
	6	749	SCOR GRP	758	758	4.08	4.42	6.31	78.42
	7	98	WR BERKLEY CORP GRP	521	657	30.69	38.44	4.33	82.75
	8	984	HCC INS HOLDINGS GRP	427	451	- 14.42	- 4.65	3.56	86.31
	9	31	BERKSHIRE HATHAWAY GRP	348	338	- 28.59	- 19.64	2.89	89.20
	10	38	CHUBB INC GRP	338	347	225.68	235.36	2.81	92.02
			**STATE TOTAL **	12,020	11,305	2.18	17.20	100.00	100.00
Idaho	1	12	AMERICAN INTL GRP	3,068	3,064	34.63	34.68	22.96	22.96
	2	4670	STARR GRP	1,692	1,082	62.11	69.44	12.66	35.63
	3	38	CHUBB INC GRP	1,242	1,579	32.92	33.73	9.29	44.92
	4	98	WR BERKLEY CORP GRP	1,032	997	- 24.35	- 15.78	7.72	52.64
	5	150	OLD REPUBLIC GRP	848	828	17.46	20.58	6.35	58.99
	6	984	HCC INS HOLDINGS GRP	825	794	22.70	32.39	6.17	65.16
	7	761	ALLIANZ INS GRP	799	847	- 20.00	- 16.82	5.98	71.14
	8	1285	XL AMER GRP	750	599	1265.99	1351.61	5.61	76.75
	9	4574	CATLIN US INS GRP	651	512	60.69	63.70	4.87	81.63
	10	181	SWISS RE GRP	453	311	13.33	15.18	3.39	85.02
			**STATE TOTAL **	13,362	12,734	77.03	83.09	100.00	100.00
Illinois	1	12	AMERICAN INTL GRP	17,361	17,066	43.18	50.05	20.75	20.75
	2	761	ALLIANZ INS GRP	12,111	11,779	29.98	35.46	14.48	35.23
	3	4670	STARR GRP	8,850	7,446	40.80	45.12	10.58	45.81
	4	31	BERKSHIRE HATHAWAY GRP	8,623	8,821	22.19	29.22	10.31	56.12
	5	361	MUNICH RE GRP	4,997	5,131	52.89	54.53	5.97	62.10
	6	749	SCOR GRP	4,465	4,465	78.19	85.10	5.34	67.43
	7	626	ACE LTD GRP	4,186	4,189	2.64	12.70	5.00	72.44
	8	111	LIBERTY MUT GRP	3,392	3,201	43.82	52.30	4.06	76.49
	9	3098	TOKIO MARINE HOLDINGS INC GRP	2,156	2,360	31.66	34.99	2.58	79.07
	10	984	HCC INS HOLDINGS GRP	2,058	2,106	20.57	22.03	2.46	81.53
			**STATE TOTAL **	83,648	84,574	34.51	39.53	100.00	100.00
Indiana	1	12	AMERICAN INTL GRP	5,817	6,090	51.54	52.99	25.80	25.80
	2	761	ALLIANZ INS GRP	3,097	3,392	12.06	12.97	13.74	39.54
	3	4670	STARR GRP	2,053	1,873	52.05	59.06	9.10	48.64
	4	150	OLD REPUBLIC GRP	1,767	1,710	32.85	35.90	7.84	56.48
	5	984	HCC INS HOLDINGS GRP	1,460	1,366	35.14	37.88	6.47	62.96
	6	1285	XL AMER GRP	1,170	1,229	22.21	23.59	5.19	68.14
	7	38	CHUBB INC GRP	862	1,158	45.84	46.42	3.82	71.97
	8	31	BERKSHIRE HATHAWAY GRP	852	925	28.70	- 82.28	3.78	75.74
	9	796	QBE INS GRP	848	709	- 73.33	- 80.14	3.76	79.51
	10	4509	IRONSHORE GRP	842	851	28.44	31.84	3.73	83.24
			**STATE TOTAL **	22,546	23,445	29.72	26.31	100.00	100.00

PROPERTY AND CASUALTY INSURANCE INDUSTRY
MARKET SHARE REPORT - TOTAL PREMIUM
BY GROUP
22 - AIRCRAFT

May 15, 2014

STATE	Rank	Group/ Company Code	Group/ Company Name	Direct Premiums Written (000)	Direct Premiums Earned (000)	Direct Loss to EP Ratio	Direct Loss & DCC to EP Ratio	Market Share %	Cumulative Market Share %
Iowa	1	12	AMERICAN INTL GRP	2,902	2,932	32.99	34.17	24.34	24.34
	2	150	OLD REPUBLIC GRP	2,061	1,841	63.78	75.29	17.29	41.63
	3	761	ALLIANZ INS GRP	1,493	1,487	11.65	11.58	12.52	54.15
	4	984	HCC INS HOLDINGS GRP	893	813	- 66.53	- 67.69	7.49	61.64
	5	4670	STARR GRP	658	454	112.29	124.56	5.52	67.16
	6	31	BERKSHIRE HATHAWAY GRP	609	622	- 7.20	- 8.79	5.10	72.26
	7	38	CHUBB INC GRP	390	820	90.25	89.80	3.27	75.53
	8	1285	XL AMER GRP	387	343	- 24.83	- 23.44	3.25	78.78
	9	4574	CATLIN US INS GRP	365	331	44.88	47.93	3.06	81.84
	10	626	ACE LTD GRP	341	341	- 9.14	- 4.27	2.86	84.70
			STATE TOTAL	11,923	11,844	29.84	33.23	100.00	100.00
Kansas	1	12	AMERICAN INTL GRP	4,404	4,555	20.15	23.95	22.37	22.37
	2	4670	STARR GRP	2,530	2,069	85.70	98.80	12.85	35.22
	3	761	ALLIANZ INS GRP	2,256	2,669	52.45	25.32	11.46	46.68
	4	1285	XL AMER GRP	1,749	1,646	- 5.90	- 4.24	8.88	55.56
	5	4574	CATLIN US INS GRP	1,403	1,439	28.83	32.17	7.12	62.69
	6	150	OLD REPUBLIC GRP	1,260	1,241	108.26	123.29	6.40	69.09
	7	38	CHUBB INC GRP	1,024	1,326	18.83	27.53	5.20	74.29
	8	984	HCC INS HOLDINGS GRP	1,009	934	- 8.67	- 2.12	5.13	79.41
	9	361	MUNICH RE GRP	841	849	11.41	14.82	4.27	83.69
	10	796	QBE INS GRP	610	508	5.65	5.19	3.10	86.79
			STATE TOTAL	19,689	19,759	37.74	40.47	100.00	100.00
Kentucky	1	12	AMERICAN INTL GRP	1,154	1,095	16.43	17.20	17.25	17.25
	2	150	OLD REPUBLIC GRP	807	851	- 20.23	- 43.20	12.06	29.31
	3	38	CHUBB INC GRP	622	755	102.71	98.72	9.29	38.60
	4	984	HCC INS HOLDINGS GRP	560	562	67.91	70.85	8.37	46.96
	5	796	QBE INS GRP	487	339	19.85	21.49	7.28	54.24
	6	4574	CATLIN US INS GRP	468	456	207.41	223.57	6.99	61.24
	7	31	BERKSHIRE HATHAWAY GRP	460	496	50.19	64.24	6.88	68.11
	8	626	ACE LTD GRP	329	334	- 19.08	- 15.76	4.91	73.02
	9	361	MUNICH RE GRP	303	295	- 16.42	- 14.31	4.53	77.56
	10	111	LIBERTY MUT GRP	287	305	90.55	91.50	4.29	81.85
			STATE TOTAL	6,692	6,804	21.50	23.08	100.00	100.00
Louisiana	1	761	ALLIANZ INS GRP	10,380	11,133	20.66	22.63	16.49	16.49
	2	181	SWISS RE GRP	9,225	4,320	26.53	28.43	14.66	31.15
	3	4670	STARR GRP	8,006	8,921	19.81	19.38	12.72	43.87
	4	12	AMERICAN INTL GRP	7,619	8,686	37.76	40.74	12.11	55.98
	5	4574	CATLIN US INS GRP	4,186	4,227	39.47	42.49	6.65	62.63
	6	150	OLD REPUBLIC GRP	3,554	3,528	50.60	58.44	5.65	68.28
	7	361	MUNICH RE GRP	3,456	4,112	18.26	21.52	5.49	73.77
	8	31	BERKSHIRE HATHAWAY GRP	2,848	3,559	62.64	64.82	4.52	78.29
	9	98	WR BERKLEY CORP GRP	2,208	2,997	222.56	229.39	3.51	81.80
	10	93	STATE NATL GRP	2,181	578	50.87	52.29	3.47	85.27
			STATE TOTAL	62,934	63,520	45.82	48.61	100.00	100.00
Maine	1	984	HCC INS HOLDINGS GRP	596	601	34.42	44.91	16.14	16.14
	2	12	AMERICAN INTL GRP	590	622	46.07	53.89	15.99	32.13
	3	150	OLD REPUBLIC GRP	355	357	- 62.73	- 3.30	9.61	41.74
	4	38	CHUBB INC GRP	270	334	57.57	57.71	7.31	49.05
	5	761	ALLIANZ INS GRP	252	252	- 0.64	- 0.75	6.83	55.89
	6	98	WR BERKLEY CORP GRP	252	212	- 49.51	- 40.43	6.82	62.71
	7	4574	CATLIN US INS GRP	215	187	11.80	14.80	5.82	68.53
	8	361	MUNICH RE GRP	206	216	-196.04	-174.93	5.57	74.10
	9	4670	STARR GRP	188	145	288.88	290.74	5.09	79.20
	10	31	BERKSHIRE HATHAWAY GRP	179	196	-100.72	- 98.64	4.86	84.05
			STATE TOTAL	3,692	3,666	1.73	15.26	100.00	100.00

PROPERTY AND CASUALTY INSURANCE INDUSTRY
MARKET SHARE REPORT - TOTAL PREMIUM
BY GROUP
22 - AIRCRAFT

May 15, 2014

STATE	Rank	Group/ Company Code	Group/ Company Name	Direct Premiums Written (000)	Direct Premiums Earned (000)	Direct Loss to EP Ratio	Direct Loss & DCC to EP Ratio	Market Share %	Cumulative Market Share %
Maryland	1	12	AMERICAN INTL GRP	5,025	4,769	-206.93	-271.24	31.05	31.05
	2	150	OLD REPUBLIC GRP	1,359	1,153	24.77	27.21	8.40	39.44
	3	4670	STARR GRP	1,300	1,366	2.88	2.32	8.03	47.47
	4	761	ALLIANZ INS GRP	1,156	1,694	1.21	5.99	7.14	54.62
	5	31	BERKSHIRE HATHAWAY GRP	976	965	- 15.07	- 35.34	6.03	60.65
	6	984	HCC INS HOLDINGS GRP	905	889	-752.08	-727.37	5.59	66.24
	7	626	ACE LTD GRP	841	830	9.67	16.94	5.19	71.44
	8	98	WR BERKLEY CORP GRP	835	910	217.60	234.44	5.16	76.59
	9	1285	XL AMER GRP	789	783	- 23.29	- 21.11	4.88	81.47
	10	111	LIBERTY MUT GRP	469	420	17.87	18.70	2.90	84.37
			**STATE TOTAL **	16,185	16,597	- 74.47	- 90.20	100.00	100.00
Massachusetts	1	1285	XL AMER GRP	2,439	1,662	- 8.76	24.43	17.29	17.29
	2	12	AMERICAN INTL GRP	2,214	2,911	20.14	20.75	15.70	32.99
	3	150	OLD REPUBLIC GRP	1,227	1,187	5.71	5.53	8.70	41.69
	4	31	BERKSHIRE HATHAWAY GRP	1,198	1,180	101.28	112.99	8.49	50.19
	5	38	CHUBB INC GRP	1,142	1,321	28.10	28.64	8.10	58.29
	6	984	HCC INS HOLDINGS GRP	919	912	10.76	15.95	6.52	64.80
	7	626	ACE LTD GRP	866	867	- 72.01	-752.15	6.14	70.94
	8	761	ALLIANZ INS GRP	686	815	- 9.79	- 10.45	4.86	75.81
	9	4670	STARR GRP	645	497	12.20	16.53	4.58	80.38
	10	111	LIBERTY MUT GRP	612	613	21.90	23.63	4.34	84.73
			**STATE TOTAL **	14,103	14,182	23.97	- 11.02	100.00	100.00
Michigan	1	12	AMERICAN INTL GRP	3,703	5,114	106.46	114.70	13.46	13.46
	2	761	ALLIANZ INS GRP	3,239	3,516	45.28	47.82	11.77	25.22
	3	31	BERKSHIRE HATHAWAY GRP	2,435	2,463	61.70	77.29	8.85	34.07
	4	984	HCC INS HOLDINGS GRP	1,964	2,100	64.03	77.55	7.14	41.21
	5	4574	CATLIN US INS GRP	1,824	1,813	50.41	55.26	6.63	47.83
	6	150	OLD REPUBLIC GRP	1,780	1,812	12.89	13.32	6.47	54.30
	7	361	MUNICH RE GRP	1,754	1,738	- 23.96	- 18.80	6.37	60.67
	8	4670	STARR GRP	1,747	1,868	200.96	224.03	6.35	67.02
	9	626	ACE LTD GRP	1,479	1,522	- 10.29	23.92	5.37	72.39
	10	1285	XL AMER GRP	1,268	1,591	293.86	293.50	4.61	77.00
			**STATE TOTAL **	27,523	30,743	103.74	114.56	100.00	100.00
Minnesota	1	12	AMERICAN INTL GRP	5,167	5,841	64.90	71.43	19.68	19.68
	2	761	ALLIANZ INS GRP	4,843	5,044	46.59	47.82	18.45	38.13
	3	984	HCC INS HOLDINGS GRP	2,265	2,221	65.14	74.19	8.63	46.76
	4	31	BERKSHIRE HATHAWAY GRP	1,996	1,861	19.70	25.52	7.60	54.36
	5	1285	XL AMER GRP	1,771	1,820	- 44.27	- 51.02	6.75	61.11
	6	150	OLD REPUBLIC GRP	1,495	1,622	- 25.11	- 32.61	5.70	66.81
	7	4670	STARR GRP	1,240	1,011	56.56	61.79	4.72	71.53
	8	626	ACE LTD GRP	1,073	1,076	- 15.65	- 3.88	4.09	75.62
	9	38	CHUBB INC GRP	1,051	1,298	21.72	18.37	4.00	79.63
	10	361	MUNICH RE GRP	1,025	952	1.57	2.82	3.91	83.53
			**STATE TOTAL **	26,249	27,102	30.17	31.71	100.00	100.00
Mississippi	1	150	OLD REPUBLIC GRP	1,676	1,795	4.15	1.50	16.19	16.19
	2	12	AMERICAN INTL GRP	1,405	1,452	103.77	109.56	13.58	29.77
	3	4670	STARR GRP	1,165	804	20.08	23.03	11.26	41.03
	4	38	CHUBB INC GRP	1,133	1,264	61.48	63.32	10.94	51.97
	5	761	ALLIANZ INS GRP	755	794	122.16	126.42	7.29	59.26
	6	984	HCC INS HOLDINGS GRP	730	700	30.61	39.99	7.05	66.31
	7	31	BERKSHIRE HATHAWAY GRP	574	701	27.97	30.34	5.55	71.86
	8	4574	CATLIN US INS GRP	496	495	23.44	26.51	4.79	76.65
	9	626	ACE LTD GRP	485	459	- 2.86	2.63	4.68	81.34
	10	111	LIBERTY MUT GRP	416	511	43.66	45.26	4.02	85.35
			**STATE TOTAL **	10,351	10,580	41.21	43.43	100.00	100.00

PROPERTY AND CASUALTY INSURANCE INDUSTRY
MARKET SHARE REPORT - TOTAL PREMIUM
BY GROUP
22 - AIRCRAFT

May 15, 2014

STATE	Rank	Group/ Company Code	Group/ Company Name	Direct Premiums Written (000)	Direct Premiums Earned (000)	Direct Loss to EP Ratio	Direct Loss & DCC to EP Ratio	Market Share %	Cumulative Market Share %
Missouri	1	12	AMERICAN INTL GRP	6,283	5,986	36.17	40.99	27.79	27.79
	2	31	BERKSHIRE HATHAWAY GRP	1,916	1,924	- 8.90	- 12.25	8.48	36.26
	3	4574	CATLIN US INS GRP	1,659	1,594	176.36	180.92	7.34	43.60
	4	150	OLD REPUBLIC GRP	1,562	1,590	24.54	31.58	6.91	50.51
	5	626	ACE LTD GRP	1,411	1,403	35.43	41.43	6.24	56.75
	6	361	MUNICH RE GRP	1,147	1,162	- 7.57	- 7.08	5.07	61.82
	7	4670	STARR GRP	1,136	824	60.89	76.97	5.02	66.84
	8	984	HCC INS HOLDINGS GRP	1,123	1,060	40.78	45.84	4.97	71.81
	9	749	SCOR GRP	917	917	273.65	296.83	4.05	75.86
	10	38	CHUBB INC GRP	873	1,211	40.32	51.95	3.86	79.73
			STATE TOTAL	22,611	24,851	54.18	60.21	100.00	100.00
Montana	1	12	AMERICAN INTL GRP	1,411	1,466	38.04	41.50	15.14	15.14
	2	38	CHUBB INC GRP	1,311	1,447	90.09	91.83	14.08	29.22
	3	1285	XL AMER GRP	1,271	1,248	64.53	62.93	13.65	42.87
	4	4670	STARR GRP	884	608	4.66	5.98	9.49	52.37
	5	984	HCC INS HOLDINGS GRP	811	830	339.25	412.54	8.70	61.07
	6	4574	CATLIN US INS GRP	603	580	86.16	92.50	6.48	67.55
	7	761	ALLIANZ INS GRP	516	524	87.04	89.20	5.54	73.09
	8	181	SWISS RE GRP	419	317	19.12	22.56	4.50	77.59
	9	31	BERKSHIRE HATHAWAY GRP	344	325	38.26	40.50	3.70	81.28
	10	150	OLD REPUBLIC GRP	305	297	47.60	70.22	3.27	84.55
			STATE TOTAL	9,314	9,190	81.27	90.79	100.00	100.00
Nebraska	1	12	AMERICAN INTL GRP	2,866	2,840	23.66	26.02	24.89	24.89
	2	150	OLD REPUBLIC GRP	1,406	1,327	193.32	216.47	12.21	37.10
	3	4670	STARR GRP	988	555	74.66	83.30	8.58	45.68
	4	31	BERKSHIRE HATHAWAY GRP	905	888	26.22	28.86	7.86	53.53
	5	361	MUNICH RE GRP	758	733	33.13	33.30	6.58	60.12
	6	761	ALLIANZ INS GRP	695	523	- 8.46	- 8.57	6.04	66.15
	7	984	HCC INS HOLDINGS GRP	686	694	55.98	85.95	5.96	72.11
	8	626	ACE LTD GRP	496	505	9.83	9.85	4.31	76.42
	9	1285	XL AMER GRP	482	469	139.77	144.14	4.18	80.60
	10	38	CHUBB INC GRP	465	756	58.57	57.99	4.04	84.64
			STATE TOTAL	11,515	11,032	57.78	64.01	100.00	100.00
Nevada	1	12	AMERICAN INTL GRP	3,120	4,345	-108.84	-150.87	14.68	14.68
	2	4670	STARR GRP	2,341	2,570	77.76	88.64	11.01	25.69
	3	761	ALLIANZ INS GRP	2,203	2,757	164.47	179.14	10.36	36.05
	4	31	BERKSHIRE HATHAWAY GRP	1,857	1,887	213.01	222.90	8.73	44.78
	5	1285	XL AMER GRP	1,740	1,955	83.30	77.39	8.18	52.97
	6	4574	CATLIN US INS GRP	1,714	1,638	105.41	108.60	8.06	61.03
	7	361	MUNICH RE GRP	1,138	1,158	- 2.56	3.27	5.35	66.38
	8	984	HCC INS HOLDINGS GRP	1,130	1,055	134.26	135.86	5.31	71.69
	9	626	ACE LTD GRP	781	782	- 9.02	- 2.79	3.67	75.37
	10	38	CHUBB INC GRP	725	1,027	107.07	105.39	3.41	78.78
			STATE TOTAL	21,259	24,844	70.04	70.06	100.00	100.00
New Hampshire	1	12	AMERICAN INTL GRP	1,835	1,817	30.40	35.28	28.44	28.44
	2	31	BERKSHIRE HATHAWAY GRP	695	697	3.11	0.92	10.76	39.20
	3	626	ACE LTD GRP	511	511	-106.15	- 99.21	7.92	47.12
	4	984	HCC INS HOLDINGS GRP	497	470	4.89	7.28	7.71	54.83
	5	111	LIBERTY MUT GRP	439	445	8.42	7.48	6.80	61.64
	6	761	ALLIANZ INS GRP	338	434	- 1.68	- 3.18	5.23	66.87
	7	150	OLD REPUBLIC GRP	322	343	- 5.44	- 18.98	4.99	71.86
	8	1285	XL AMER GRP	317	369	- 2.18	- 2.35	4.91	76.76
	9	361	MUNICH RE GRP	298	328	- 30.57	- 29.65	4.61	81.37
	10	38	CHUBB INC GRP	245	393	- 16.91	- 18.56	3.80	85.18
			STATE TOTAL	6,453	6,659	1.43	2.17	100.00	100.00

PROPERTY AND CASUALTY INSURANCE INDUSTRY
MARKET SHARE REPORT - TOTAL PREMIUM
BY GROUP
22 - AIRCRAFT

May 15, 2014

STATE	Rank	Group/ Company Code	Group/ Company Name	Direct Premiums Written (000)	Direct Premiums Earned (000)	Direct Loss to EP Ratio	Direct Loss & DCC to EP Ratio	Market Share %	Cumulative Market Share %
New Jersey	1	12	AMERICAN INTL GRP	3,413	4,069	10.83	10.49	18.68	18.68
	2	31	BERKSHIRE HATHAWAY GRP	1,950	1,799	- 4.61	- 28.19	10.67	29.36
	3	4670	STARR GRP	1,493	1,140	- 6.17	- 5.76	8.17	37.53
	4	761	ALLIANZ INS GRP	1,442	1,278	0.88	- 6.86	7.89	45.42
	5	361	MUNICH RE GRP	1,387	1,326	1026.19	1033.42	7.59	53.01
	6	984	HCC INS HOLDINGS GRP	1,329	1,342	21.50	30.07	7.28	60.29
	7	38	CHUBB INC GRP	1,089	1,252	23.22	26.27	5.96	66.25
	8	626	ACE LTD GRP	1,084	1,076	0.90	9.33	5.93	72.18
	9	1285	XL AMER GRP	895	802	780.57	870.89	4.90	77.08
	10	4574	CATLIN US INS GRP	768	669	21.52	24.42	4.20	81.29
			STATE TOTAL	18,269	18,212	147.21	149.18	100.00	100.00
New Mexico	1	12	AMERICAN INTL GRP	1,431	1,518	24.06	28.80	21.68	21.68
	2	984	HCC INS HOLDINGS GRP	911	847	10.35	20.67	13.80	35.48
	3	38	CHUBB INC GRP	784	847	99.26	100.18	11.89	47.37
	4	150	OLD REPUBLIC GRP	518	486	114.31	134.94	7.85	55.22
	5	4574	CATLIN US INS GRP	410	419	35.71	37.99	6.21	61.43
	6	1285	XL AMER GRP	358	366	- 29.63	4.89	5.42	66.85
	7	98	WR BERKLEY CORP GRP	295	412	21.29	41.32	4.47	71.33
	8	3478	HALLMARK FIN SERV GRP	292	297	60.36	60.36	4.43	75.76
	9	31	BERKSHIRE HATHAWAY GRP	214	250	- 24.79	- 41.20	3.24	79.00
	10	626	ACE LTD GRP	213	216	50.87	72.38	3.23	82.23
			STATE TOTAL	6,600	7,094	36.81	44.13	100.00	100.00
New York	1	12	AMERICAN INTL GRP	21,085	18,631	33.92	35.86	33.51	33.51
	2	4670	STARR GRP	5,735	5,757	25.98	36.91	9.11	42.62
	3	761	ALLIANZ INS GRP	4,879	5,389	51.28	60.69	7.75	50.37
	4	31	BERKSHIRE HATHAWAY GRP	4,793	4,610	15.83	14.01	7.62	57.99
	5	1285	XL AMER GRP	4,232	3,928	23.94	15.59	6.72	64.71
	6	361	MUNICH RE GRP	3,975	3,839	-124.79	-118.21	6.32	71.03
	7	38	CHUBB INC GRP	2,746	2,593	28.66	39.29	4.36	75.39
	8	984	HCC INS HOLDINGS GRP	2,177	2,274	26.27	29.50	3.46	78.85
	9	626	ACE LTD GRP	2,173	2,251	- 45.58	- 19.73	3.45	82.31
	10	4574	CATLIN US INS GRP	1,623	1,683	76.20	93.44	2.58	84.89
			STATE TOTAL	62,927	61,404	3.01	7.14	100.00	100.00
North Carolina	1	12	AMERICAN INTL GRP	7,609	7,678	58.25	71.72	26.52	26.52
	2	150	OLD REPUBLIC GRP	2,380	2,354	- 11.12	- 14.84	8.30	34.82
	3	31	BERKSHIRE HATHAWAY GRP	2,290	2,277	14.80	41.55	7.98	42.80
	4	361	MUNICH RE GRP	1,786	1,702	89.08	90.60	6.22	49.03
	5	984	HCC INS HOLDINGS GRP	1,543	1,474	21.93	22.75	5.38	54.41
	6	38	CHUBB INC GRP	1,481	1,605	66.27	65.26	5.16	59.57
	7	98	WR BERKLEY CORP GRP	1,371	1,481	4.45	6.44	4.78	64.35
	8	761	ALLIANZ INS GRP	1,283	1,393	45.51	57.38	4.47	68.82
	9	626	ACE LTD GRP	1,239	1,238	- 4.12	4.88	4.32	73.14
	10	4574	CATLIN US INS GRP	1,104	1,062	18.82	21.67	3.85	76.99
			STATE TOTAL	28,686	28,844	34.78	44.73	100.00	100.00
North Dakota	1	12	AMERICAN INTL GRP	2,602	2,678	99.32	105.61	35.15	35.15
	2	38	CHUBB INC GRP	1,002	1,224	22.69	24.06	13.54	48.69
	3	4670	STARR GRP	671	432	75.01	82.16	9.06	57.75
	4	761	ALLIANZ INS GRP	599	1,262	- 7.50	- 13.66	8.09	65.84
	5	150	OLD REPUBLIC GRP	486	488	19.04	14.75	6.57	72.41
	6	984	HCC INS HOLDINGS GRP	461	419	53.82	78.51	6.23	78.64
	7	31	BERKSHIRE HATHAWAY GRP	259	261	29.22	30.84	3.50	82.15
	8	3478	HALLMARK FIN SERV GRP	220	230	44.54	61.90	2.97	85.11
	9	626	ACE LTD GRP	185	185	- 3.59	- 4.03	2.50	87.61
	10	111	LIBERTY MUT GRP	175	177	38.60	39.16	2.36	89.98
			STATE TOTAL	7,402	8,083	45.04	48.31	100.00	100.00

PROPERTY AND CASUALTY INSURANCE INDUSTRY
MARKET SHARE REPORT - TOTAL PREMIUM
BY GROUP
22 - AIRCRAFT

May 15, 2014

STATE	Rank	Group/ Company Code	Group/ Company Name	Direct Premiums Written (000)	Direct Premiums Earned (000)	Direct Loss to EP Ratio	Direct Loss & DCC to EP Ratio	Market Share %	Cumulative Market Share %
Ohio	1	31	BERKSHIRE HATHAWAY GRP	10,071	9,982	48.02	38.57	18.08	18.08
	2	626	ACE LTD GRP	8,236	8,237	- 0.95	1.45	14.78	32.86
	3	111	LIBERTY MUT GRP	7,636	7,605	43.00	39.53	13.71	46.57
	4	12	AMERICAN INTL GRP	5,573	5,721	- 16.67	4.44	10.00	56.57
	5	761	ALLIANZ INS GRP	3,648	3,590	16.71	12.83	6.55	63.12
	6	361	MUNICH RE GRP	2,779	2,700	17.69	21.63	4.99	68.11
	7	1285	XL AMER GRP	2,640	2,615	77.18	105.35	4.74	72.84
	8	4670	STARR GRP	2,572	1,891	11.58	19.37	4.62	77.46
	9	984	HCC INS HOLDINGS GRP	2,117	2,055	25.56	30.72	3.80	81.26
	10	150	OLD REPUBLIC GRP	2,064	2,107	- 17.72	- 19.28	3.70	84.96
			**STATE TOTAL **	55,712	55,118	25.08	27.48	100.00	100.00
Oklahoma	1	12	AMERICAN INTL GRP	3,840	4,158	31.09	35.01	22.94	22.94
	2	150	OLD REPUBLIC GRP	1,551	1,546	144.68	179.86	9.26	32.20
	3	1285	XL AMER GRP	1,292	1,174	86.28	100.54	7.72	39.92
	4	984	HCC INS HOLDINGS GRP	1,205	1,254	88.60	97.90	7.20	47.12
	5	31	BERKSHIRE HATHAWAY GRP	1,146	1,075	9.60	10.12	6.85	53.96
	6	4574	CATLIN US INS GRP	1,067	1,024	3.47	6.22	6.38	60.34
	7	761	ALLIANZ INS GRP	858	931	21.29	24.82	5.13	65.47
	8	361	MUNICH RE GRP	855	864	84.91	93.62	5.11	70.58
	9	4670	STARR GRP	709	467	12.57	14.31	4.24	74.81
	10	626	ACE LTD GRP	607	606	- 74.67	- 8.97	3.63	78.44
			**STATE TOTAL **	16,741	16,941	50.28	62.75	100.00	100.00
Oregon	1	12	AMERICAN INTL GRP	6,142	6,361	109.19	129.50	19.43	19.43
	2	761	ALLIANZ INS GRP	4,527	4,340	73.31	80.11	14.32	33.75
	3	4670	STARR GRP	3,830	3,578	25.23	27.65	12.12	45.87
	4	4574	CATLIN US INS GRP	3,001	2,997	48.89	52.32	9.49	55.36
	5	984	HCC INS HOLDINGS GRP	2,852	2,872	8.52	15.35	9.02	64.39
	6	1285	XL AMER GRP	2,171	1,996	41.74	30.98	6.87	71.25
	7	38	CHUBB INC GRP	1,736	1,930	110.05	110.69	5.49	76.74
	8	98	WR BERKLEY CORP GRP	1,186	1,387	110.95	118.84	3.75	80.50
	9	31	BERKSHIRE HATHAWAY GRP	1,166	1,131	34.16	27.31	3.69	84.19
	10	150	OLD REPUBLIC GRP	1,095	1,044	0.82	- 7.88	3.47	87.65
			**STATE TOTAL **	31,610	31,474	58.73	64.26	100.00	100.00
Pennsylvania	1	12	AMERICAN INTL GRP	7,458	7,180	125.34	128.16	21.89	21.89
	2	31	BERKSHIRE HATHAWAY GRP	3,794	3,712	25.47	28.24	11.13	33.02
	3	361	MUNICH RE GRP	2,496	2,444	92.42	96.86	7.33	40.35
	4	4670	STARR GRP	2,294	2,067	128.24	130.05	6.73	47.08
	5	150	OLD REPUBLIC GRP	2,058	2,166	72.78	80.36	6.04	53.12
	6	984	HCC INS HOLDINGS GRP	2,016	1,979	64.20	89.13	5.92	59.04
	7	626	ACE LTD GRP	1,998	1,995	- 4.23	2.53	5.86	64.90
	8	1285	XL AMER GRP	1,737	1,643	- 48.15	- 68.80	5.10	70.00
	9	111	LIBERTY MUT GRP	1,605	1,574	24.60	24.78	4.71	74.71
	10	761	ALLIANZ INS GRP	1,490	1,623	86.75	95.90	4.37	79.09
			**STATE TOTAL **	34,072	33,524	68.88	73.01	100.00	100.00
Rhode Island	1	12	AMERICAN INTL GRP	7,655	8,090	47.02	53.27	48.93	48.93
	2	4670	STARR GRP	4,540	4,543	34.99	42.08	29.02	77.94
	3	4509	IRONSHORE GRP	1,818	1,833	23.43	25.85	11.62	89.57
	4	761	ALLIANZ INS GRP	259	250	586.17	-805.21	1.65	91.22
	5	98	WR BERKLEY CORP GRP	224	233	41.86	41.36	1.43	92.65
	6	4574	CATLIN US INS GRP	222	228	4.42	5.62	1.42	94.07
	7	31	BERKSHIRE HATHAWAY GRP	176	176	72.43	124.21	1.12	95.19
	8	984	HCC INS HOLDINGS GRP	116	117	- 12.15	1.61	0.74	95.93
	9	626	ACE LTD GRP	114	114	16.09	46.01	0.73	96.66
	10	361	MUNICH RE GRP	104	92	- 5.73	26.91	0.66	97.33
			**STATE TOTAL **	15,645	16,114	48.50	33.29	100.00	100.00

PROPERTY AND CASUALTY INSURANCE INDUSTRY
MARKET SHARE REPORT - TOTAL PREMIUM
BY GROUP
22 - AIRCRAFT

May 15, 2014

STATE	Rank	Group/ Company Code	Group/ Company Name	Direct Premiums Written (000)	Direct Premiums Earned (000)	Direct Loss to EP Ratio	Direct Loss & DCC to EP Ratio	Market Share %	Cumulative Market Share %
South Carolina	1	12	AMERICAN INTL GRP	1,458	1,474	67.81	79.44	13.94	13.94
	2	150	OLD REPUBLIC GRP	1,177	1,188	12.17	21.67	11.25	25.19
	3	761	ALLIANZ INS GRP	908	948	1666.35	1793.95	8.68	33.88
	4	984	HCC INS HOLDINGS GRP	837	901	63.67	68.07	8.00	41.88
	5	31	BERKSHIRE HATHAWAY GRP	765	804	82.14	95.46	7.32	49.20
	6	1285	XL AMER GRP	673	600	- 34.43	- 35.05	6.43	55.63
	7	38	CHUBB INC GRP	640	672	10.65	6.96	6.12	61.75
	8	361	MUNICH RE GRP	616	595	- 2.43	- 2.04	5.89	67.64
	9	98	WR BERKLEY CORP GRP	556	740	17.43	18.07	5.32	72.96
	10	4574	CATLIN US INS GRP	555	491	85.15	87.48	5.30	78.26
			STATE TOTAL	10,458	10,571	184.89	201.65	100.00	100.00
South Dakota	1	12	AMERICAN INTL GRP	1,298	1,275	83.88	92.00	20.04	20.04
	2	150	OLD REPUBLIC GRP	941	863	41.09	53.17	14.53	34.57
	3	761	ALLIANZ INS GRP	862	823	- 8.01	- 1.01	13.31	47.88
	4	31	BERKSHIRE HATHAWAY GRP	510	515	18.83	20.82	7.88	55.76
	5	984	HCC INS HOLDINGS GRP	508	469	100.80	113.65	7.85	63.61
	6	626	ACE LTD GRP	463	463	0.22	0.52	7.14	70.75
	7	111	LIBERTY MUT GRP	455	463	27.51	32.82	7.03	77.78
	8	4670	STARR GRP	328	193	176.94	190.26	5.07	82.85
	9	4574	CATLIN US INS GRP	319	335	12.13	15.13	4.93	87.78
	10	1285	XL AMER GRP	173	182	- 58.37	- 64.68	2.68	90.46
			STATE TOTAL	6,475	6,309	47.36	53.98	100.00	100.00
Tennessee	1	12	AMERICAN INTL GRP	7,127	9,648	- 59.19	- 85.59	27.83	27.83
	2	31	BERKSHIRE HATHAWAY GRP	2,352	2,806	- 21.12	- 24.52	9.18	37.01
	3	984	HCC INS HOLDINGS GRP	1,703	1,575	7.33	14.71	6.65	43.66
	4	38	CHUBB INC GRP	1,639	1,729	195.33	196.80	6.40	50.06
	5	150	OLD REPUBLIC GRP	1,434	1,488	66.93	62.74	5.60	55.66
	6	626	ACE LTD GRP	1,256	1,337	16.64	27.79	4.90	60.56
	7	361	MUNICH RE GRP	1,224	1,209	- 13.85	- 12.87	4.78	65.34
	8	761	ALLIANZ INS GRP	1,195	2,928	35.78	44.90	4.66	70.00
	9	111	LIBERTY MUT GRP	1,176	1,171	21.77	21.04	4.66	74.60
	10	1285	XL AMER GRP	1,154	2,054	- 18.29	- 16.10	4.51	79.10
			STATE TOTAL	25,614	34,853	0.19	- 5.74	100.00	100.00
Texas	1	12	AMERICAN INTL GRP	31,419	33,880	51.05	59.12	18.54	18.54
	2	761	ALLIANZ INS GRP	25,204	22,922	46.48	61.11	14.87	33.40
	3	4670	STARR GRP	18,954	15,658	98.47	107.07	11.18	44.59
	4	1285	XL AMER GRP	11,355	11,335	3.52	9.45	6.70	51.29
	5	984	HCC INS HOLDINGS GRP	10,448	9,933	44.97	52.37	6.16	57.45
	6	361	MUNICH RE GRP	8,190	9,350	7.35	9.42	4.83	62.28
	7	38	CHUBB INC GRP	8,181	9,618	36.30	46.67	4.83	67.11
	8	31	BERKSHIRE HATHAWAY GRP	7,280	9,011	- 17.05	- 10.96	4.29	71.40
	9	150	OLD REPUBLIC GRP	6,903	6,669	27.28	30.70	4.07	75.47
	10	98	WR BERKLEY CORP GRP	6,660	7,510	127.08	140.13	3.93	79.40
			STATE TOTAL	169,507	172,342	38.36	50.20	100.00	100.00
Utah	1	12	AMERICAN INTL GRP	4,749	5,824	51.59	59.68	19.01	19.01
	2	761	ALLIANZ INS GRP	2,994	3,534	64.16	69.78	11.99	31.00
	3	4670	STARR GRP	2,506	2,138	117.77	123.20	10.03	41.03
	4	4574	CATLIN US INS GRP	2,247	2,202	90.65	94.08	8.99	50.02
	5	38	CHUBB INC GRP	2,104	1,621	489.30	483.57	8.42	58.44
	6	1285	XL AMER GRP	2,012	2,325	22.65	22.59	8.05	66.50
	7	98	WR BERKLEY CORP GRP	1,033	1,327	94.06	107.75	4.13	70.63
	8	181	SWISS RE GRP	976	871	71.88	75.04	3.91	74.54
	9	31	BERKSHIRE HATHAWAY GRP	878	952	35.50	30.49	3.52	78.05
	10	4509	IRONSHORE GRP	820	849	53.62	54.79	3.28	81.34
			STATE TOTAL	24,982	26,012	92.00	97.48	100.00	100.00

PROPERTY AND CASUALTY INSURANCE INDUSTRY
MARKET SHARE REPORT - TOTAL PREMIUM
BY GROUP
22 - AIRCRAFT

May 15, 2014

STATE	Rank	Group/ Company Code	Group/ Company Name	Direct Premiums Written (000)	Direct Premiums Earned (000)	Direct Loss to EP Ratio	Direct Loss & DCC to EP Ratio	Market Share %	Cumulative Market Share %
Vermont	1	12	AMERICAN INTL GRP	652	789	- 3.70	- 4.43	28.12	28.12
	2	4670	STARR GRP	346	258	22.68	28.16	14.90	43.02
	3	984	HCC INS HOLDINGS GRP	218	215	115.46	137.63	9.41	52.43
	4	93	STATE NATL GRP	210	127	- 7.85	- 5.96	9.06	61.49
	5	98	WR BERKLEY CORP GRP	162	159	- 11.45	- 9.70	6.98	68.47
	6	31	BERKSHIRE HATHAWAY GRP	148	143	330.01	343.04	6.37	74.85
	7	626	ACE LTD GRP	81	90	- 24.53	- 17.03	3.49	78.34
	8	4509	IRONSHORE GRP	79	76	1.31	2.75	3.42	81.76
	9	1285	XL AMER GRP	78	75	215.29	210.40	3.37	85.13
	10	111	LIBERTY MUT GRP	61	65	737.36	770.12	2.64	87.76
			**STATE TOTAL **	2,318	2,451	55.91	60.12	100.00	100.00
Virginia	1	12	AMERICAN INTL GRP	8,916	9,423	65.07	69.06	20.03	20.03
	2	4670	STARR GRP	6,655	6,665	20.21	21.05	14.95	34.98
	3	761	ALLIANZ INS GRP	6,208	4,733	25.75	21.58	13.95	48.93
	4	1285	XL AMER GRP	2,588	2,562	18.53	31.62	5.81	54.74
	5	626	ACE LTD GRP	2,166	2,166	0.57	8.51	4.87	59.61
	6	150	OLD REPUBLIC GRP	2,078	2,084	24.50	22.96	4.67	64.28
	7	98	WR BERKLEY CORP GRP	2,023	2,063	- 0.27	13.93	4.55	68.82
	8	984	HCC INS HOLDINGS GRP	1,914	2,010	- 26.67	- 22.54	4.30	73.12
	9	111	LIBERTY MUT GRP	1,712	1,651	52.56	29.25	3.85	76.97
	10	31	BERKSHIRE HATHAWAY GRP	1,670	1,506	225.13	298.12	3.75	80.72
			**STATE TOTAL **	44,511	43,617	40.75	45.83	100.00	100.00
Washington	1	12	AMERICAN INTL GRP	6,903	7,040	- 25.16	- 20.48	21.09	21.09
	2	984	HCC INS HOLDINGS GRP	2,375	2,364	23.00	26.67	7.26	28.35
	3	4574	CATLIN US INS GRP	2,292	2,144	17.76	20.81	7.00	35.35
	4	31	BERKSHIRE HATHAWAY GRP	2,287	2,192	6.45	20.45	6.99	42.34
	5	38	CHUBB INC GRP	2,287	2,924	37.46	33.57	6.99	49.32
	6	761	ALLIANZ INS GRP	2,053	2,194	67.33	9.96	6.27	55.59
	7	4670	STARR GRP	1,909	1,605	21.40	22.52	5.83	61.42
	8	150	OLD REPUBLIC GRP	1,765	1,776	1.74	- 7.20	5.39	66.82
	9	626	ACE LTD GRP	1,562	1,672	22.10	30.90	4.77	71.59
	10	98	WR BERKLEY CORP GRP	1,535	1,530	12.45	37.52	4.69	76.28
			**STATE TOTAL **	32,732	33,145	23.14	27.97	100.00	100.00
West Virginia	1	12	AMERICAN INTL GRP	573	585	25.80	31.42	19.35	19.35
	2	150	OLD REPUBLIC GRP	494	502	- 22.20	- 30.44	16.68	36.03
	3	761	ALLIANZ INS GRP	344	312	- 20.77	- 22.40	11.61	47.64
	4	38	CHUBB INC GRP	302	339	- 10.01	- 11.65	10.18	57.82
	5	984	HCC INS HOLDINGS GRP	296	310	65.53	70.71	9.98	67.80
	6	4574	CATLIN US INS GRP	195	229	97.64	100.25	6.59	74.39
	7	31	BERKSHIRE HATHAWAY GRP	144	151	33.34	35.48	4.85	79.24
	8	181	SWISS RE GRP	138	132	39.06	47.36	4.65	83.88
	9	626	ACE LTD GRP	112	112	- 16.83	- 5.88	3.78	87.66
	10	111	LIBERTY MUT GRP	100	102	30.97	32.37	3.36	91.02
			**STATE TOTAL **	2,963	3,032	14.39	14.51	100.00	100.00
Wisconsin	1	12	AMERICAN INTL GRP	3,581	3,088	- 46.72	- 49.79	17.33	17.33
	2	761	ALLIANZ INS GRP	2,750	2,341	38.23	61.10	13.31	30.64
	3	984	HCC INS HOLDINGS GRP	1,739	1,740	41.97	49.48	8.42	39.05
	4	31	BERKSHIRE HATHAWAY GRP	1,379	1,388	12.38	14.54	6.67	45.72
	5	796	QBE INS GRP	1,203	1,014	252.38	258.24	5.82	51.55
	6	38	CHUBB INC GRP	1,197	1,434	17.81	19.32	5.79	57.34
	7	361	MUNICH RE GRP	1,189	1,159	28.04	33.82	5.75	63.10
	8	150	OLD REPUBLIC GRP	1,159	1,123	4.97	- 0.04	5.61	68.70
	9	4670	STARR GRP	992	570	- 1.03	1.13	4.80	73.50
	10	1285	XL AMER GRP	774	686	- 97.01	-100.14	3.74	77.25
			**STATE TOTAL **	20,665	19,439	22.31	26.73	100.00	100.00

PROPERTY AND CASUALTY INSURANCE INDUSTRY
MARKET SHARE REPORT - TOTAL PREMIUM
BY GROUP
22 - AIRCRAFT

May 15, 2014

STATE	Rank	Group/ Company Code	Group/ Company Name	Direct Premiums Written (000)	Direct Premiums Earned (000)	Direct Loss to EP Ratio	Direct Loss & DCC to EP Ratio	Market Share %	Cumulative Market Share %
Wyoming	1	12	AMERICAN INTL GRP	957	1,438	31.95	33.09	18.74	18.74
	2	4670	STARR GRP	679	596	37.58	43.23	13.28	32.02
	3	761	ALLIANZ INS GRP	630	704	19.89	19.57	12.32	44.34
	4	984	HCC INS HOLDINGS GRP	450	472	105.45	112.85	8.80	53.14
	5	1285	XL AMER GRP	411	347	62.61	60.88	8.05	61.18
	6	4574	CATLIN US INS GRP	398	442	- 16.55	- 13.34	7.80	68.98
	7	38	CHUBB INC GRP	240	297	- 45.98	- 45.14	4.70	73.68
	8	150	OLD REPUBLIC GRP	218	224	108.99	125.34	4.27	77.95
	9	31	BERKSHIRE HATHAWAY GRP	164	170	- 53.19	- 77.74	3.21	81.16
	10	796	QBE INS GRP	162	107	39.31	41.32	3.18	84.33
			STATE TOTAL	5,110	5,745	26.77	27.39	100.00	100.00
Guam	1	12	AMERICAN INTL GRP	205	212	25.03	28.53	92.41	92.41
	2	1285	XL AMER GRP	17	17	2.47	2.74	7.59	100.00
			STATE TOTAL	222	301	- 8.96	- 5.18	100.00	100.00
Puerto Rico	1	1285	XL AMER GRP	1,028	1,100	7.85	40.31	29.98	29.98
	2	361	MUNICH RE GRP	871	909	- 38.12	- 37.90	25.39	55.36
	3	31	BERKSHIRE HATHAWAY GRP	435	478	- 7.60	- 8.86	12.69	68.05
	4	4670	STARR GRP	301	221	21.41	26.37	8.78	76.83
	5	3098	TOKIO MARINE HOLDINGS INC GRP	190	246	- 16.11	- 6.85	5.54	82.37
	6	4715	MS & AD INS GRP	172	180	- 35.43	- 31.13	5.03	87.40
	7	411	MAPFRE INS GRP	126	36	0.00	0.00	3.67	91.07
	8	626	ACE LTD GRP	118	124	- 33.39	460.59	3.44	94.51
	9	761	ALLIANZ INS GRP	74	74	- 20.98	- 24.68	2.15	96.66
	10	984	HCC INS HOLDINGS GRP	48	112	-155.51	-140.40	1.41	98.07
			STATE TOTAL	3,429	3,546	- 18.20	12.90	100.00	100.00
U.S. Virgin Islands	1	1285	XL AMER GRP	308	330	- 23.32	- 86.09	30.81	30.81
	2	181	SWISS RE GRP	197	198	0.00	0.00	19.75	50.56
	3	98	WR BERKLEY CORP GRP	184	223	18.87	34.60	18.44	69.00
	4	4574	CATLIN US INS GRP	137	87	0.00	0.00	13.75	82.74
	5	761	ALLIANZ INS GRP	66	37	- 12.29	- 13.28	6.59	89.33
	6	31	BERKSHIRE HATHAWAY GRP	58	34	94.73	109.64	5.83	95.16
	7	4509	IRONSHORE GRP	46	52	6.93	7.70	4.57	99.73
	8	4131	PRIME HOLDINGS INS GRP	5	5	0.00	0.00	0.46	100.00
			STATE TOTAL	999	976	- 6.55	- 16.26	100.00	100.00
Northern Mariana Islands	1	4509	IRONSHORE GRP	42	21	19.63	21.81	100.00	100.00
			STATE TOTAL	42	21	19.63	21.81	100.00	100.00
Canada	1	761	ALLIANZ INS GRP	42,475	46,770	50.60	53.88	49.60	49.60
	2	181	SWISS RE GRP	22,448	22,084	45.43	47.17	26.21	75.82
	3	31	BERKSHIRE HATHAWAY GRP	12,458	14,253	14.66	17.74	14.55	90.37
	4	4509	IRONSHORE GRP	4,027	966	39.94	40.01	4.70	95.07
	5	4670	STARR GRP	3,144	3,462	4.67	4.67	3.67	98.74
	6	98	WR BERKLEY CORP GRP	625	548	- 3.51	- 2.27	0.73	99.47
	7	111	LIBERTY MUT GRP	423	821	27.27	36.78	0.49	99.96
	8	922	AMERICAN ASSETS GRP	32	32	108.21	108.21	0.04	100.00
			STATE TOTAL	85,631	88,962	38.33	41.06	100.00	100.00

**PROPERTY AND CASUALTY INSURANCE INDUSTRY
MARKET SHARE REPORT - TOTAL PREMIUM
BY GROUP
22 - AIRCRAFT**

May 15, 2014

STATE	Rank	Group/ Company Code	Group/ Company Name	Direct Premiums Written (000)	Direct Premiums Earned (000)	Direct Loss to EP Ratio	Direct Loss & DCC to EP Ratio	Market Share %	Cumulative Market Share %
Aggregate Other Alien	1	4670	STARR GRP	39,028	42,271	78.05	78.12	40.91	40.91
	2	4509	IRONSHORE GRP	27,725	25,207	103.99	109.11	29.06	69.97
	3	12	AMERICAN INTL GRP	14,559	17,824	33.40	201.56	15.26	85.23
	4	3483	PARTNERRE GRP	8,743	10,872	102.94	102.94	9.16	94.39
	5	984	HCC INS HOLDINGS GRP	6,431	6,000	- 15.77	- 1.67	6.74	100.00
	6	761	ALLIANZ INS GRP	1,748	1,295	3.71	0.26	1.83	100.00
	7	1285	XL AMER GRP	1,039	911	- 7.33	- 24.87	1.09	100.00
	8	922	AMERICAN ASSETS GRP	982	982	108.21	108.21	1.03	100.00
	9	38	CHUBB INC GRP	677	586	-158.66	-186.78	0.71	100.00
	10	510	NAVIGATORS GRP	294	269	-353.29	-366.90	0.31	100.00
			STATE TOTAL	95,405	99,232	74.43	106.00	100.00	100.00

23—Fidelity

PROPERTY AND CASUALTY INSURANCE INDUSTRY
MARKET SHARE REPORT - TOTAL PREMIUM
BY GROUP
23 - FIDELITY

May 15, 2014

STATE	Rank	Group/ Company Code	Group/ Company Name	Direct Premiums Written (000)	Direct Premiums Earned (000)	Direct Loss to EP Ratio	Direct Loss & DCC to EP Ratio	Market Share %	Cumulative Market Share %
Countrywide	1	38	CHUBB INC GRP	247,599	244,916	66.00	66.83	20.58	20.58
	2	3548	TRAVELERS GRP	195,485	194,145	41.77	38.89	16.25	36.83
	3	12	AMERICAN INTL GRP	123,109	124,456	32.92	32.16	10.23	47.06
	4	84	AMERICAN FINANCIAL GRP	88,436	85,974	29.52	31.74	7.35	54.41
	5	306	CUNA MUT GRP	80,368	81,997	60.12	60.15	6.68	61.09
	6	218	CNA INS GRP	72,205	70,557	16.29	23.43	6.00	67.09
	7	212	ZURICH INS GRP	65,154	70,520	60.21	63.89	5.42	72.51
	8	91	HARTFORD FIRE & CAS GRP	48,659	48,626	26.51	35.89	4.04	76.55
	9	98	WR BERKLEY CORP GRP	28,525	23,045	29.91	27.68	2.37	78.92
	10	111	LIBERTY MUT GRP	28,045	26,443	23.09	27.88	2.33	81.25
	11	626	ACE LTD GRP	24,243	23,969	30.29	34.42	2.01	83.27
	12	1120	EVEREST REINS HOLDINGS GRP	19,351	17,731	84.30	99.08	1.61	84.88
	13	3416	AXIS CAPITAL GRP	15,260	14,497	23.52	28.46	1.27	86.14
	14	88	THE HANOVER INS GRP	11,139	9,358	39.85	45.29	0.93	87.07
	15	984	HCC INS HOLDINGS GRP	10,529	10,427	77.87	81.78	0.88	87.94
	16	11268	ICI MUT INS CO RRG	9,872	9,826	11.49	12.62	0.82	88.77
	17	7	FEDERATED MUT GRP	8,674	8,121	19.88	20.35	0.72	89.49
	18	3098	TOKIO MARINE HOLDINGS INC GRP	8,312	8,164	23.58	23.37	0.69	90.18
	19	244	CINCINNATI FIN GRP	7,320	7,654	122.71	128.98	0.61	90.79
	20	783	RLI INS GRP	6,566	6,402	0.11	2.35	0.55	91.33
	21	10758	COLONIAL SURETY CO	5,991	5,199	7.84	9.81	0.50	91.83
	22	2538	AMTRUST NGH GRP	5,449	3,883	27.86	48.97	0.45	92.28
	23	242	SELECTIVE INS GRP	5,394	5,261	11.16	11.80	0.45	92.73
	24	176	STATE FARM GRP	5,250	5,139	6.97	8.39	0.44	93.17
	25	1279	ARCH INS GRP	4,732	4,892	46.73	57.38	0.39	93.56
	26	158	FAIRFAX FIN GRP	4,525	3,982	30.13	34.72	0.38	93.94
	27	62	EMC INS CO GRP	4,462	4,271	- 0.94	- 0.29	0.37	94.31
	28	280	AUTO OWNERS GRP	4,236	4,075	84.31	86.21	0.35	94.66
	29	150	OLD REPUBLIC GRP	3,947	3,810	6.88	5.82	0.33	94.99
	30	1285	XL AMER GRP	3,852	4,139	42.02	44.08	0.32	95.31
	31	37540	BEAZLEY INS CO INC	3,782	2,690	32.66	60.23	0.31	95.62
	32	31	BERKSHIRE HATHAWAY GRP	3,765	3,852	110.61	110.61	0.31	95.93
	33	169	SENTRY INS GRP	3,707	3,570	65.49	73.25	0.31	96.24
	34	30805	FARM CREDIT SYSTEM ASSN CAPTIVE INS	3,585	3,585	117.22	114.43	0.30	96.54
	35	3526	COOPERATIVA DE SEGUROS MULTIPLES GRP	3,545	3,645	45.20	50.51	0.29	96.84
	36	1129	WHITE MOUNTAINS GRP	3,465	2,919	32.86	33.02	0.29	97.12
	37	140	NATIONWIDE CORP GRP	3,115	2,902	24.15	24.65	0.26	97.38
	38	228	WESTFIELD GRP	2,879	2,806	11.59	17.92	0.24	97.62
	39	3239	ALLIED WORLD ASSUR HOLDING GRP	2,843	2,821	33.29	41.50	0.24	97.86
	40	4670	STARR GRP	2,511	2,799	37.87	47.55	0.21	98.07
	41	15350	WEST BEND MUT INS CO	1,933	1,775	11.67	15.26	0.16	98.23
	42	256	PROSIGHT GRP	1,728	307	18.84	27.10	0.14	98.37
	43	175	STATE AUTO MUT GRP	1,659	1,681	47.59	51.25	0.14	98.51
	44	311	MAIN STREET AMER GRP	1,321	1,409	43.59	45.70	0.11	98.62
	45	11409	QUEEN CITY ASSUR INC	1,300	1,300	0.00	0.00	0.11	98.73
	46	14184	ACUITY A MUT INS CO	1,061	1,030	31.35	32.80	0.09	98.81
	47	69	FARMERS INS GRP	1,039	1,002	25.73	29.29	0.09	98.90
	48	501	ALLEGHANY GRP	1,017	1,090	49.01	63.54	0.08	98.99
	49	473	AMERICAN FAMILY INS GRP	1,005	906	7.79	9.86	0.08	99.07
	50	213	ERIE INS GRP	989	967	9.02	9.46	0.08	99.15
	51	3362	FIRST ACCEPTANCE INS GRP	987	991	54.77	59.57	0.08	99.23
	52	796	QBE INS GRP	911	978	9.49	8.01	0.08	99.31
	53	291	MOTORISTS MUT GRP	908	854	37.70	37.25	0.08	99.38
	54	11118	FEDERATED RURAL ELECTRIC INS EXCH	697	696	126.97	122.97	0.06	99.44
	55	4381	HOUSTON INTL INS GRP	684	192	67.02	79.08	0.06	99.50
	56	3593	USIC GRP	624	607	0.00	0.00	0.05	99.55
	57	271	PENNSYLVANIA NATL INS GRP	479	518	- 1.36	- 1.36	0.04	99.59
	58	153	PEKIN INS GRP	457	465	58.58	59.56	0.04	99.63
	59	474	FCCI MUT INS GRP	338	334	8.42	- 10.77	0.03	99.66
	60	246	PENNSYLVANIA LUMBERMENS GRP	336	326	17.25	22.68	0.03	99.68
	61	361	MUNICH RE GRP	319	301	6.87	6.03	0.03	99.71
	62	32727	UNDERWRITERS AT LLOYDS	288	247	67.08	67.08	0.02	99.74
	63	124	AMERISURE CO GRP	272	246	55.23	61.87	0.02	99.76
	64	15792	UNDERWRITERS AT LLOYDS LONDON	266	240	217.50	252.37	0.02	99.78

PROPERTY AND CASUALTY INSURANCE INDUSTRY
MARKET SHARE REPORT - TOTAL PREMIUM
BY GROUP
23 - FIDELITY

May 15, 2014

STATE	Rank	Group/ Company Code	Group/ Company Name	Direct Premiums Written (000)	Direct Premiums Earned (000)	Direct Loss to EP Ratio	Direct Loss & DCC to EP Ratio	Market Share %	Cumulative Market Share %
Countrywide	65	3488	J A PATTERSON GRP	259	571	- 1.73	- 2.90	0.02	99.80
	66	3703	TOWER GRP	248	304	41.88	49.27	0.02	99.82
	67	457	ARGONAUT GRP	240	210	0.00	1.30	0.02	99.84
	68	3479	MERCHANTS BONDING CO GRP	196	145	4.94	11.26	0.02	99.86
	69	20690	NEW YORK MUNICIPAL INS RECIP	164	121	0.00	0.00	0.01	99.87
	70	4705	AIA HOLDINGS INC GRP	150	132	0.36	0.44	0.01	99.88
	71	411	MAPFRE INS GRP	125	137	62.67	62.67	0.01	99.89
	72	3991	IMT MUT HOLDING GRP	100	98	12.19	14.23	0.01	99.90
	73	201	UTICA GRP	98	222	-201.54	-347.00	0.01	99.91
	74	248	UNITED FIRE & CAS GRP	93	96	52.27	52.24	0.01	99.92
	75	38733	ALASKA NATL INS CO	85	87	196.23	234.49	0.01	99.93
	76	3219	NKSJ HOLDINGS INC GRP	71	78	- 13.30	- 12.58	0.01	99.93
	77	214	ALLIANCE INS GRP	67	75	0.00	0.00	0.01	99.94
	78	23	BCS INS GRP	65	65	- 47.78	- 52.84	0.01	99.94
	79	761	ALLIANZ INS GRP	58	58	- 27.39	- 34.95	0.00	99.95
	80	12633	CENTURY INS CO GU LTD	49	52	23.64	25.59	0.00	99.95
	81	28550	HOUSING & REDEVELOPMENT INS EXCH	46	44	- 2.04	- 2.04	0.00	99.96
	82	10499	COREPOINTE INS CO	42	60	75.44	75.44	0.00	99.96
	83	96	SECURA INS GRP	39	37	- 10.35	- 10.35	0.00	99.96
	84	36	CENTRAL MUT INS CO GRP	38	36	0.00	0.00	0.00	99.97
	85	8	ALLSTATE INS GRP	37	146	- 4.09	- 5.39	0.00	99.97
	86	13660	TRANSIT GENERAL INS CO	32	32	0.00	0.00	0.00	99.97
	87	791	MOUNTAIN STATES INS CO GRP	29	37	0.00	0.00	0.00	99.97
	88	199	UNIVERSAL SURETY GRP	28	29	15.05	15.05	0.00	99.98
	89	106	ISLAND INS CO GRP	25	24	0.00	0.00	0.00	99.98
	90	12866	T H E INS CO	24	24	3.09	3.39	0.00	99.98
	91	3279	INSURORS IND GRP	24	19	0.83	0.83	0.00	99.98
	92	10972	FIRST NET INS CO	23	28	5.14	7.38	0.00	99.98
	93	1309	FRANKENMUTH GRP	21	21	117.83	117.82	0.00	99.99
	94	748	MEADOWBROOK INS GRP	19	18	12.02	13.16	0.00	99.99
	95	26379	ACCREDITED SURETY & CAS CO INC	15	15	- 49.71	- 20.03	0.00	99.99
	96	4779	JK GRP	15	14	2.80	4.91	0.00	99.99
	97	16748	AFFINITY MUT INS CO	14	13	0.00	0.00	0.00	99.99
	98	645	OREGON MUT GRP	14	11	41.89	41.89	0.00	99.99
	99	561	GEORGIA FARM BUREAU GRP	13	14	- 2.22	- 2.22	0.00	99.99
	100	807	COLUMBIA INS GRP	13	12	0.00	0.00	0.00	99.99
	101	309	WESTERN NATL MUT GRP	13	4	0.00	0.00	0.00	100.00
	102	36650	GUARANTEE CO OF N AMER USA	12	12	0.00	0.00	0.00	100.00
	103	93	STATE NATL GRP	11	8	38.86	38.86	0.00	100.00
	104	842	FARM BUREAU GRP	8	8	0.00	0.00	0.00	100.00
	105	10308	ANTILLES INS CO	7	5	0.00	0.00	0.00	100.00
	106	4715	MS & AD INS GRP	7	6	0.00	0.00	0.00	100.00
	107	660	MERCURY GEN GRP	5	5	0.00	0.00	0.00	100.00
	108	4507	BUILDERS GRP	4	4	0.00	0.00	0.00	100.00
	109	31658	ISLAND HOME INS CO	3	3	30.00	30.00	0.00	100.00
	110	155	PROGRESSIVE GRP	3	630	219.35	573.69	0.00	100.00
	111	4702	SPARTA GRP	2	4	24.76	21.17	0.00	100.00
	112	18767	CHURCH MUT INS CO	1	1	0.00	0.00	0.00	100.00
	113	3478	HALLMARK FIN SERV GRP	1	1	70.12	70.53	0.00	100.00
	114	483	SOUTHERN FARM BUREAU CAS GRP	1	1	0.00	0.00	0.00	100.00
	115	71	UNIVERSAL INS CO GRP	1	1	0.00	0.00	0.00	100.00
	116	12965	BONDEX INS CO	0	0	0.00	0.00	0.00	100.00
	117	447	HARFORD GRP	0	13	- 17.23	0.34	0.00	100.00
	118	514	MISSOURI FARM BUREAU GRP	0	0	0.00	0.00	0.00	100.00
	119	4747	WRM AMER GRP	0	11	26.51	26.51	0.00	100.00
			**INDUSTRY TOTAL **	1,203,152	1,185,536	44.22	46.11	100.00	100.00

PROPERTY AND CASUALTY INSURANCE INDUSTRY
MARKET SHARE REPORT - TOTAL PREMIUM
BY GROUP
23 - FIDELITY

May 15, 2014

STATE	Rank	Group/ Company Code	Group/ Company Name	Direct Premiums Written (000)	Direct Premiums Earned (000)	Direct Loss to EP Ratio	Direct Loss & DCC to EP Ratio	Market Share %	Cumulative Market Share %
Alabama	1	38	CHUBB INC GRP	2,283	2,215	1480.52	1516.59	17.23	17.23
	2	3548	TRAVELERS GRP	2,054	2,335	- 13.75	- 8.70	15.50	32.73
	3	306	CUNA MUT GRP	1,985	1,985	100.21	100.30	14.98	47.71
	4	218	CNA INS GRP	1,028	1,051	20.75	28.18	7.76	55.47
	5	212	ZURICH INS GRP	958	976	152.27	153.83	7.23	62.70
	6	12	AMERICAN INTL GRP	650	617	- 8.66	- 10.11	4.90	67.60
	7	84	AMERICAN FINANCIAL GRP	572	565	2.03	0.46	4.32	71.92
	8	91	HARTFORD FIRE & CAS GRP	376	376	68.32	70.32	2.84	74.76
	9	98	WR BERKLEY CORP GRP	276	179	2.81	0.14	2.08	76.84
	10	2538	AMTRUST NGH GRP	275	125	27.31	55.84	2.08	78.91
			**STATE TOTAL **	13,252	13,024	288.72	297.76	100.00	100.00
Alaska	1	38	CHUBB INC GRP	280	271	- 9.35	- 10.04	12.84	12.84
	2	3548	TRAVELERS GRP	270	198	- 20.50	- 22.18	12.41	25.25
	3	306	CUNA MUT GRP	249	248	50.97	50.97	11.45	36.70
	4	12	AMERICAN INTL GRP	237	229	- 7.99	- 8.13	10.86	47.56
	5	218	CNA INS GRP	199	189	9.99	17.32	9.16	56.72
	6	176	STATE FARM GRP	191	175	0.00	0.00	8.75	65.48
	7	91	HARTFORD FIRE & CAS GRP	184	199	- 3.96	- 0.17	8.43	73.91
	8	1129	WHITE MOUNTAINS GRP	134	73	36.16	36.65	6.17	80.08
	9	84	AMERICAN FINANCIAL GRP	105	110	34.97	40.49	4.84	84.92
	10	212	ZURICH INS GRP	83	159	111.94	112.78	3.81	88.73
			**STATE TOTAL **	2,178	2,109	15.71	17.43	100.00	100.00
Arizona	1	38	CHUBB INC GRP	2,107	2,028	76.36	77.18	17.48	17.48
	2	3548	TRAVELERS GRP	1,687	1,691	1.96	- 0.55	13.99	31.47
	3	84	AMERICAN FINANCIAL GRP	1,287	1,088	2.39	16.90	10.67	42.15
	4	98	WR BERKLEY CORP GRP	976	605	41.84	35.38	8.09	50.24
	5	306	CUNA MUT GRP	789	780	- 87.30	- 87.47	6.54	56.78
	6	626	ACE LTD GRP	725	715	1.81	7.64	6.01	62.80
	7	12	AMERICAN INTL GRP	681	756	46.59	47.99	5.65	68.44
	8	218	CNA INS GRP	634	669	92.53	103.21	5.26	73.70
	9	91	HARTFORD FIRE & CAS GRP	606	622	66.92	116.77	5.03	78.73
	10	212	ZURICH INS GRP	395	553	38.89	22.95	3.28	82.01
			**STATE TOTAL **	12,055	11,421	26.68	30.81	100.00	100.00
Arkansas	1	12	AMERICAN INTL GRP	4,484	5,762	2.61	2.68	36.13	36.13
	2	3548	TRAVELERS GRP	2,033	2,142	198.37	195.00	16.38	52.50
	3	38	CHUBB INC GRP	1,150	1,128	74.85	75.42	9.27	61.77
	4	218	CNA INS GRP	1,024	929	- 39.29	- 38.12	8.25	70.02
	5	84	AMERICAN FINANCIAL GRP	951	470	- 3.42	- 6.83	7.66	77.68
	6	306	CUNA MUT GRP	586	577	22.55	22.55	4.72	82.40
	7	212	ZURICH INS GRP	371	424	- 22.74	- 21.78	2.99	85.39
	8	1120	EVEREST REINS HOLDINGS GRP	249	140	50.95	66.18	2.01	87.40
	9	626	ACE LTD GRP	234	259	- 2.41	1.12	1.88	89.28
	10	98	WR BERKLEY CORP GRP	227	200	113.81	116.14	1.83	91.11
			**STATE TOTAL **	12,411	13,127	41.77	41.75	100.00	100.00
California	1	38	CHUBB INC GRP	28,640	28,080	52.21	52.43	24.67	24.67
	2	3548	TRAVELERS GRP	13,805	13,962	25.74	21.47	11.89	36.56
	3	12	AMERICAN INTL GRP	12,638	12,227	17.07	14.20	10.89	47.45
	4	84	AMERICAN FINANCIAL GRP	9,044	8,716	38.79	36.08	7.79	55.24
	5	306	CUNA MUT GRP	8,066	8,408	84.55	84.65	6.95	62.18
	6	91	HARTFORD FIRE & CAS GRP	6,623	6,635	21.88	50.15	5.70	67.89
	7	212	ZURICH INS GRP	6,257	7,523	65.88	70.31	5.39	73.28
	8	218	CNA INS GRP	6,100	6,048	43.24	52.74	5.25	78.53
	9	98	WR BERKLEY CORP GRP	2,717	2,072	12.83	13.99	2.34	80.87
	10	626	ACE LTD GRP	2,583	2,442	11.62	17.57	2.23	83.10
			**STATE TOTAL **	116,094	115,062	40.04	42.60	100.00	100.00

PROPERTY AND CASUALTY INSURANCE INDUSTRY
MARKET SHARE REPORT - TOTAL PREMIUM
BY GROUP
23 - FIDELITY

May 15, 2014

STATE	Rank	Group/ Company Code	Group/ Company Name	Direct Premiums Written (000)	Direct Premiums Earned (000)	Direct Loss to EP Ratio	Direct Loss & DCC to EP Ratio	Market Share %	Cumulative Market Share %
Colorado	1	3548	TRAVELERS GRP	4,137	4,053	5.09	2.76	19.15	19.15
	2	30805	FARM CREDIT SYSTEM ASSN CAPTIVE INS	3,585	3,585	117.22	114.43	16.60	35.75
	3	38	CHUBB INC GRP	3,307	3,198	14.01	14.94	15.31	51.06
	4	12	AMERICAN INTL GRP	1,747	1,660	- 49.50	- 51.09	8.09	59.15
	5	218	CNA INS GRP	1,427	1,322	48.74	52.92	6.60	65.75
	6	306	CUNA MUT GRP	1,071	1,068	- 67.24	- 67.35	4.96	70.71
	7	84	AMERICAN FINANCIAL GRP	856	792	- 8.74	- 14.26	3.96	74.68
	8	212	ZURICH INS GRP	735	848	73.06	76.20	3.40	78.08
	9	91	HARTFORD FIRE & CAS GRP	727	725	- 6.02	- 4.21	3.36	81.44
	10	98	WR BERKLEY CORP GRP	699	591	68.12	69.62	3.24	84.68
			STATE TOTAL	21,601	21,090	29.25	29.02	100.00	100.00
Connecticut	1	38	CHUBB INC GRP	6,658	6,435	12.65	12.25	25.58	25.58
	2	3548	TRAVELERS GRP	4,922	4,723	53.85	53.15	18.91	44.49
	3	12	AMERICAN INTL GRP	3,060	3,619	- 13.47	- 15.17	11.76	56.25
	4	84	AMERICAN FINANCIAL GRP	3,012	2,877	1.09	6.19	11.57	67.82
	5	91	HARTFORD FIRE & CAS GRP	1,505	1,493	24.68	26.79	5.78	73.60
	6	212	ZURICH INS GRP	1,166	1,474	- 8.00	- 4.93	4.48	78.08
	7	218	CNA INS GRP	1,027	1,075	2.51	6.69	3.94	82.03
	8	306	CUNA MUT GRP	816	855	30.98	30.98	3.13	85.16
	9	98	WR BERKLEY CORP GRP	791	774	36.99	35.73	3.04	88.20
	10	626	ACE LTD GRP	620	732	349.70	353.21	2.38	90.58
			STATE TOTAL	26,027	26,377	27.57	28.48	100.00	100.00
Delaware	1	38	CHUBB INC GRP	546	566	3.64	4.25	16.46	16.46
	2	3548	TRAVELERS GRP	526	496	- 50.85	- 58.61	15.87	32.34
	3	84	AMERICAN FINANCIAL GRP	379	296	27.21	29.72	11.43	43.77
	4	306	CUNA MUT GRP	299	308	117.91	118.03	9.01	52.78
	5	212	ZURICH INS GRP	282	251	14.11	15.32	8.49	61.27
	6	218	CNA INS GRP	274	205	31.93	37.47	8.27	69.54
	7	12	AMERICAN INTL GRP	240	310	- 40.60	- 46.26	7.25	76.79
	8	1120	EVEREST REINS HOLDINGS GRP	172	110	56.23	64.56	5.18	81.96
	9	91	HARTFORD FIRE & CAS GRP	129	146	- 9.09	- 11.99	3.90	85.86
	10	242	SELECTIVE INS GRP	81	73	- 29.60	- 29.67	2.43	88.29
			STATE TOTAL	3,316	3,566	5.05	4.97	100.00	100.00
District Of Columbia	1	212	ZURICH INS GRP	3,304	3,333	12.03	10.95	23.70	23.70
	2	3548	TRAVELERS GRP	2,531	2,378	146.75	140.96	18.16	41.86
	3	38	CHUBB INC GRP	2,436	2,338	15.52	16.05	17.47	59.33
	4	12	AMERICAN INTL GRP	1,357	1,368	117.84	120.92	9.73	69.07
	5	218	CNA INS GRP	751	707	- 10.55	- 3.25	5.39	74.46
	6	84	AMERICAN FINANCIAL GRP	721	839	- 1.77	- 3.62	5.17	79.63
	7	306	CUNA MUT GRP	686	700	135.93	135.99	4.92	84.55
	8	3416	AXIS CAPITAL GRP	491	489	22.14	27.25	3.52	88.07
	9	1120	EVEREST REINS HOLDINGS GRP	401	377	20.39	27.72	2.88	90.95
	10	91	HARTFORD FIRE & CAS GRP	309	303	46.57	49.67	2.22	93.17
			STATE TOTAL	13,938	13,755	53.38	54.13	100.00	100.00
Florida	1	3548	TRAVELERS GRP	11,844	11,185	29.88	28.34	19.78	19.78
	2	38	CHUBB INC GRP	9,551	9,515	126.14	134.68	15.95	35.73
	3	12	AMERICAN INTL GRP	5,019	6,219	94.07	91.59	8.38	44.12
	4	218	CNA INS GRP	4,660	4,247	30.33	37.35	7.78	51.90
	5	212	ZURICH INS GRP	4,531	4,484	216.23	230.24	7.57	59.47
	6	84	AMERICAN FINANCIAL GRP	4,080	3,892	12.92	15.69	6.81	66.28
	7	306	CUNA MUT GRP	3,444	3,614	74.78	74.83	5.75	72.03
	8	91	HARTFORD FIRE & CAS GRP	3,400	3,439	64.06	75.45	5.68	77.71
	9	111	LIBERTY MUT GRP	2,866	2,634	24.96	22.69	4.79	82.50
	10	88	THE HANOVER INS GRP	1,440	1,148	15.84	16.39	2.41	84.90
			STATE TOTAL	59,875	58,716	71.10	76.79	100.00	100.00

PROPERTY AND CASUALTY INSURANCE INDUSTRY
MARKET SHARE REPORT - TOTAL PREMIUM
BY GROUP
23 - FIDELITY

May 15, 2014

STATE	Rank	Group/ Company Code	Group/ Company Name	Direct Premiums Written (000)	Direct Premiums Earned (000)	Direct Loss to EP Ratio	Direct Loss & DCC to EP Ratio	Market Share %	Cumulative Market Share %
Georgia	1	38	CHUBB INC GRP	7,646	7,463	148.05	152.87	23.27	23.27
	2	3548	TRAVELERS GRP	5,342	5,281	145.09	141.81	16.26	39.54
	3	12	AMERICAN INTL GRP	4,740	4,813	58.31	59.09	14.43	53.96
	4	218	CNA INS GRP	2,214	2,210	- 2.07	4.60	6.74	60.70
	5	84	AMERICAN FINANCIAL GRP	1,606	1,556	7.72	6.97	4.89	65.59
	6	91	HARTFORD FIRE & CAS GRP	1,585	1,548	49.68	57.38	4.83	70.42
	7	306	CUNA MUT GRP	1,553	1,546	199.11	199.28	4.73	75.15
	8	212	ZURICH INS GRP	1,104	1,262	23.11	24.27	3.36	78.51
	9	626	ACE LTD GRP	722	674	29.94	33.17	2.20	80.71
	10	88	THE HANOVER INS GRP	513	479	67.84	74.12	1.56	82.27
			**STATE TOTAL **	32,852	32,106	95.46	98.32	100.00	100.00
Hawaii	1	306	CUNA MUT GRP	1,142	1,136	119.69	119.71	23.50	23.50
	2	12	AMERICAN INTL GRP	883	918	36.11	35.66	18.16	41.66
	3	84	AMERICAN FINANCIAL GRP	636	497	3.55	2.65	13.09	54.75
	4	3548	TRAVELERS GRP	463	456	- 14.43	- 17.60	9.53	64.28
	5	218	CNA INS GRP	422	434	45.11	53.32	8.69	72.97
	6	38	CHUBB INC GRP	336	357	28.47	29.66	6.92	79.89
	7	3098	TOKIO MARINE HOLDINGS INC GRP	231	242	- 25.84	- 29.03	4.74	84.63
	8	212	ZURICH INS GRP	181	238	2.49	3.03	3.72	88.36
	9	626	ACE LTD GRP	162	98	5.89	10.62	3.33	91.69
	10	176	STATE FARM GRP	108	111	- 0.54	- 0.54	2.22	93.90
			**STATE TOTAL **	4,860	4,773	40.12	40.43	100.00	100.00
Idaho	1	3548	TRAVELERS GRP	681	589	29.01	44.14	22.61	22.61
	2	306	CUNA MUT GRP	576	577	-179.32	-179.60	19.13	41.74
	3	38	CHUBB INC GRP	283	257	186.85	186.98	9.39	51.13
	4	218	CNA INS GRP	265	263	33.31	33.96	8.82	59.95
	5	212	ZURICH INS GRP	208	286	19.99	- 40.63	6.90	66.84
	6	12	AMERICAN INTL GRP	137	119	402.00	412.69	4.56	71.41
	7	98	WR BERKLEY CORP GRP	135	87	9.59	0.83	4.47	75.87
	8	84	AMERICAN FINANCIAL GRP	124	115	- 0.63	- 3.72	4.13	80.01
	9	1120	EVEREST REINS HOLDINGS GRP	116	40	68.87	84.01	3.85	83.86
	10	7	FEDERATED MUT GRP	77	67	- 0.67	- 0.61	2.55	86.41
			**STATE TOTAL **	3,011	2,738	16.62	20.35	100.00	100.00
Illinois	1	38	CHUBB INC GRP	16,307	16,306	86.42	86.37	26.18	26.18
	2	3548	TRAVELERS GRP	9,783	9,355	40.53	37.96	15.71	41.89
	3	12	AMERICAN INTL GRP	6,113	6,284	55.63	55.04	9.81	51.70
	4	84	AMERICAN FINANCIAL GRP	4,472	4,227	104.37	104.22	7.18	58.88
	5	218	CNA INS GRP	3,416	3,352	31.54	39.07	5.48	64.37
	6	306	CUNA MUT GRP	2,979	2,851	98.52	98.50	4.78	69.15
	7	212	ZURICH INS GRP	2,813	2,854	- 1.60	1.42	4.52	73.67
	8	91	HARTFORD FIRE & CAS GRP	2,546	2,611	14.98	20.86	4.09	77.75
	9	98	WR BERKLEY CORP GRP	1,398	1,186	- 9.06	- 11.46	2.24	80.00
	10	111	LIBERTY MUT GRP	1,240	1,159	- 11.21	- 10.53	1.99	81.99
			**STATE TOTAL **	62,287	60,413	57.69	60.12	100.00	100.00
Indiana	1	3548	TRAVELERS GRP	3,444	3,404	49.57	51.27	20.41	20.41
	2	38	CHUBB INC GRP	3,391	3,344	17.26	17.33	20.10	40.51
	3	306	CUNA MUT GRP	1,337	1,338	158.99	159.08	7.92	48.44
	4	12	AMERICAN INTL GRP	1,299	1,227	9.84	7.59	7.70	56.14
	5	218	CNA INS GRP	1,133	1,143	49.00	55.67	6.71	62.85
	6	212	ZURICH INS GRP	954	1,091	320.37	369.89	5.65	68.50
	7	244	CINCINNATI FIN GRP	510	574	- 68.18	- 62.64	3.02	71.53
	8	98	WR BERKLEY CORP GRP	490	744	38.06	29.77	2.90	74.43
	9	84	AMERICAN FINANCIAL GRP	341	417	159.82	298.88	2.02	76.45
	10	111	LIBERTY MUT GRP	334	308	- 23.43	- 26.19	1.98	78.43
			**STATE TOTAL **	16,872	17,008	70.07	80.00	100.00	100.00

PROPERTY AND CASUALTY INSURANCE INDUSTRY
MARKET SHARE REPORT - TOTAL PREMIUM
BY GROUP
23 - FIDELITY

May 15, 2014

STATE	Rank	Group/ Company Code	Group/ Company Name	Direct Premiums Written (000)	Direct Premiums Earned (000)	Direct Loss to EP Ratio	Direct Loss & DCC to EP Ratio	Market Share %	Cumulative Market Share %
Iowa	1	3548	TRAVELERS GRP	2,280	2,408	4.09	2.21	19.17	19.17
	2	38	CHUBB INC GRP	1,813	1,825	36.78	37.83	15.24	34.41
	3	12	AMERICAN INTL GRP	1,075	3,815	61.02	62.02	9.04	43.45
	4	62	EMC INS CO GRP	918	860	- 64.82	- 59.41	7.72	51.17
	5	306	CUNA MUT GRP	785	822	11.60	11.52	6.60	57.77
	6	1120	EVEREST REINS HOLDINGS GRP	481	436	115.34	133.09	4.05	61.81
	7	212	ZURICH INS GRP	404	452	10.05	11.47	3.40	65.21
	8	158	FAIRFAX FIN GRP	392	189	48.96	51.14	3.29	68.51
	9	2538	AMTRUST NGH GRP	381	249	27.35	39.59	3.21	71.72
	10	84	AMERICAN FINANCIAL GRP	327	326	3.37	2.98	2.75	74.46
			**STATE TOTAL **	11,893	14,315	26.57	28.03	100.00	100.00
Kansas	1	3548	TRAVELERS GRP	1,753	1,762	37.75	34.78	14.88	14.88
	2	38	CHUBB INC GRP	1,630	1,436	53.31	54.24	13.84	28.72
	3	212	ZURICH INS GRP	1,100	946	90.77	91.97	9.34	38.06
	4	31	BERKSHIRE HATHAWAY GRP	1,055	1,055	355.81	355.81	8.96	47.01
	5	12	AMERICAN INTL GRP	907	889	715.70	720.21	7.70	54.71
	6	306	CUNA MUT GRP	887	889	2.71	2.65	7.53	62.25
	7	218	CNA INS GRP	864	858	26.94	30.81	7.33	69.58
	8	91	HARTFORD FIRE & CAS GRP	641	668	- 2.68	0.69	5.44	75.02
	9	62	EMC INS CO GRP	475	462	14.82	13.74	4.03	79.05
	10	84	AMERICAN FINANCIAL GRP	361	380	6.66	7.24	3.06	82.11
			**STATE TOTAL **	11,778	11,368	116.97	118.05	100.00	100.00
Kentucky	1	38	CHUBB INC GRP	2,175	1,967	6.96	7.49	21.19	21.19
	2	3548	TRAVELERS GRP	1,525	1,569	59.39	59.01	14.86	36.06
	3	12	AMERICAN INTL GRP	831	793	- 18.68	- 19.04	8.10	44.15
	4	111	LIBERTY MUT GRP	728	727	95.19	97.95	7.09	51.24
	5	218	CNA INS GRP	657	690	43.00	49.72	6.40	57.65
	6	212	ZURICH INS GRP	645	697	9.99	11.58	6.29	63.94
	7	306	CUNA MUT GRP	543	554	50.05	50.10	5.29	69.22
	8	84	AMERICAN FINANCIAL GRP	379	381	4.41	3.38	3.70	72.92
	9	244	CINCINNATI FIN GRP	332	339	60.82	66.05	3.24	76.16
	10	32727	UNDERWRITERS AT LLOYDS	288	247	67.08	67.08	2.81	78.97
			**STATE TOTAL **	10,263	10,077	29.43	31.13	100.00	100.00
Louisiana	1	3548	TRAVELERS GRP	3,853	3,897	48.96	49.03	31.32	31.32
	2	306	CUNA MUT GRP	2,050	2,004	163.72	163.88	16.66	47.98
	3	212	ZURICH INS GRP	1,624	1,572	6.52	16.43	13.20	61.18
	4	218	CNA INS GRP	1,206	1,205	38.22	59.71	9.81	70.99
	5	38	CHUBB INC GRP	1,167	1,233	35.84	35.57	9.49	80.48
	6	1120	EVEREST REINS HOLDINGS GRP	388	351	94.25	110.87	3.15	83.63
	7	12	AMERICAN INTL GRP	334	352	44.19	43.57	2.72	86.34
	8	84	AMERICAN FINANCIAL GRP	295	496	- 0.49	- 2.46	2.40	88.74
	9	626	ACE LTD GRP	254	258	43.37	48.62	2.07	90.81
	10	91	HARTFORD FIRE & CAS GRP	185	180	- 1.18	- 0.53	1.51	92.31
			**STATE TOTAL **	12,302	12,475	64.71	68.98	100.00	100.00
Maine	1	3548	TRAVELERS GRP	939	936	32.68	33.14	24.78	24.78
	2	306	CUNA MUT GRP	785	797	22.74	22.76	20.71	45.50
	3	98	WR BERKLEY CORP GRP	435	358	- 7.71	- 20.46	11.48	56.97
	4	38	CHUBB INC GRP	369	348	9.06	10.28	9.75	66.72
	5	88	THE HANOVER INS GRP	250	239	8.31	11.88	6.59	73.31
	6	212	ZURICH INS GRP	208	185	- 0.65	0.61	5.50	78.81
	7	1120	EVEREST REINS HOLDINGS GRP	156	78	46.47	64.90	4.13	82.94
	8	12	AMERICAN INTL GRP	131	152	- 13.92	- 14.34	3.45	86.39
	9	218	CNA INS GRP	106	101	10.87	10.78	2.80	89.19
	10	91	HARTFORD FIRE & CAS GRP	85	83	11.84	14.64	2.24	91.43
			**STATE TOTAL **	3,788	3,600	44.02	43.86	100.00	100.00

PROPERTY AND CASUALTY INSURANCE INDUSTRY
MARKET SHARE REPORT - TOTAL PREMIUM
BY GROUP
23 - FIDELITY

May 15, 2014

STATE	Rank	Group/ Company Code	Group/ Company Name	Direct Premiums Written (000)	Direct Premiums Earned (000)	Direct Loss to EP Ratio	Direct Loss & DCC to EP Ratio	Market Share %	Cumulative Market Share %
Maryland	1	3548	TRAVELERS GRP	5,119	4,920	23.02	25.97	19.54	19.54
	2	84	AMERICAN FINANCIAL GRP	4,788	4,738	10.15	11.18	18.27	37.81
	3	38	CHUBB INC GRP	3,743	3,727	129.61	125.10	14.29	52.10
	4	306	CUNA MUT GRP	1,787	1,782	- 23.52	- 23.58	6.82	58.92
	5	218	CNA INS GRP	1,497	1,425	56.20	66.50	5.72	64.63
	6	91	HARTFORD FIRE & CAS GRP	1,440	1,462	94.73	99.40	5.50	70.13
	7	212	ZURICH INS GRP	1,280	1,586	56.51	57.13	4.89	75.02
	8	12	AMERICAN INTL GRP	1,218	1,125	- 23.77	- 24.79	4.65	79.67
	9	11268	ICI MUT INS CO RRG	1,000	992	10.41	11.50	3.82	83.48
	10	626	ACE LTD GRP	562	559	1.85	5.43	2.14	85.63
			**STATE TOTAL **	26,200	25,585	40.70	42.51	100.00	100.00
Massachusetts	1	38	CHUBB INC GRP	8,820	8,696	38.48	39.09	22.18	22.18
	2	3548	TRAVELERS GRP	8,488	8,318	5.01	2.11	21.35	43.54
	3	12	AMERICAN INTL GRP	3,420	3,522	- 20.39	- 28.33	8.60	52.14
	4	84	AMERICAN FINANCIAL GRP	2,635	2,495	85.89	102.59	6.63	58.77
	5	218	CNA INS GRP	2,366	2,284	260.88	267.31	5.95	64.72
	6	91	HARTFORD FIRE & CAS GRP	1,936	1,970	0.81	2.94	4.87	69.59
	7	98	WR BERKLEY CORP GRP	1,594	1,234	- 6.50	- 10.21	4.01	73.60
	8	212	ZURICH INS GRP	1,490	1,636	52.66	54.15	3.75	77.34
	9	306	CUNA MUT GRP	1,443	1,479	92.82	92.88	3.63	80.97
	10	11268	ICI MUT INS CO RRG	1,187	1,175	11.43	12.62	2.99	83.96
			**STATE TOTAL **	39,757	38,615	37.95	39.21	100.00	100.00
Michigan	1	38	CHUBB INC GRP	6,041	6,061	20.51	20.54	17.67	17.67
	2	3548	TRAVELERS GRP	5,087	5,081	12.90	10.41	14.88	32.56
	3	306	CUNA MUT GRP	3,559	3,700	16.12	16.10	10.41	42.97
	4	12	AMERICAN INTL GRP	3,036	3,134	67.68	68.60	8.88	51.85
	5	218	CNA INS GRP	2,203	2,185	25.10	32.09	6.45	58.30
	6	212	ZURICH INS GRP	2,017	1,922	81.69	84.73	5.90	64.20
	7	84	AMERICAN FINANCIAL GRP	1,795	1,904	- 1.32	- 4.40	5.25	69.45
	8	98	WR BERKLEY CORP GRP	1,685	1,210	92.75	86.72	4.93	74.38
	9	91	HARTFORD FIRE & CAS GRP	1,257	1,315	- 39.64	- 11.96	3.68	78.06
	10	984	HCC INS HOLDINGS GRP	1,215	1,252	62.06	62.06	3.55	81.61
			**STATE TOTAL **	34,182	33,731	32.21	34.32	100.00	100.00
Minnesota	1	38	CHUBB INC GRP	7,635	7,242	68.83	70.93	28.17	28.17
	2	3548	TRAVELERS GRP	3,805	3,786	27.20	24.16	14.04	42.21
	3	12	AMERICAN INTL GRP	2,889	2,469	52.40	51.26	10.66	52.87
	4	84	AMERICAN FINANCIAL GRP	1,847	2,275	17.77	17.90	6.81	59.69
	5	306	CUNA MUT GRP	1,392	1,583	- 15.29	- 15.32	5.13	64.82
	6	218	CNA INS GRP	1,110	1,328	45.87	39.46	4.10	68.92
	7	91	HARTFORD FIRE & CAS GRP	1,097	1,097	8.19	14.30	4.05	72.97
	8	98	WR BERKLEY CORP GRP	636	483	11.73	8.66	2.35	75.31
	9	212	ZURICH INS GRP	615	800	- 17.62	- 28.27	2.27	77.58
	10	7	FEDERATED MUT GRP	486	424	25.09	26.11	1.79	79.37
			**STATE TOTAL **	27,102	27,263	36.21	36.66	100.00	100.00
Mississippi	1	3548	TRAVELERS GRP	2,557	2,400	40.38	37.27	30.16	30.16
	2	38	CHUBB INC GRP	1,347	1,607	67.17	65.19	15.89	46.05
	3	218	CNA INS GRP	1,000	798	33.35	36.68	11.80	57.85
	4	212	ZURICH INS GRP	940	932	19.48	21.72	11.09	68.94
	5	306	CUNA MUT GRP	743	799	42.30	42.31	8.76	77.70
	6	84	AMERICAN FINANCIAL GRP	335	259	7.41	8.59	3.95	81.66
	7	3416	AXIS CAPITAL GRP	171	130	4.45	5.48	2.02	83.68
	8	12	AMERICAN INTL GRP	170	209	- 27.23	- 30.70	2.00	85.68
	9	984	HCC INS HOLDINGS GRP	129	43	393.08	393.08	1.52	87.20
	10	1120	EVEREST REINS HOLDINGS GRP	112	164	44.76	61.48	1.32	88.52
			**STATE TOTAL **	8,477	8,255	45.13	46.11	100.00	100.00

PROPERTY AND CASUALTY INSURANCE INDUSTRY
MARKET SHARE REPORT - TOTAL PREMIUM
BY GROUP
23 - FIDELITY

May 15, 2014

STATE	Rank	Group/ Company Code	Group/ Company Name	Direct Premiums Written (000)	Direct Premiums Earned (000)	Direct Loss to EP Ratio	Direct Loss & DCC to EP Ratio	Market Share %	Cumulative Market Share %
Missouri	1	38	CHUBB INC GRP	5,867	5,740	17.11	17.72	25.59	25.59
	2	3548	TRAVELERS GRP	4,992	5,063	11.21	7.08	21.77	47.35
	3	212	ZURICH INS GRP	2,079	1,875	55.77	57.57	9.07	56.42
	4	12	AMERICAN INTL GRP	1,516	1,540	1.71	1.55	6.61	63.03
	5	218	CNA INS GRP	1,342	1,291	16.11	19.22	5.85	68.88
	6	306	CUNA MUT GRP	1,185	1,242	21.19	21.19	5.17	74.05
	7	91	HARTFORD FIRE & CAS GRP	1,116	1,075	171.85	149.68	4.87	78.92
	8	84	AMERICAN FINANCIAL GRP	723	672	7.56	6.04	3.15	82.07
	9	98	WR BERKLEY CORP GRP	554	416	- 3.88	- 11.21	2.42	84.49
	10	31	BERKSHIRE HATHAWAY GRP	447	455	181.95	181.95	1.95	86.44
			**STATE TOTAL **	22,932	22,247	30.03	30.25	100.00	100.00
Montana	1	3548	TRAVELERS GRP	741	694	- 10.11	- 13.02	20.95	20.95
	2	306	CUNA MUT GRP	618	637	66.27	66.21	17.46	38.41
	3	218	CNA INS GRP	405	379	32.51	34.42	11.45	49.85
	4	38	CHUBB INC GRP	337	304	- 2.57	- 2.40	9.33	59.38
	5	1120	EVEREST REINS HOLDINGS GRP	298	178	46.68	64.62	8.41	67.79
	6	2538	AMTRUST NGH GRP	186	171	- 85.88	- 77.08	5.27	73.06
	7	12	AMERICAN INTL GRP	145	151	19.85	18.85	4.11	77.17
	8	1129	WHITE MOUNTAINS GRP	130	82	- 10.98	- 8.79	3.67	80.84
	9	256	PROSIGHT GRP	125	19	36.10	51.63	3.54	84.38
	10	84	AMERICAN FINANCIAL GRP	74	78	- 15.69	- 25.26	2.09	86.47
			**STATE TOTAL **	3,538	3,160	15.60	18.65	100.00	100.00
Nebraska	1	38	CHUBB INC GRP	1,718	1,709	21.91	22.54	22.16	22.16
	2	3548	TRAVELERS GRP	1,626	1,627	64.58	68.50	20.97	43.13
	3	306	CUNA MUT GRP	579	573	134.24	134.38	7.46	50.59
	4	84	AMERICAN FINANCIAL GRP	563	510	14.96	15.70	7.26	57.85
	5	31	BERKSHIRE HATHAWAY GRP	534	550	29.70	29.70	6.89	64.74
	6	218	CNA INS GRP	449	429	32.21	35.14	5.80	70.54
	7	212	ZURICH INS GRP	326	421	-139.13	-138.20	4.20	74.74
	8	91	HARTFORD FIRE & CAS GRP	301	307	317.30	387.20	3.88	78.62
	9	12	AMERICAN INTL GRP	247	219	- 39.03	- 42.99	3.19	81.81
	10	62	EMC INS CO GRP	209	208	- 7.59	- 8.52	2.69	84.50
			**STATE TOTAL **	7,752	7,583	46.61	51.26	100.00	100.00
Nevada	1	84	AMERICAN FINANCIAL GRP	2,160	1,995	8.68	7.19	29.98	29.98
	2	38	CHUBB INC GRP	884	881	53.06	65.65	12.27	42.25
	3	12	AMERICAN INTL GRP	863	968	28.60	28.53	11.98	54.23
	4	3548	TRAVELERS GRP	797	644	20.74	14.38	11.07	65.30
	5	218	CNA INS GRP	394	428	31.38	41.11	5.47	70.77
	6	91	HARTFORD FIRE & CAS GRP	282	292	- 1.22	2.61	3.91	74.68
	7	256	PROSIGHT GRP	231	21	60.86	87.22	3.21	77.89
	8	98	WR BERKLEY CORP GRP	228	295	1008.48	1058.76	3.17	81.06
	9	212	ZURICH INS GRP	208	238	34.63	34.93	2.89	83.95
	10	306	CUNA MUT GRP	205	262	1630.49	1630.21	2.85	86.80
			**STATE TOTAL **	7,204	6,922	127.25	132.67	100.00	100.00
New Hampshire	1	3548	TRAVELERS GRP	745	741	33.50	31.71	23.50	23.50
	2	38	CHUBB INC GRP	519	508	110.84	111.78	16.36	39.86
	3	306	CUNA MUT GRP	368	366	20.36	20.36	11.62	51.48
	4	88	THE HANOVER INS GRP	156	144	27.20	31.04	4.92	56.40
	5	91	HARTFORD FIRE & CAS GRP	156	152	- 4.30	- 1.31	4.91	61.32
	6	12	AMERICAN INTL GRP	147	142	- 23.21	- 26.15	4.64	65.95
	7	218	CNA INS GRP	134	137	13.09	27.51	4.22	70.17
	8	212	ZURICH INS GRP	132	147	2.62	3.73	4.18	74.35
	9	626	ACE LTD GRP	128	117	19.70	32.88	4.05	78.40
	10	311	MAIN STREET AMER GRP	116	120	21.36	21.54	3.65	82.05
			**STATE TOTAL **	3,169	3,125	33.72	35.87	100.00	100.00

PROPERTY AND CASUALTY INSURANCE INDUSTRY
MARKET SHARE REPORT - TOTAL PREMIUM
BY GROUP
23 - FIDELITY

May 15, 2014

STATE	Rank	Group/ Company Code	Group/ Company Name	Direct Premiums Written (000)	Direct Premiums Earned (000)	Direct Loss to EP Ratio	Direct Loss & DCC to EP Ratio	Market Share %	Cumulative Market Share %
New Jersey	1	38	CHUBB INC GRP	9,770	9,953	69.60	70.51	22.39	22.39
	2	3548	TRAVELERS GRP	6,002	5,960	45.79	41.27	13.75	36.14
	3	12	AMERICAN INTL GRP	4,360	4,489	14.84	13.88	9.99	46.13
	4	84	AMERICAN FINANCIAL GRP	3,717	3,328	1.30	- 0.79	8.52	54.65
	5	91	HARTFORD FIRE & CAS GRP	3,241	3,161	- 66.94	- 70.96	7.43	62.07
	6	218	CNA INS GRP	2,996	2,881	38.35	48.08	6.87	68.94
	7	212	ZURICH INS GRP	2,859	3,122	85.12	89.15	6.55	75.49
	8	306	CUNA MUT GRP	1,923	1,922	-389.39	-390.03	4.41	79.90
	9	242	SELECTIVE INS GRP	1,189	1,188	- 3.30	- 2.95	2.73	82.62
	10	626	ACE LTD GRP	1,021	1,038	50.11	52.16	2.34	84.96
			**STATE TOTAL **	43,641	43,351	17.12	17.95	100.00	100.00
New Mexico	1	306	CUNA MUT GRP	720	713	121.17	121.26	17.88	17.88
	2	218	CNA INS GRP	494	512	22.60	27.94	12.28	30.16
	3	3548	TRAVELERS GRP	487	538	6.42	3.91	12.10	42.26
	4	38	CHUBB INC GRP	363	341	7.69	6.72	9.01	51.27
	5	12	AMERICAN INTL GRP	347	337	- 50.46	- 55.54	8.62	59.89
	6	84	AMERICAN FINANCIAL GRP	255	240	- 52.05	- 32.73	6.33	66.21
	7	91	HARTFORD FIRE & CAS GRP	177	178	- 22.40	- 24.58	4.39	70.60
	8	212	ZURICH INS GRP	165	188	6.79	8.49	4.09	74.70
	9	98	WR BERKLEY CORP GRP	157	62	- 4.47	- 13.45	3.91	78.60
	10	1120	EVEREST REINS HOLDINGS GRP	132	110	84.15	101.57	3.29	81.89
			**STATE TOTAL **	4,027	3,864	25.68	28.11	100.00	100.00
New York	1	38	CHUBB INC GRP	30,231	30,047	67.15	68.98	21.31	21.31
	2	12	AMERICAN INTL GRP	22,810	23,521	4.33	3.71	16.08	37.38
	3	3548	TRAVELERS GRP	18,807	19,227	67.33	60.73	13.26	50.64
	4	84	AMERICAN FINANCIAL GRP	16,666	16,355	53.56	52.53	11.75	62.39
	5	218	CNA INS GRP	10,262	9,823	-115.98	-108.51	7.23	69.62
	6	212	ZURICH INS GRP	5,979	6,787	1.30	5.19	4.21	73.83
	7	91	HARTFORD FIRE & CAS GRP	5,201	5,127	37.82	44.23	3.67	77.50
	8	306	CUNA MUT GRP	4,816	4,836	5.16	5.09	3.39	80.89
	9	626	ACE LTD GRP	4,653	4,215	34.49	39.93	3.28	84.17
	10	984	HCC INS HOLDINGS GRP	3,186	3,290	20.09	25.01	2.25	86.42
			**STATE TOTAL **	141,879	142,319	26.17	26.92	100.00	100.00
North Carolina	1	38	CHUBB INC GRP	5,501	4,958	58.00	58.34	16.93	16.93
	2	12	AMERICAN INTL GRP	4,946	3,232	- 29.20	- 29.85	15.23	32.16
	3	3548	TRAVELERS GRP	4,340	4,246	60.30	54.28	13.36	45.52
	4	212	ZURICH INS GRP	2,242	2,349	18.70	19.76	6.90	52.42
	5	84	AMERICAN FINANCIAL GRP	1,612	1,486	0.40	- 1.10	4.96	57.38
	6	306	CUNA MUT GRP	1,573	1,574	535.48	536.02	4.84	62.23
	7	218	CNA INS GRP	1,544	1,589	44.37	47.42	4.75	66.98
	8	3416	AXIS CAPITAL GRP	1,326	1,186	- 2.58	- 3.18	4.08	71.06
	9	91	HARTFORD FIRE & CAS GRP	1,199	1,146	24.27	26.85	3.69	74.75
	10	984	HCC INS HOLDINGS GRP	998	872	144.33	144.33	3.07	77.82
			**STATE TOTAL **	32,485	29,169	73.86	74.19	100.00	100.00
North Dakota	1	306	CUNA MUT GRP	495	516	- 44.54	- 44.61	18.25	18.25
	2	3548	TRAVELERS GRP	478	504	- 11.39	- 14.56	17.63	35.88
	3	38	CHUBB INC GRP	267	261	150.71	153.09	9.86	45.74
	4	218	CNA INS GRP	240	222	19.77	26.62	8.84	54.57
	5	84	AMERICAN FINANCIAL GRP	168	166	0.46	0.02	6.20	60.78
	6	1129	WHITE MOUNTAINS GRP	155	116	61.63	62.95	5.71	66.48
	7	2538	AMTRUST NGH GRP	143	150	29.83	38.98	5.28	71.76
	8	12	AMERICAN INTL GRP	142	150	9.00	13.82	5.23	77.00
	9	7	FEDERATED MUT GRP	76	62	24.17	24.08	2.79	79.78
	10	212	ZURICH INS GRP	70	69	7.60	-206.23	2.58	82.36
			**STATE TOTAL **	2,713	2,611	21.07	16.49	100.00	100.00

PROPERTY AND CASUALTY INSURANCE INDUSTRY
MARKET SHARE REPORT - TOTAL PREMIUM
BY GROUP
23 - FIDELITY

May 15, 2014

STATE	Rank	Group/ Company Code	Group/ Company Name	Direct Premiums Written (000)	Direct Premiums Earned (000)	Direct Loss to EP Ratio	Direct Loss & DCC to EP Ratio	Market Share %	Cumulative Market Share %
Ohio	1	38	CHUBB INC GRP	9,356	9,162	50.89	45.86	23.53	23.53
	2	3548	TRAVELERS GRP	6,681	6,855	33.12	25.02	16.80	40.33
	3	12	AMERICAN INTL GRP	3,795	3,679	27.17	27.66	9.54	49.87
	4	306	CUNA MUT GRP	2,309	2,404	27.73	28.21	5.81	55.67
	5	212	ZURICH INS GRP	2,043	2,127	107.61	110.94	5.14	60.81
	6	218	CNA INS GRP	1,840	1,814	23.57	32.11	4.63	65.44
	7	84	AMERICAN FINANCIAL GRP	1,815	1,780	25.17	23.94	4.56	70.00
	8	244	CINCINNATI FIN GRP	1,167	1,581	24.84	29.69	2.93	72.94
	9	3362	FIRST ACCEPTANCE INS GRP	987	991	54.77	59.57	2.48	75.42
	10	228	WESTFIELD GRP	984	955	10.22	14.63	2.47	77.89
			**STATE TOTAL **	39,769	39,437	37.17	35.83	100.00	100.00
Oklahoma	1	38	CHUBB INC GRP	1,988	1,809	10.21	10.82	19.02	19.02
	2	3548	TRAVELERS GRP	1,906	2,046	119.59	110.29	18.23	37.26
	3	84	AMERICAN FINANCIAL GRP	1,144	1,037	5.27	4.72	10.95	48.20
	4	306	CUNA MUT GRP	883	911	27.79	27.78	8.45	56.65
	5	218	CNA INS GRP	849	774	51.84	54.39	8.12	64.77
	6	212	ZURICH INS GRP	687	659	36.23	38.30	6.57	71.34
	7	12	AMERICAN INTL GRP	388	395	185.15	184.29	3.71	75.05
	8	91	HARTFORD FIRE & CAS GRP	325	319	- 6.98	- 4.65	3.11	78.16
	9	111	LIBERTY MUT GRP	321	321	14.49	15.17	3.07	81.23
	10	31	BERKSHIRE HATHAWAY GRP	240	253	- 63.57	- 63.57	2.30	83.53
			**STATE TOTAL **	10,450	10,179	50.05	50.60	100.00	100.00
Oregon	1	38	CHUBB INC GRP	2,295	2,234	40.59	41.46	24.97	24.97
	2	3548	TRAVELERS GRP	1,816	1,795	3.06	1.25	19.75	44.72
	3	306	CUNA MUT GRP	838	891	- 84.48	- 84.67	9.11	53.83
	4	218	CNA INS GRP	697	661	22.09	30.83	7.58	61.41
	5	12	AMERICAN INTL GRP	633	603	5.11	3.85	6.88	68.29
	6	91	HARTFORD FIRE & CAS GRP	459	481	- 82.41	- 29.99	4.99	73.28
	7	212	ZURICH INS GRP	342	627	15.04	15.62	3.72	77.00
	8	84	AMERICAN FINANCIAL GRP	282	371	14.06	10.91	3.07	80.07
	9	7	FEDERATED MUT GRP	276	285	- 8.35	- 9.64	3.00	83.07
	10	111	LIBERTY MUT GRP	172	168	17.62	18.49	1.87	84.94
			**STATE TOTAL **	9,195	9,602	10.54	13.53	100.00	100.00
Pennsylvania	1	38	CHUBB INC GRP	10,660	10,311	65.50	66.79	21.26	21.26
	2	3548	TRAVELERS GRP	9,099	9,361	18.51	13.31	18.14	39.40
	3	12	AMERICAN INTL GRP	4,664	4,829	13.98	13.51	9.30	48.70
	4	306	CUNA MUT GRP	4,507	4,579	50.77	50.80	8.99	57.69
	5	212	ZURICH INS GRP	2,561	3,227	72.41	75.92	5.11	62.80
	6	218	CNA INS GRP	2,426	2,483	17.37	24.62	4.84	67.64
	7	84	AMERICAN FINANCIAL GRP	2,399	2,594	54.39	56.94	4.78	72.42
	8	11268	ICI MUT INS CO RRG	1,917	1,888	13.52	14.81	3.82	76.24
	9	91	HARTFORD FIRE & CAS GRP	1,554	1,555	11.34	18.05	3.10	79.34
	10	98	WR BERKLEY CORP GRP	1,198	771	40.73	44.06	2.39	81.73
			**STATE TOTAL **	50,148	50,613	39.09	40.18	100.00	100.00
Rhode Island	1	12	AMERICAN INTL GRP	1,088	1,138	- 10.22	- 11.08	21.78	21.78
	2	3548	TRAVELERS GRP	1,043	984	- 9.16	- 7.39	20.89	42.67
	3	38	CHUBB INC GRP	1,043	945	66.68	67.85	20.89	63.56
	4	306	CUNA MUT GRP	315	314	-280.01	-280.44	6.30	69.86
	5	212	ZURICH INS GRP	297	383	3.35	3.60	5.95	75.81
	6	218	CNA INS GRP	249	249	12.14	20.29	4.98	80.79
	7	84	AMERICAN FINANCIAL GRP	224	253	- 6.62	- 10.83	4.48	85.27
	8	91	HARTFORD FIRE & CAS GRP	199	177	- 6.29	- 9.34	3.98	89.25
	9	98	WR BERKLEY CORP GRP	74	53	- 6.20	- 6.95	1.48	90.73
	10	984	HCC INS HOLDINGS GRP	73	75	126.67	126.67	1.46	92.19
			**STATE TOTAL **	4,993	5,003	- 7.60	- 6.83	100.00	100.00

PROPERTY AND CASUALTY INSURANCE INDUSTRY
MARKET SHARE REPORT - TOTAL PREMIUM
BY GROUP
23 - FIDELITY

May 15, 2014

STATE	Rank	Group/ Company Code	Group/ Company Name	Direct Premiums Written (000)	Direct Premiums Earned (000)	Direct Loss to EP Ratio	Direct Loss & DCC to EP Ratio	Market Share %	Cumulative Market Share %
South Carolina	1	3548	TRAVELERS GRP	2,545	2,576	0.73	- 1.63	24.35	24.35
	2	38	CHUBB INC GRP	1,460	1,241	19.54	21.18	13.97	38.32
	3	306	CUNA MUT GRP	1,063	1,077	- 1.35	- 1.46	10.17	48.48
	4	218	CNA INS GRP	701	702	23.44	33.87	6.71	55.20
	5	212	ZURICH INS GRP	684	757	32.38	39.72	6.55	61.74
	6	91	HARTFORD FIRE & CAS GRP	622	639	5.81	10.73	5.95	67.69
	7	98	WR BERKLEY CORP GRP	415	253	198.30	190.32	3.97	71.67
	8	12	AMERICAN INTL GRP	396	480	- 23.21	- 26.54	3.79	75.46
	9	84	AMERICAN FINANCIAL GRP	309	268	- 8.01	- 11.95	2.95	78.41
	10	1285	XL AMER GRP	255	194	48.17	50.71	2.44	80.85
			**STATE TOTAL **	10,451	9,910	15.28	16.32	100.00	100.00
South Dakota	1	3548	TRAVELERS GRP	617	572	69.96	63.80	19.16	19.16
	2	38	CHUBB INC GRP	581	569	7.49	8.00	18.05	37.21
	3	306	CUNA MUT GRP	444	442	-291.74	-292.15	13.80	51.02
	4	218	CNA INS GRP	332	327	20.95	20.94	10.31	61.32
	5	1129	WHITE MOUNTAINS GRP	252	132	30.00	31.63	7.82	69.15
	6	12	AMERICAN INTL GRP	150	164	- 10.61	- 10.91	4.65	73.80
	7	2538	AMTRUST NGH GRP	86	128	27.70	38.75	2.68	76.48
	8	244	CINNATI FIN GRP	82	78	0.93	6.17	2.53	79.02
	9	88	THE HANOVER INS GRP	76	13	401.02	412.05	2.36	81.38
	10	62	EMC INS CO GRP	75	69	- 6.51	- 7.29	2.33	83.71
			**STATE TOTAL **	3,218	3,099	- 29.56	- 29.17	100.00	100.00
Tennessee	1	3548	TRAVELERS GRP	3,371	3,327	21.30	20.15	18.49	18.49
	2	38	CHUBB INC GRP	2,891	3,022	30.97	29.18	15.86	34.35
	3	306	CUNA MUT GRP	1,731	1,796	62.93	62.95	9.49	43.85
	4	12	AMERICAN INTL GRP	1,564	1,740	- 9.10	- 6.72	8.58	52.43
	5	218	CNA INS GRP	1,195	1,172	35.99	41.38	6.56	58.98
	6	212	ZURICH INS GRP	1,146	1,127	258.41	279.06	6.29	65.27
	7	84	AMERICAN FINANCIAL GRP	711	567	9.59	8.45	3.90	69.17
	8	98	WR BERKLEY CORP GRP	597	357	22.08	19.86	3.27	72.44
	9	91	HARTFORD FIRE & CAS GRP	585	558	- 4.46	- 1.26	3.21	75.65
	10	2538	AMTRUST NGH GRP	539	338	27.29	36.85	2.95	78.61
			**STATE TOTAL **	18,230	17,554	45.78	48.31	100.00	100.00
Texas	1	38	CHUBB INC GRP	14,726	14,549	18.27	19.00	19.89	19.89
	2	3548	TRAVELERS GRP	12,698	12,101	76.61	73.97	17.15	37.03
	3	84	AMERICAN FINANCIAL GRP	7,512	7,971	25.80	40.51	10.14	47.18
	4	306	CUNA MUT GRP	7,494	7,575	9.47	9.43	10.12	57.30
	5	12	AMERICAN INTL GRP	6,609	6,583	73.87	74.43	8.92	66.22
	6	212	ZURICH INS GRP	3,544	3,905	70.83	72.06	4.79	71.01
	7	91	HARTFORD FIRE & CAS GRP	3,345	3,314	4.92	7.82	4.52	75.53
	8	218	CNA INS GRP	3,287	3,269	32.34	43.70	4.44	79.96
	9	98	WR BERKLEY CORP GRP	2,286	1,751	7.26	5.80	3.09	83.05
	10	626	ACE LTD GRP	2,014	2,042	95.79	102.39	2.72	85.77
			**STATE TOTAL **	74,053	72,900	38.92	42.00	100.00	100.00
Utah	1	3548	TRAVELERS GRP	1,291	1,261	- 14.55	- 19.20	19.07	19.07
	2	306	CUNA MUT GRP	1,053	1,130	-145.12	-145.20	15.55	34.62
	3	38	CHUBB INC GRP	809	752	48.48	48.89	11.94	46.56
	4	218	CNA INS GRP	688	703	23.81	26.89	10.17	56.73
	5	12	AMERICAN INTL GRP	643	606	- 14.37	- 14.88	9.49	66.22
	6	212	ZURICH INS GRP	415	302	22.85	24.90	6.14	72.36
	7	98	WR BERKLEY CORP GRP	235	136	53.49	46.97	3.47	75.83
	8	626	ACE LTD GRP	211	209	21.88	22.71	3.12	78.94
	9	84	AMERICAN FINANCIAL GRP	192	174	2.21	- 0.97	2.84	81.78
	10	91	HARTFORD FIRE & CAS GRP	157	172	- 10.01	- 7.46	2.32	84.10
			**STATE TOTAL **	6,772	6,333	2.81	9.35	100.00	100.00

PROPERTY AND CASUALTY INSURANCE INDUSTRY
MARKET SHARE REPORT - TOTAL PREMIUM
BY GROUP
23 - FIDELITY

May 15, 2014

STATE	Rank	Group/ Company Code	Group/ Company Name	Direct Premiums Written (000)	Direct Premiums Earned (000)	Direct Loss to EP Ratio	Direct Loss & DCC to EP Ratio	Market Share %	Cumulative Market Share %
Vermont	1	11409	QUEEN CITY ASSUR INC	1,300	1,300	0.00	0.00	32.40	32.40
	2	626	ACE LTD GRP	638	636	- 0.15	- 3.85	15.92	48.32
	3	3548	TRAVELERS GRP	571	583	- 6.92	- 10.44	14.24	62.56
	4	306	CUNA MUT GRP	348	342	62.94	62.92	8.67	71.23
	5	98	WR BERKLEY CORP GRP	291	293	- 23.33	- 24.36	7.27	78.50
	6	12	AMERICAN INTL GRP	146	171	14.68	14.83	3.63	82.13
	7	38	CHUBB INC GRP	126	118	- 40.92	- 33.80	3.14	85.27
	8	91	HARTFORD FIRE & CAS GRP	88	89	- 19.45	- 12.34	2.19	87.46
	9	244	CINCINNATI FIN GRP	87	93	3.88	8.20	2.16	89.62
	10	212	ZURICH INS GRP	84	90	22.02	23.30	2.10	91.72
			**STATE TOTAL **	4,012	4,052	5.51	5.67	100.00	100.00
Virginia	1	3548	TRAVELERS GRP	5,747	5,693	11.99	11.84	18.29	18.29
	2	38	CHUBB INC GRP	4,951	5,031	79.43	79.97	15.76	34.05
	3	306	CUNA MUT GRP	2,951	2,997	244.68	245.02	9.39	43.44
	4	12	AMERICAN INTL GRP	2,763	2,768	41.91	42.13	8.79	52.23
	5	84	AMERICAN FINANCIAL GRP	1,984	2,098	11.08	10.11	6.31	58.55
	6	212	ZURICH INS GRP	1,929	1,914	9.82	6.72	6.14	64.69
	7	218	CNA INS GRP	1,884	1,886	21.75	31.89	6.00	70.68
	8	91	HARTFORD FIRE & CAS GRP	1,624	1,591	42.52	39.72	5.17	75.85
	9	3416	AXIS CAPITAL GRP	1,292	1,253	12.18	14.22	4.11	79.97
	10	626	ACE LTD GRP	1,011	968	15.01	19.15	3.22	83.18
			**STATE TOTAL **	31,421	30,979	52.48	53.54	100.00	100.00
Washington	1	3548	TRAVELERS GRP	4,005	4,014	44.18	40.92	22.81	22.81
	2	38	CHUBB INC GRP	2,364	2,413	- 5.79	- 5.83	13.46	36.27
	3	12	AMERICAN INTL GRP	2,058	1,882	196.12	195.68	11.72	47.99
	4	306	CUNA MUT GRP	1,466	1,504	- 10.56	- 10.57	8.35	56.34
	5	218	CNA INS GRP	1,462	1,422	20.97	30.80	8.32	64.67
	6	212	ZURICH INS GRP	1,134	1,209	5.93	20.07	6.46	71.13
	7	84	AMERICAN FINANCIAL GRP	1,001	977	- 3.72	- 4.47	5.70	76.83
	8	91	HARTFORD FIRE & CAS GRP	739	774	- 3.31	- 0.33	4.21	81.04
	9	1120	EVEREST REINS HOLDINGS GRP	454	299	45.76	61.79	2.58	83.62
	10	111	LIBERTY MUT GRP	446	388	- 1.70	- 1.51	2.54	86.16
			**STATE TOTAL **	17,560	17,063	34.58	36.44	100.00	100.00
West Virginia	1	3548	TRAVELERS GRP	1,048	1,189	217.36	217.42	22.46	22.46
	2	306	CUNA MUT GRP	921	945	31.00	31.03	19.73	42.19
	3	38	CHUBB INC GRP	638	570	-132.59	-132.85	13.66	55.85
	4	1120	EVEREST REINS HOLDINGS GRP	347	238	48.99	66.20	7.44	63.29
	5	84	AMERICAN FINANCIAL GRP	303	72	14.71	16.24	6.49	69.78
	6	212	ZURICH INS GRP	220	220	2.52	3.43	4.71	74.48
	7	228	WESTFIELD GRP	161	158	93.17	97.83	3.45	77.93
	8	2538	AMTRUST NGH GRP	144	44	26.96	34.88	3.09	81.03
	9	218	CNA INS GRP	131	135	25.90	26.84	2.81	83.84
	10	175	STATE AUTO MUT GRP	103	106	25.11	26.16	2.21	86.05
			**STATE TOTAL **	4,668	4,270	67.58	69.44	100.00	100.00
Wisconsin	1	38	CHUBB INC GRP	5,499	5,461	16.99	17.20	24.70	24.70
	2	3548	TRAVELERS GRP	3,678	3,772	33.63	39.90	16.52	41.22
	3	306	CUNA MUT GRP	1,670	1,713	435.33	435.79	7.50	48.72
	4	212	ZURICH INS GRP	1,571	1,385	97.49	100.64	7.06	55.78
	5	12	AMERICAN INTL GRP	1,251	1,226	128.80	129.90	5.62	61.40
	6	218	CNA INS GRP	1,095	1,053	32.16	37.84	4.92	66.31
	7	15350	WEST BEND MUT INS CO	781	717	6.28	7.47	3.51	69.82
	8	98	WR BERKLEY CORP GRP	704	582	- 9.48	- 14.51	3.16	72.98
	9	84	AMERICAN FINANCIAL GRP	680	757	- 0.96	- 2.23	3.05	76.04
	10	91	HARTFORD FIRE & CAS GRP	430	412	26.83	27.77	1.93	77.97
			**STATE TOTAL **	22,262	21,582	63.57	65.70	100.00	100.00

PROPERTY AND CASUALTY INSURANCE INDUSTRY
MARKET SHARE REPORT - TOTAL PREMIUM
BY GROUP
23 - FIDELITY

May 15, 2014

STATE	Rank	Group/ Company Code	Group/ Company Name	Direct Premiums Written (000)	Direct Premiums Earned (000)	Direct Loss to EP Ratio	Direct Loss & DCC to EP Ratio	Market Share %	Cumulative Market Share %
Wyoming	1	3548	TRAVELERS GRP	308	328	14.52	13.34	22.44	22.44
	2	306	CUNA MUT GRP	292	285	15.78	15.67	21.22	43.66
	3	218	CNA INS GRP	240	249	15.99	17.16	17.49	61.15
	4	212	ZURICH INS GRP	105	107	0.17	0.86	7.61	68.76
	5	38	CHUBB INC GRP	58	61	296.30	294.92	4.21	72.98
	6	31	BERKSHIRE HATHAWAY GRP	45	50	30.54	30.54	3.28	76.26
	7	98	WR BERKLEY CORP GRP	38	41	12.96	2.72	2.78	79.04
	8	12	AMERICAN INTL GRP	37	42	3.33	3.22	2.70	81.74
	9	1129	WHITE MOUNTAINS GRP	28	16	28.35	30.00	2.03	83.77
	10	140	NATIONWIDE CORP GRP	27	24	86.01	85.74	1.96	85.73
			**STATE TOTAL **	1,375	1,431	28.78	29.44	100.00	100.00
Guam	1	12	AMERICAN INTL GRP	82	163	- 95.89	- 94.15	42.21	42.21
	2	12633	CENTURY INS CO GU LTD	49	52	23.64	25.59	25.19	67.40
	3	10758	COLONIAL SURETY CO	38	33	- 1.81	- 2.48	19.77	87.17
	4	10972	FIRST NET INS CO	14	13	7.55	11.11	7.14	94.31
	5	3548	TRAVELERS GRP	8	7	276.11	279.83	4.04	98.35
	6	31658	ISLAND HOME INS CO	3	3	30.00	30.00	1.78	100.00
			**STATE TOTAL **	194	431	- 28.82	- 27.79	100.00	100.00
Puerto Rico	1	3526	COOPERATIVA DE SEGUROS MULTIPLES GRP	3,545	3,645	45.20	50.51	52.77	52.77
	2	12	AMERICAN INTL GRP	1,377	1,069	125.07	123.67	20.49	73.26
	3	3593	USIC GRP	624	607	0.00	0.00	9.29	82.55
	4	212	ZURICH INS GRP	480	496	- 14.92	- 26.16	7.15	89.70
	5	111	LIBERTY MUT GRP	441	363	47.02	43.76	6.56	96.26
	6	411	MAPFRE INS GRP	125	137	62.67	62.67	1.86	98.12
	7	3548	TRAVELERS GRP	74	70	- 23.70	- 30.68	1.10	99.22
	8	84	AMERICAN FINANCIAL GRP	27	27	- 35.05	- 64.06	0.40	99.62
	9	3098	TOKIO MARINE HOLDINGS INC GRP	15	15	- 30.02	- 36.26	0.22	99.84
	10	10308	ANTILLES INS CO	7	5	0.00	0.00	0.11	99.95
			**STATE TOTAL **	6,718	6,445	48.77	50.28	100.00	100.00
U.S. Virgin Islands	1	3548	TRAVELERS GRP	20	18	- 17.80	- 19.17	33.37	33.37
	2	212	ZURICH INS GRP	16	26	3.44	4.37	27.54	60.92
	3	10758	COLONIAL SURETY CO	10	4	40.63	57.97	16.41	77.33
	4	218	CNA INS GRP	6	6	17.10	4.66	10.63	87.96
	5	84	AMERICAN FINANCIAL GRP	6	6	- 1.38	- 3.74	9.85	97.81
	6	38	CHUBB INC GRP	1	1	15.10	16.85	2.19	100.00
			**STATE TOTAL **	59	64	- 2.59	0.82	100.00	100.00
Northern Mariana Islands	1	10758	COLONIAL SURETY CO	1	1	- 20.82	- 29.53	44.34	44.34
	2	10972	FIRST NET INS CO	1	1	- 40.15	- 37.63	33.67	78.00
	3	3098	TOKIO MARINE HOLDINGS INC GRP	0	1	0.00	0.00	22.00	100.00
			**STATE TOTAL **	2	6	- 9.76	- 11.59	100.00	100.00
Canada	1	111	LIBERTY MUT GRP	6,726	6,797	51.68	59.42	54.74	54.74
	2	84	AMERICAN FINANCIAL GRP	2,843	2,350	- 2.65	- 2.86	23.14	77.87
	3	3416	AXIS CAPITAL GRP	1,335	1,123	40.34	49.33	10.86	88.74
	4	218	CNA INS GRP	783	745	-156.58	-159.63	6.37	95.11
	5	3548	TRAVELERS GRP	568	567	- 24.27	- 23.69	4.63	99.73
	6	98	WR BERKLEY CORP GRP	342	286	- 37.43	- 37.50	2.79	100.00
	7	91	HARTFORD FIRE & CAS GRP	30	28	16.61	18.04	0.24	100.00
	8	38	CHUBB INC GRP	10	3	-1636.20	-930.52	0.08	100.00
	9	176	STATE FARM GRP	7	3	0.00	0.00	0.06	100.00
			**STATE TOTAL **	12,288	11,939	20.47	25.69	100.00	100.00

**PROPERTY AND CASUALTY INSURANCE INDUSTRY
MARKET SHARE REPORT - TOTAL PREMIUM
BY GROUP
23 - FIDELITY**

May 15, 2014

STATE	Rank	Group/ Company Code	Group/ Company Name	Direct Premiums Written (000)	Direct Premiums Earned (000)	Direct Loss to EP Ratio	Direct Loss & DCC to EP Ratio	Market Share %	Cumulative Market Share %
Aggregate Other Alien	1	38	CHUBB INC GRP	13,022	14,320	0.50	- 4.95	66.42	66.42
	2	111	LIBERTY MUT GRP	3,180	2,964	- 8.28	- 9.30	16.22	82.64
	3	12	AMERICAN INTL GRP	2,599	(469)	N/A	N/A	13.26	95.90
	4	3548	TRAVELERS GRP	449	457	- 11.38	- 14.07	2.29	98.18
	5	218	CNA INS GRP	110	114	655.99	659.23	0.56	98.75
	6	626	ACE LTD GRP	97	117	149.88	- 8.97	0.50	99.24
	7	3416	AXIS CAPITAL GRP	65	70	- 46.46	- 46.55	0.33	99.57
	8	306	CUNA MUT GRP	53	52	-243.37	-243.37	0.27	99.85
	9	212	ZURICH INS GRP	49	102	621.25	635.10	0.25	100.00
	10	10972	FIRST NET INS CO	8	14	5.07	6.03	0.04	100.00
			STATE TOTAL	19,606	17,726	- 3.11	- 8.32	100.00	100.00

24—Surety

PROPERTY AND CASUALTY INSURANCE INDUSTRY
MARKET SHARE REPORT - TOTAL PREMIUM
BY GROUP
24 - SURETY

May 15, 2014

STATE	Rank	Group/ Company Code	Group/ Company Name	Direct Premiums Written (000)	Direct Premiums Earned (000)	Direct Loss to EP Ratio	Direct Loss & DCC to EP Ratio	Market Share %	Cumulative Market Share %
Countrywide	1	3548	TRAVELERS GRP	778,689	779,834	- 10.40	- 14.61	14.82	14.82
	2	111	LIBERTY MUT GRP	738,272	728,011	34.20	37.85	14.05	28.87
	3	212	ZURICH INS GRP	492,737	478,892	24.27	27.54	9.38	38.24
	4	218	CNA INS GRP	408,606	403,674	18.20	15.08	7.78	46.02
	5	38	CHUBB INC GRP	210,243	214,184	2.41	2.12	4.00	50.02
	6	4705	AIA HOLDINGS INC GRP	167,316	169,499	11.05	13.79	3.18	53.20
	7	984	HCC INS HOLDINGS GRP	166,419	165,165	4.93	13.10	3.17	56.37
	8	91	HARTFORD FIRE & CAS GRP	160,694	160,353	23.87	27.84	3.06	59.43
	9	626	ACE LTD GRP	143,062	136,108	19.32	24.65	2.72	62.15
	10	84	AMERICAN FINANCIAL GRP	117,737	111,395	23.48	29.48	2.24	64.39
	11	783	RLI INS GRP	110,595	110,566	11.37	13.59	2.10	66.50
	12	3488	J A PATTERSON GRP	96,206	97,505	37.94	43.15	1.83	68.33
	13	181	SWISS RE GRP	79,920	79,343	1.46	4.22	1.52	69.85
	14	88	THE HANOVER INS GRP	77,266	78,635	67.06	74.53	1.47	71.32
	15	3479	MERCHANTS BONDING CO GRP	76,212	74,666	12.34	18.82	1.45	72.77
	16	1279	ARCH INS GRP	74,743	68,560	6.59	18.44	1.42	74.19
	17	158	FAIRFAX FIN GRP	73,896	70,638	41.19	52.62	1.41	75.60
	18	12	AMERICAN INTL GRP	64,309	72,807	- 8.44	- 1.03	1.22	76.82
	19	98	WR BERKLEY CORP GRP	64,216	62,375	28.07	31.74	1.22	78.04
	20	4779	JK GRP	59,196	55,370	13.13	18.00	1.13	79.17
	21	501	ALLEGHANY GRP	53,568	51,898	19.24	20.38	1.02	80.19
	22	228	WESTFIELD GRP	50,767	52,181	5.69	18.28	0.97	81.15
	23	3098	TOKIO MARINE HOLDINGS INC GRP	48,913	46,324	22.66	24.86	0.93	82.08
	24	457	ARGONAUT GRP	47,786	42,793	14.69	21.74	0.91	82.99
	25	36650	GUARANTEE CO OF N AMER USA	42,630	39,958	20.65	23.56	0.81	83.81
	26	244	CINCINNATI FIN GRP	42,270	42,180	22.09	22.76	0.80	84.61
	27	75	INSCO INS SERVICES GRP	38,272	38,608	1.50	1.24	0.73	85.34
	28	19	ASSURANT INC GRP	37,735	37,719	58.39	58.39	0.72	86.06
	29	150	OLD REPUBLIC GRP	37,525	35,158	12.78	15.36	0.71	86.77
	30	12750	EVERGREEN NATL IND CO	33,216	32,279	- 0.36	- 0.98	0.63	87.40
	31	361	MUNICH RE GRP	25,617	25,545	26.94	27.02	0.49	87.89
	32	26310	GRANITE RE INC	24,768	24,994	15.52	17.77	0.47	88.36
	33	311	MAIN STREET AMER GRP	24,393	22,840	9.61	13.16	0.46	88.83
	34	4152	RELIAMAX HOLDING GRP	24,302	17,181	15.02	15.02	0.46	89.29
	35	62	EMC INS CO GRP	23,606	23,436	14.01	16.68	0.45	89.74
	36	248	UNITED FIRE & CAS GRP	21,752	21,310	- 2.94	- 8.81	0.41	90.15
	37	17	LIFE OF THE SOUTH CORP GRP	21,627	21,627	66.89	66.87	0.41	90.56
	38	31	BERKSHIRE HATHAWAY GRP	21,525	34,435	0.18	0.18	0.41	90.97
	39	689	BANKERS INS GRP	20,046	21,521	0.76	0.79	0.38	91.35
	40	313	AEGIS GRP	19,531	19,079	86.28	107.69	0.37	91.72
	41	2538	AMTRUST NGH GRP	19,258	16,164	39.32	41.80	0.37	92.09
	42	3786	ENDURANCE GRP	19,198	17,256	28.87	32.06	0.37	92.46
	43	1285	XL AMER GRP	18,387	11,729	8.15	40.17	0.35	92.81
	44	140	NATIONWIDE CORP GRP	18,229	18,001	3.93	6.61	0.35	93.15
	45	4698	ASPEN INS HOLDING GRP	17,659	11,499	30.40	33.99	0.34	93.49
	46	242	SELECTIVE INS GRP	15,196	15,144	16.13	19.52	0.29	93.78
	47	35009	FINANCIAL CAS & SURETY INC	13,662	13,662	9.92	9.92	0.26	94.04
	48	280	AUTO OWNERS GRP	13,427	14,178	23.34	38.02	0.26	94.29
	49	3593	USIC GRP	13,320	14,226	78.69	95.26	0.25	94.55
	50	37940	LEXINGTON NATL INS CORP	12,605	11,672	- 0.84	- 0.84	0.24	94.79
	51	176	STATE FARM GRP	11,767	11,607	13.83	24.84	0.22	95.01
	52	661	BCBS OF SC GRP	11,540	13,429	26.72	30.29	0.22	95.23
	53	1129	WHITE MOUNTAINS GRP	11,369	7,044	19.51	27.01	0.22	95.45
	54	15350	WEST BEND MUT INS CO	9,771	9,754	1.25	4.20	0.19	95.63
	55	26379	ACCREDITED SURETY & CAS CO INC	9,450	9,449	- 6.22	- 6.01	0.18	95.81
	56	26565	OHIO IND CO	9,273	9,025	- 0.55	- 0.55	0.18	95.99
	57	761	ALLIANZ INS GRP	9,175	9,211	80.90	100.13	0.17	96.16
	58	10004	SEAVIEW INS CO	7,969	7,938	3.14	4.06	0.15	96.32
	59	31380	AMERICAN SURETY CO	7,881	7,806	- 0.48	- 0.34	0.15	96.47
	60	1208	GRAY INS GRP	7,870	10,558	56.83	88.47	0.15	96.62
	61	271	PENNSYLVANIA NATL INS GRP	7,601	7,332	13.26	17.04	0.14	96.76
	62	587	ATLANTIC AMER GRP	7,472	7,007	18.26	35.26	0.14	96.90
	63	38326	FIRST IND OF AMER INS CO	7,447	7,151	29.66	41.97	0.14	97.04
	64	474	FCCI MUT INS GRP	7,349	6,214	24.64	33.12	0.14	97.18
	65	175	STATE AUTO MUT GRP	7,054	6,553	17.07	22.73	0.13	97.32
	66	199	UNIVERSAL SURETY GRP	6,331	5,948	9.89	9.93	0.12	97.44

PROPERTY AND CASUALTY INSURANCE INDUSTRY
MARKET SHARE REPORT - TOTAL PREMIUM
BY GROUP
24 - SURETY

May 15, 2014

STATE	Rank	Group/ Company Code	Group/ Company Name	Direct Premiums Written (000)	Direct Premiums Earned (000)	Direct Loss to EP Ratio	Direct Loss & DCC to EP Ratio	Market Share %	Cumulative Market Share %
Countrywide	67	10758	COLONIAL SURETY CO	5,988	6,733	1.52	57.92	0.11	97.55
	68	213	ERIE INS GRP	5,935	6,212	- 22.60	- 26.44	0.11	97.67
	69	411	MAPFRE INS GRP	5,364	5,424	- 4.99	0.80	0.10	97.77
	70	3239	ALLIED WORLD ASSUR HOLDING GRP	5,272	1,252	26.40	40.00	0.10	97.87
	71	748	MEADOWBROOK INS GRP	4,596	5,245	65.57	77.33	0.09	97.96
	72	4795	ATLAS FINANCIAL HOLDINGS GRP	4,142	4,431	24.82	26.84	0.08	98.03
	73	12296	WHITECAP SURETY CO	3,429	3,429	0.00	0.00	0.07	98.10
	74	93	STATE NATL GRP	3,313	2,833	21.53	24.38	0.06	98.16
	75	13121	PALMETTO SURETY CORP	3,278	3,278	3.88	3.88	0.06	98.22
	76	3279	INSURORS IND GRP	3,206	2,913	7.71	7.69	0.06	98.29
	77	28240	THE SERV INS CO INC	3,182	3,069	5.68	8.08	0.06	98.35
	78	10909	SUN SURETY INS CO	3,143	3,141	4.79	4.79	0.06	98.41
	79	71	UNIVERSAL INS CO GRP	3,032	3,176	49.43	37.99	0.06	98.46
	80	32867	UNIVERSAL FIRE & CAS INS CO	2,893	2,893	0.00	0.00	0.06	98.52
	81	42706	ROCHE SURETY & CAS CO INC	2,891	2,828	0.00	0.00	0.06	98.57
	82	4765	WBL GRP	2,852	2,996	19.90	22.52	0.05	98.63
	83	3703	TOWER GRP	2,791	3,239	50.37	65.59	0.05	98.68
	84	10293	INTEGRA INS INC	2,687	2,687	0.00	0.00	0.05	98.73
	85	922	AMERICAN ASSETS GRP	2,680	3,074	-217.84	109.20	0.05	98.78
	86	36226	UNITED CAS & SURETY INS CO	2,679	2,567	- 0.66	- 0.66	0.05	98.83
	87	7	FEDERATED MUT GRP	2,654	2,634	5.29	4.85	0.05	98.89
	88	39551	CONTINENTAL HERITAGE INS CO	2,621	2,612	0.17	0.42	0.05	98.93
	89	23663	NATIONAL AMER INS CO	2,621	1,569	8.40	26.46	0.05	98.98
	90	22950	ACSTAR INS CO	2,397	2,473	- 2.54	7.94	0.05	99.03
	91	10499	COREPOINTE INS CO	2,306	1,485	17.10	20.85	0.04	99.07
	92	10009	TOWER BONDING & SURETY CO	2,279	2,276	11.61	12.91	0.04	99.12
	93	867	BALDWIN & LYONS GRP	2,017	2,149	29.16	29.16	0.04	99.16
	94	15110	NEWPORT BONDING & SURETY CO	1,838	1,821	9.90	25.12	0.03	99.19
	95	1248	AMBAC ASSUR CORP GRP	1,818	3,620	0.00	0.00	0.03	99.23
	96	4802	TRIPLE S GRP	1,771	1,949	42.63	58.16	0.03	99.26
	97	246	PENNSYLVANIA LUMBERMENS GRP	1,742	1,678	0.00	0.00	0.03	99.29
	98	12987	BENEFIT SECURITY INS CO	1,566	1,530	33.00	33.00	0.03	99.32
	99	256	PROSIGHT GRP	1,533	873	- 40.97	- 3.91	0.03	99.35
	100	12965	BONDEX INS CO	1,470	1,230	- 3.62	8.47	0.03	99.38
	101	3416	AXIS CAPITAL GRP	1,450	1,426	13.09	16.02	0.03	99.41
	102	309	WESTERN NATL MUT GRP	1,431	1,055	4.75	4.75	0.03	99.43
	103	3526	COOPERATIVA DE SEGUROS MULTIPLES GRP	1,410	2,179	58.62	58.59	0.03	99.46
	104	15792	UNDERWRITERS AT LLOYDS LONDON	1,262	1,288	0.00	0.00	0.02	99.49
	105	510	NAVIGATORS GRP	1,256	2,371	212.97	226.60	0.02	99.51
	106	201	UTICA GRP	1,252	1,408	- 65.72	- 85.51	0.02	99.53
	107	38504	FIRST SURETY CORP	1,248	755	22.56	22.56	0.02	99.56
	108	1228	BAR PLAN GRP	1,233	1,210	34.75	40.22	0.02	99.58
	109	4509	IRONSHORE GRP	1,185	289	25.26	28.07	0.02	99.60
	110	106	ISLAND INS CO GRP	1,154	1,502	- 14.72	- 11.78	0.02	99.62
	111	10830	BUSINESS ALLIANCE INS CO	1,119	1,014	20.31	25.18	0.02	99.65
	112	13600	BLACK DIAMOND INS CO INC	995	995	7.36	9.54	0.02	99.66
	113	3991	IMT MUT HOLDING GRP	945	912	- 7.72	- 3.52	0.02	99.68
	114	41114	ATLANTIC BONDING CO	931	757	- 49.00	- 32.41	0.02	99.70
	115	796	QBE INS GRP	898	868	2.70	- 12.52	0.02	99.72
	116	4753	TAWA GRP	807	810	427.79	529.56	0.02	99.73
	117	10642	CHEROKEE INS CO	793	575	0.00	0.00	0.02	99.75
	118	153	PEKIN INS GRP	749	739	13.70	13.82	0.01	99.76
	119	4672	DONGBU INS GRP	684	384	- 26.86	- 21.77	0.01	99.78
	120	169	SENTRY INS GRP	653	743	- 63.42	- 28.83	0.01	99.79
	121	10308	ANTILLES INS CO	621	512	- 34.64	- 32.53	0.01	99.80
	122	3489	DELEK GRP	593	593	4.60	13.21	0.01	99.81
	123	34541	ALLEGHENY SURETY CO	588	589	0.00	0.00	0.01	99.82
	124	15213	BROADWAY INS & SURETY CO INC	579	114	15.00	15.00	0.01	99.83
	125	214	ALLIANCE INS GRP	530	522	- 64.33	- 56.96	0.01	99.84
			INDUSTRY TOTAL	5,255,039	5,181,086	16.27	18.98	100.00	100.00

PROPERTY AND CASUALTY INSURANCE INDUSTRY
MARKET SHARE REPORT - TOTAL PREMIUM
BY GROUP
24 - SURETY

May 15, 2014

STATE	Rank	Group/ Company Code	Group/ Company Name	Direct Premiums Written (000)	Direct Premiums Earned (000)	Direct Loss to EP Ratio	Direct Loss & DCC to EP Ratio	Market Share %	Cumulative Market Share %
Alabama	1	3548	TRAVELERS GRP	9,989	10,894	- 49.33	- 53.52	16.79	16.79
	2	218	CNA INS GRP	6,381	5,913	- 6.54	- 6.03	10.73	27.52
	3	111	LIBERTY MUT GRP	5,031	5,605	32.37	40.97	8.46	35.98
	4	212	ZURICH INS GRP	4,120	4,966	- 5.60	1.20	6.93	42.90
	5	91	HARTFORD FIRE & CAS GRP	3,979	3,865	152.90	181.94	6.69	49.59
	6	38	CHUBB INC GRP	2,159	2,521	0.84	0.84	3.63	53.22
	7	3488	J A PATTERSON GRP	2,072	2,073	- 5.43	1.47	3.48	56.71
	8	4705	AIA HOLDINGS INC GRP	1,522	1,554	8.08	12.77	2.56	59.27
	9	88	THE HANOVER INS GRP	1,380	1,313	145.87	194.28	2.32	61.59
	10	783	RLI INS GRP	1,187	1,206	9.82	17.41	2.00	63.58
			**STATE TOTAL **	59,481	61,036	19.34	25.01	100.00	100.00
Alaska	1	111	LIBERTY MUT GRP	10,661	10,220	52.70	54.70	35.57	35.57
	2	3548	TRAVELERS GRP	4,062	4,564	- 57.91	- 67.10	13.55	49.13
	3	218	CNA INS GRP	2,873	3,001	- 7.09	- 10.93	9.59	58.71
	4	212	ZURICH INS GRP	2,540	2,983	- 5.48	- 5.33	8.47	67.19
	5	4705	AIA HOLDINGS INC GRP	1,379	1,345	0.48	0.58	4.60	71.79
	6	38	CHUBB INC GRP	1,207	780	7.29	7.29	4.03	75.82
	7	783	RLI INS GRP	1,197	1,394	4.73	4.02	3.99	79.81
	8	91	HARTFORD FIRE & CAS GRP	1,091	883	8.57	5.86	3.64	83.45
	9	3488	J A PATTERSON GRP	878	756	19.90	22.82	2.93	86.38
	10	626	ACE LTD GRP	839	901	24.45	31.64	2.80	89.18
			**STATE TOTAL **	29,970	30,239	9.42	8.73	100.00	100.00
Arizona	1	111	LIBERTY MUT GRP	14,930	14,992	-707.34	-695.10	16.87	16.87
	2	3548	TRAVELERS GRP	13,229	16,297	- 15.43	- 20.33	14.94	31.81
	3	212	ZURICH INS GRP	9,639	7,753	1.17	1.04	10.89	42.70
	4	218	CNA INS GRP	6,222	6,669	- 0.66	- 4.40	7.03	49.73
	5	783	RLI INS GRP	4,745	4,755	5.60	6.37	5.36	55.09
	6	91	HARTFORD FIRE & CAS GRP	4,103	4,459	84.77	89.62	4.63	59.72
	7	3479	MERCHANTS BONDING CO GRP	3,832	4,056	1.78	2.72	4.33	64.05
	8	38	CHUBB INC GRP	2,752	3,042	- 4.42	- 3.95	3.11	67.16
	9	19	ASSURANT INC GRP	2,509	2,508	59.56	59.56	2.83	69.99
	10	3488	J A PATTERSON GRP	2,316	2,023	2.84	8.04	2.62	72.61
			**STATE TOTAL **	88,526	90,231	-109.18	-104.72	100.00	100.00
Arkansas	1	3548	TRAVELERS GRP	7,031	7,425	21.80	20.17	19.61	19.61
	2	212	ZURICH INS GRP	4,577	4,182	- 8.21	- 6.90	12.77	32.38
	3	218	CNA INS GRP	2,924	3,037	20.36	16.00	8.16	40.53
	4	111	LIBERTY MUT GRP	2,456	3,178	- 14.18	- 15.43	6.85	47.39
	5	38	CHUBB INC GRP	2,390	2,515	3.07	3.07	6.67	54.05
	6	26310	GRANITE RE INC	1,934	1,935	30.24	35.75	5.39	59.45
	7	62	EMC INS CO GRP	1,900	1,793	7.84	19.28	5.30	64.75
	8	984	HCC INS HOLDINGS GRP	1,073	885	50.84	75.50	2.99	67.74
	9	91	HARTFORD FIRE & CAS GRP	996	942	13.72	12.83	2.78	70.52
	10	228	WESTFIELD GRP	969	1,249	- 1.80	4.09	2.70	73.22
			**STATE TOTAL **	35,853	36,851	11.95	13.71	100.00	100.00
California	1	3548	TRAVELERS GRP	97,774	91,330	- 7.66	- 10.68	14.47	14.47
	2	111	LIBERTY MUT GRP	89,301	94,986	175.20	178.20	13.22	27.69
	3	212	ZURICH INS GRP	64,011	61,935	6.39	7.67	9.48	37.17
	4	984	HCC INS HOLDINGS GRP	59,354	61,438	2.42	13.14	8.79	45.96
	5	218	CNA INS GRP	31,617	33,903	14.83	12.91	4.68	50.64
	6	38	CHUBB INC GRP	31,556	31,762	- 2.96	- 3.30	4.67	55.31
	7	4705	AIA HOLDINGS INC GRP	30,995	31,120	17.38	20.28	4.59	59.90
	8	4779	JK GRP	21,333	20,652	14.49	14.17	3.16	63.05
	9	626	ACE LTD GRP	17,138	14,808	8.76	12.41	2.54	65.59
	10	84	AMERICAN FINANCIAL GRP	15,981	15,308	55.22	63.97	2.37	67.96
			**STATE TOTAL **	675,513	669,689	30.99	34.80	100.00	100.00

PROPERTY AND CASUALTY INSURANCE INDUSTRY
MARKET SHARE REPORT - TOTAL PREMIUM
BY GROUP
24 - SURETY

May 15, 2014

STATE	Rank	Group/ Company Code	Group/ Company Name	Direct Premiums Written (000)	Direct Premiums Earned (000)	Direct Loss to EP Ratio	Direct Loss & DCC to EP Ratio	Market Share %	Cumulative Market Share %
Colorado	1	3548	TRAVELERS GRP	15,705	19,068	- 5.57	- 10.26	15.62	15.62
	2	111	LIBERTY MUT GRP	12,646	11,169	- 28.75	- 24.93	12.57	28.19
	3	218	CNA INS GRP	11,440	10,697	- 0.40	- 3.18	11.37	39.56
	4	212	ZURICH INS GRP	6,792	7,702	- 13.60	- 12.23	6.75	46.32
	5	38	CHUBB INC GRP	5,066	5,746	- 1.55	- 1.55	5.04	51.35
	6	91	HARTFORD FIRE & CAS GRP	4,994	4,920	15.52	15.81	4.97	56.32
	7	984	HCC INS HOLDINGS GRP	3,081	2,983	- 0.31	4.70	3.06	59.38
	8	4705	AIA HOLDINGS INC GRP	2,988	3,124	3.53	3.48	2.97	62.35
	9	1279	ARCH INS GRP	2,965	3,020	11.23	12.13	2.95	65.30
	10	626	ACE LTD GRP	2,892	3,422	9.60	14.33	2.88	68.18
			STATE TOTAL	100,576	104,262	4.65	5.57	100.00	100.00
Connecticut	1	3548	TRAVELERS GRP	15,784	15,508	- 13.83	- 17.96	23.33	23.33
	2	218	CNA INS GRP	8,253	7,268	5.41	2.73	12.20	35.53
	3	111	LIBERTY MUT GRP	6,426	4,945	- 7.82	0.13	9.50	45.02
	4	212	ZURICH INS GRP	4,723	4,435	3.51	5.94	6.98	52.00
	5	91	HARTFORD FIRE & CAS GRP	3,935	3,924	13.14	14.15	5.82	57.82
	6	626	ACE LTD GRP	3,115	2,939	20.08	25.42	4.60	62.42
	7	1279	ARCH INS GRP	2,368	1,906	19.98	20.99	3.50	65.92
	8	4705	AIA HOLDINGS INC GRP	2,297	2,221	0.73	1.03	3.40	69.32
	9	38	CHUBB INC GRP	2,153	1,987	3.90	4.54	3.18	72.50
	10	501	ALLEGHANY GRP	1,910	1,707	24.48	24.17	2.82	75.32
			STATE TOTAL	67,660	62,177	- 0.35	2.04	100.00	100.00
Delaware	1	111	LIBERTY MUT GRP	2,686	3,168	46.49	47.12	16.08	16.08
	2	212	ZURICH INS GRP	1,949	2,127	100.26	104.44	11.67	27.75
	3	3548	TRAVELERS GRP	1,803	2,072	- 0.09	- 5.97	10.79	38.55
	4	4705	AIA HOLDINGS INC GRP	1,384	1,376	28.18	33.50	8.29	46.83
	5	313	AEGIS GRP	1,070	1,028	- 0.16	9.85	6.41	53.24
	6	91	HARTFORD FIRE & CAS GRP	940	777	11.48	11.18	5.63	58.87
	7	218	CNA INS GRP	836	842	- 3.07	- 7.80	5.00	63.87
	8	38	CHUBB INC GRP	587	1,004	- 3.92	- 3.92	3.51	67.39
	9	626	ACE LTD GRP	557	696	75.70	80.70	3.54	70.72
	10	984	HCC INS HOLDINGS GRP	533	527	10.00	11.68	3.19	73.92
			STATE TOTAL	16,702	18,141	28.76	29.48	100.00	100.00
District Of Columbia	1	3548	TRAVELERS GRP	19,169	18,915	- 1.82	- 7.03	15.36	15.36
	2	212	ZURICH INS GRP	16,372	11,562	- 0.62	0.56	13.12	28.47
	3	111	LIBERTY MUT GRP	12,175	11,574	- 3.47	- 1.58	9.75	38.22
	4	626	ACE LTD GRP	11,377	10,754	1.79	4.43	9.11	47.34
	5	3488	J A PATTERSON GRP	9,990	10,166	31.03	32.63	8.00	55.34
	6	84	AMERICAN FINANCIAL GRP	6,035	2,677	39.89	46.08	4.83	60.17
	7	12	AMERICAN INTL GRP	5,538	5,735	- 0.15	- 0.15	4.44	64.61
	8	218	CNA INS GRP	5,339	4,225	- 7.08	- 12.60	4.28	68.89
	9	38	CHUBB INC GRP	4,419	4,869	- 6.57	- 6.57	3.54	72.43
	10	4698	ASPEN INS HOLDING GRP	3,595	1,685	1.47	6.45	2.88	75.31
			STATE TOTAL	124,833	109,809	23.68	25.34	100.00	100.00
Florida	1	111	LIBERTY MUT GRP	38,805	37,788	- 5.79	10.66	14.38	14.38
	2	3548	TRAVELERS GRP	37,026	41,795	- 9.84	- 15.69	13.72	28.10
	3	212	ZURICH INS GRP	27,298	26,286	48.45	53.31	10.11	38.21
	4	218	CNA INS GRP	21,282	19,728	17.19	15.24	7.89	46.10
	5	4705	AIA HOLDINGS INC GRP	12,641	12,379	14.51	18.96	4.68	50.78
	6	626	ACE LTD GRP	10,100	10,216	27.97	34.92	3.74	54.52
	7	91	HARTFORD FIRE & CAS GRP	7,186	8,083	27.01	27.90	2.66	57.19
	8	84	AMERICAN FINANCIAL GRP	6,885	6,913	0.83	7.42	2.55	59.74
	9	38	CHUBB INC GRP	6,311	7,018	113.62	113.58	2.34	62.08
	10	501	ALLEGHANY GRP	5,698	5,170	35.71	36.30	2.11	64.19
			STATE TOTAL	269,882	270,611	16.00	23.35	100.00	100.00

PROPERTY AND CASUALTY INSURANCE INDUSTRY
MARKET SHARE REPORT - TOTAL PREMIUM
BY GROUP
24 - SURETY

May 15, 2014

STATE	Rank	Group/ Company Code	Group/ Company Name	Direct Premiums Written (000)	Direct Premiums Earned (000)	Direct Loss to EP Ratio	Direct Loss & DCC to EP Ratio	Market Share %	Cumulative Market Share %
Georgia	1	3548	TRAVELERS GRP	23,147	17,446	- 10.74	- 19.97	18.19	18.19
	2	111	LIBERTY MUT GRP	12,529	12,479	20.70	27.75	9.85	28.04
	3	218	CNA INS GRP	9,030	10,260	9.89	7.74	7.10	35.13
	4	212	ZURICH INS GRP	8,481	8,569	0.99	2.55	6.66	41.80
	5	17	LIFE OF THE SOUTH CORP GRP	7,917	7,917	63.13	62.98	6.22	48.02
	6	38	CHUBB INC GRP	6,254	5,199	- 6.98	- 7.53	4.91	52.93
	7	91	HARTFORD FIRE & CAS GRP	6,036	5,372	63.04	91.00	4.74	57.68
	8	626	ACE LTD GRP	3,380	2,746	10.30	18.74	2.66	60.33
	9	98	WR BERKLEY CORP GRP	3,005	2,692	- 1.35	- 1.19	2.36	62.69
	10	228	WESTFIELD GRP	2,727	2,794	- 0.65	5.97	2.14	64.84
			**STATE TOTAL **	127,249	119,420	20.81	24.16	100.00	100.00
Hawaii	1	212	ZURICH INS GRP	8,142	6,010	3.33	3.97	23.23	23.23
	2	3548	TRAVELERS GRP	7,190	8,657	- 6.11	10.64	20.52	43.75
	3	111	LIBERTY MUT GRP	4,442	6,009	- 13.07	- 9.97	12.68	56.42
	4	3098	TOKIO MARINE HOLDINGS INC GRP	1,983	1,874	0.00	0.33	5.66	62.08
	5	91	HARTFORD FIRE & CAS GRP	1,730	1,887	14.86	16.88	4.94	67.01
	6	626	ACE LTD GRP	1,548	892	386.95	411.28	4.42	71.43
	7	38	CHUBB INC GRP	1,251	973	- 9.10	- 9.10	3.57	75.00
	8	106	ISLAND INS CO GRP	1,154	1,502	- 14.72	- 11.78	3.29	78.29
	9	1285	XL AMER GRP	905	348	36.35	37.00	2.58	80.87
	10	75	INSCO INS SERVICES GRP	900	885	3.20	1.20	2.57	83.44
			**STATE TOTAL **	35,048	35,862	9.88	15.87	100.00	100.00
Idaho	1	111	LIBERTY MUT GRP	3,501	3,553	-105.58	-111.93	18.61	18.61
	2	3548	TRAVELERS GRP	3,127	2,915	- 9.87	- 17.68	16.62	35.23
	3	218	CNA INS GRP	1,776	1,700	- 3.16	- 6.95	9.44	44.67
	4	212	ZURICH INS GRP	1,262	1,401	- 3.10	- 4.63	6.71	51.38
	5	181	SWISS RE GRP	823	821	- 27.21	- 33.33	4.38	55.75
	6	75	INSCO INS SERVICES GRP	791	903	- 21.67	- 32.30	4.20	59.95
	7	4705	AIA HOLDINGS INC GRP	647	683	- 0.21	- 0.26	3.44	63.39
	8	91	HARTFORD FIRE & CAS GRP	615	686	17.46	17.56	3.27	66.66
	9	626	ACE LTD GRP	605	545	11.91	15.32	3.22	69.88
	10	84	AMERICAN FINANCIAL GRP	469	424	17.44	20.79	2.49	72.37
			**STATE TOTAL **	18,816	19,088	- 21.18	- 23.62	100.00	100.00
Illinois	1	111	LIBERTY MUT GRP	29,126	26,247	- 12.51	- 11.16	13.66	13.66
	2	3548	TRAVELERS GRP	25,671	25,611	- 5.80	- 10.26	12.04	25.69
	3	218	CNA INS GRP	20,546	20,312	- 6.23	- 12.25	9.63	35.33
	4	84	AMERICAN FINANCIAL GRP	18,921	17,328	26.85	33.75	8.87	44.20
	5	12	AMERICAN INTL GRP	15,358	14,991	18.30	18.30	7.20	51.40
	6	212	ZURICH INS GRP	14,475	13,354	13.50	20.03	6.79	58.18
	7	626	ACE LTD GRP	5,720	5,136	- 22.07	- 20.11	2.68	60.87
	8	181	SWISS RE GRP	5,291	5,314	33.21	39.49	2.48	63.35
	9	4705	AIA HOLDINGS INC GRP	5,087	4,919	0.18	0.49	2.38	65.73
	10	2538	AMTRUST NGH GRP	4,750	4,467	79.17	79.17	2.23	67.96
			**STATE TOTAL **	213,283	204,316	17.92	19.94	100.00	100.00
Indiana	1	218	CNA INS GRP	10,535	10,970	- 7.92	- 13.70	15.90	15.90
	2	111	LIBERTY MUT GRP	9,809	9,852	- 0.21	0.18	14.81	30.71
	3	3548	TRAVELERS GRP	9,545	8,404	- 8.23	- 15.36	14.41	45.12
	4	212	ZURICH INS GRP	5,913	6,077	55.54	63.75	8.93	54.05
	5	244	CINCINNATI FIN GRP	2,248	2,185	- 22.96	- 20.33	3.39	57.44
	6	38	CHUBB INC GRP	2,162	2,151	0.47	0.50	3.26	60.71
	7	3479	MERCHANTS BONDING CO GRP	2,045	2,061	0.12	- 0.54	3.09	63.80
	8	3488	J A PATTERSON GRP	1,896	1,919	33.36	33.68	2.86	66.66
	9	84	AMERICAN FINANCIAL GRP	1,489	1,551	17.79	22.32	2.25	68.90
	10	12750	EVERGREEN NATL IND CO	1,351	1,332	- 1.94	- 2.85	2.04	70.94
			**STATE TOTAL **	66,238	66,165	7.12	6.79	100.00	100.00

PROPERTY AND CASUALTY INSURANCE INDUSTRY
MARKET SHARE REPORT - TOTAL PREMIUM
BY GROUP
24 - SURETY

May 15, 2014

STATE	Rank	Group/ Company Code	Group/ Company Name	Direct Premiums Written (000)	Direct Premiums Earned (000)	Direct Loss to EP Ratio	Direct Loss & DCC to EP Ratio	Market Share %	Cumulative Market Share %
Iowa	1	3479	MERCHANTS BONDING CO GRP	7,695	7,610	12.70	12.82	16.98	16.98
	2	3548	TRAVELERS GRP	5,098	4,953	- 1.68	- 5.93	11.25	28.22
	3	248	UNITED FIRE & CAS GRP	3,758	3,516	2.57	2.67	8.29	36.52
	4	218	CNA INS GRP	3,672	3,630	3.47	- 0.72	8.10	44.62
	5	212	ZURICH INS GRP	2,958	2,786	7.90	10.92	6.53	51.14
	6	111	LIBERTY MUT GRP	2,723	3,096	- 3.60	- 8.59	6.01	57.15
	7	181	SWISS RE GRP	2,073	2,010	35.38	46.94	4.57	61.73
	8	26310	GRANITE RE INC	1,404	1,490	23.07	24.49	3.10	64.82
	9	98	WR BERKLEY CORP GRP	1,228	597	54.12	54.12	2.71	67.53
	10	4705	AIA HOLDINGS INC GRP	1,203	1,188	9.03	9.89	2.65	70.19
			**STATE TOTAL **	45,326	43,568	9.53	10.74	100.00	100.00
Kansas	1	111	LIBERTY MUT GRP	6,726	5,697	- 45.05	- 42.47	14.55	14.55
	2	212	ZURICH INS GRP	6,011	5,912	16.03	17.41	13.01	27.56
	3	3548	TRAVELERS GRP	5,799	8,305	- 3.46	- 6.67	12.55	40.11
	4	218	CNA INS GRP	3,765	3,800	5.87	4.16	8.15	48.25
	5	38	CHUBB INC GRP	2,551	2,475	- 3.40	- 3.40	5.52	53.77
	6	91	HARTFORD FIRE & CAS GRP	1,683	1,623	14.05	15.87	3.64	57.41
	7	62	EMC INS CO GRP	1,654	1,463	35.50	31.88	3.58	60.99
	8	3479	MERCHANTS BONDING CO GRP	1,550	1,503	0.22	1.84	3.35	64.35
	9	626	ACE LTD GRP	1,375	1,189	3.48	4.32	2.98	67.32
	10	140	NATIONWIDE CORP GRP	1,136	1,046	3.48	4.94	2.46	69.78
			**STATE TOTAL **	46,219	46,484	8.02	8.37	100.00	100.00
Kentucky	1	3548	TRAVELERS GRP	13,222	14,518	- 0.69	- 4.53	20.15	20.15
	2	111	LIBERTY MUT GRP	9,450	9,821	191.46	192.38	14.40	34.55
	3	3488	J A PATTERSON GRP	7,390	7,059	2.85	3.46	11.26	45.81
	4	218	CNA INS GRP	5,352	5,340	- 15.03	- 21.02	8.16	53.97
	5	84	AMERICAN FINANCIAL GRP	2,950	3,069	28.20	36.09	4.50	58.46
	6	4765	WBL GRP	2,779	2,905	20.64	23.44	4.23	62.70
	7	212	ZURICH INS GRP	2,695	3,117	- 0.25	- 0.44	4.11	66.80
	8	91	HARTFORD FIRE & CAS GRP	1,716	1,651	7.45	8.30	2.62	69.42
	9	228	WESTFIELD GRP	1,579	1,938	- 13.23	- 8.93	2.41	71.82
	10	17	LIFE OF THE SOUTH CORP GRP	1,539	1,539	87.19	87.19	2.35	74.17
			**STATE TOTAL **	65,624	68,125	30.81	32.54	100.00	100.00
Louisiana	1	3548	TRAVELERS GRP	20,055	17,140	- 16.16	- 44.81	17.10	17.10
	2	111	LIBERTY MUT GRP	11,635	11,428	- 34.82	- 34.68	9.92	27.02
	3	218	CNA INS GRP	9,171	8,746	- 14.82	- 17.97	7.82	34.84
	4	91	HARTFORD FIRE & CAS GRP	8,225	7,526	2.28	- 2.38	7.01	41.86
	5	212	ZURICH INS GRP	8,085	9,003	1.54	2.12	6.89	48.75
	6	984	HCC INS HOLDINGS GRP	6,295	6,407	- 8.47	- 3.50	5.37	54.12
	7	4705	AIA HOLDINGS INC GRP	6,045	6,111	5.67	5.97	5.15	59.27
	8	38	CHUBB INC GRP	5,820	6,963	0.58	0.37	4.96	64.23
	9	17	LIFE OF THE SOUTH CORP GRP	5,626	5,626	75.39	75.39	4.80	69.03
	10	457	ARGONAUT GRP	4,763	3,935	- 4.11	- 4.11	4.06	73.09
			**STATE TOTAL **	117,278	113,350	- 0.70	- 1.92	100.00	100.00
Maine	1	111	LIBERTY MUT GRP	2,476	3,783	- 15.33	- 14.49	18.30	18.30
	2	3548	TRAVELERS GRP	2,029	2,568	- 0.11	- 5.45	14.99	33.29
	3	98	WR BERKLEY CORP GRP	1,351	1,582	- 15.12	- 15.34	9.98	43.27
	4	88	THE HANOVER INS GRP	1,180	1,109	261.20	241.83	8.72	51.99
	5	212	ZURICH INS GRP	767	883	- 11.60	- 15.38	5.67	57.66
	6	12750	EVERGREEN NATL IND CO	678	685	- 16.02	- 22.02	5.01	62.67
	7	218	CNA INS GRP	583	712	12.38	10.12	4.31	66.98
	8	84	AMERICAN FINANCIAL GRP	509	412	29.36	26.96	3.76	70.75
	9	91	HARTFORD FIRE & CAS GRP	413	615	13.43	13.78	3.05	73.80
	10	3479	MERCHANTS BONDING CO GRP	382	373	0.14	0.52	2.82	76.62
			**STATE TOTAL **	13,532	16,306	17.44	15.67	100.00	100.00

PROPERTY AND CASUALTY INSURANCE INDUSTRY
MARKET SHARE REPORT - TOTAL PREMIUM
BY GROUP
24 - SURETY

May 15, 2014

STATE	Rank	Group/ Company Code	Group/ Company Name	Direct Premiums Written (000)	Direct Premiums Earned (000)	Direct Loss to EP Ratio	Direct Loss & DCC to EP Ratio	Market Share %	Cumulative Market Share %
Maryland	1	3548	TRAVELERS GRP	22,632	24,263	1.39	- 3.74	14.98	14.98
	2	111	LIBERTY MUT GRP	17,769	17,309	- 64.47	- 64.37	11.76	26.75
	3	212	ZURICH INS GRP	16,965	17,017	46.92	52.60	11.23	37.98
	4	218	CNA INS GRP	8,357	7,855	24.98	22.50	5.53	43.51
	5	984	HCC INS HOLDINGS GRP	7,936	8,185	39.43	42.54	5.25	48.77
	6	3488	J A PATTERSON GRP	6,153	4,904	90.05	96.51	4.07	52.84
	7	91	HARTFORD FIRE & CAS GRP	6,092	6,079	106.86	158.32	4.03	56.88
	8	38	CHUBB INC GRP	4,827	7,074	- 2.99	- 2.93	3.20	60.07
	9	626	ACE LTD GRP	4,710	4,220	20.31	25.01	3.12	63.19
	10	4705	AIA HOLDINGS INC GRP	4,494	4,636	3.25	- 0.10	2.98	66.17
			**STATE TOTAL **	151,036	149,848	14.67	18.98	100.00	100.00
Massachusetts	1	111	LIBERTY MUT GRP	28,710	27,439	13.78	17.62	22.25	22.25
	2	3548	TRAVELERS GRP	24,687	22,488	1.57	- 0.31	19.13	41.39
	3	218	CNA INS GRP	15,292	15,219	75.57	73.44	11.85	53.24
	4	212	ZURICH INS GRP	12,374	9,847	- 17.50	- 15.82	9.59	62.83
	5	38	CHUBB INC GRP	5,600	5,575	- 1.40	- 0.10	4.34	67.17
	6	181	SWISS RE GRP	3,838	3,726	-161.91	-203.80	2.97	70.15
	7	88	THE HANOVER INS GRP	3,777	3,404	86.64	79.49	2.93	73.07
	8	91	HARTFORD FIRE & CAS GRP	3,357	4,166	- 3.23	- 2.42	2.60	75.68
	9	1279	ARCH INS GRP	3,112	2,922	75.36	88.52	2.41	78.09
	10	311	MAIN STREET AMER GRP	2,882	3,098	14.20	16.70	2.23	80.32
			**STATE TOTAL **	129,018	124,234	13.43	14.57	100.00	100.00
Michigan	1	111	LIBERTY MUT GRP	11,692	10,402	47.44	71.24	15.10	15.10
	2	218	CNA INS GRP	9,961	9,081	11.17	10.50	12.87	27.97
	3	3548	TRAVELERS GRP	9,093	8,092	- 8.28	- 13.38	11.74	39.71
	4	212	ZURICH INS GRP	3,894	3,522	23.15	30.77	5.03	44.74
	5	38	CHUBB INC GRP	3,310	2,997	- 6.62	- 6.62	4.27	49.01
	6	91	HARTFORD FIRE & CAS GRP	3,201	3,244	51.42	67.67	4.13	53.15
	7	4705	AIA HOLDINGS INC GRP	2,578	2,574	1.91	2.42	3.33	56.48
	8	3479	MERCHANTS BONDING CO GRP	1,828	1,746	13.75	12.04	2.36	58.84
	9	626	ACE LTD GRP	1,807	1,856	- 5.81	- 2.02	2.33	61.17
	10	228	WESTFIELD GRP	1,751	2,146	- 11.12	2.45	2.26	63.44
			**STATE TOTAL **	77,426	74,458	11.74	17.01	100.00	100.00
Minnesota	1	3548	TRAVELERS GRP	13,257	12,376	- 5.00	- 9.22	17.68	17.68
	2	218	CNA INS GRP	8,542	8,787	- 3.69	- 6.64	11.39	29.06
	3	111	LIBERTY MUT GRP	7,723	6,635	15.87	13.18	10.30	39.36
	4	38	CHUBB INC GRP	5,671	2,726	- 2.51	- 2.51	7.56	46.92
	5	212	ZURICH INS GRP	4,407	4,147	31.02	42.49	5.88	52.80
	6	26310	GRANITE RE INC	4,140	4,153	- 10.33	- 7.87	5.52	58.32
	7	12296	WHITECAP SURETY CO	3,297	3,297	0.00	0.00	4.40	62.71
	8	10293	INTEGRA INS INC	2,687	2,687	0.00	0.00	3.58	66.30
	9	181	SWISS RE GRP	2,374	2,179	30.89	39.66	3.17	69.46
	10	248	UNITED FIRE & CAS GRP	2,206	2,164	- 0.32	- 0.37	2.94	72.40
			**STATE TOTAL **	75,003	71,815	6.35	7.15	100.00	100.00
Mississippi	1	3548	TRAVELERS GRP	8,870	9,359	- 11.57	- 15.90	20.65	20.65
	2	111	LIBERTY MUT GRP	7,449	5,892	14.61	24.62	17.34	37.99
	3	218	CNA INS GRP	3,914	3,727	10.63	8.15	9.11	47.10
	4	212	ZURICH INS GRP	2,282	2,523	116.50	138.72	5.31	52.41
	5	91	HARTFORD FIRE & CAS GRP	1,774	1,610	- 17.50	- 22.81	4.13	56.54
	6	474	FCCI MUT INS GRP	1,617	1,797	40.36	47.33	3.76	60.31
	7	38	CHUBB INC GRP	1,594	1,376	1.87	1.87	3.71	64.02
	8	783	RLI INS GRP	1,458	1,394	4.58	4.97	3.39	67.41
	9	1279	ARCH INS GRP	1,380	1,374	13.02	14.33	3.21	70.62
	10	984	HCC INS HOLDINGS GRP	1,222	1,058	5.24	9.75	2.85	73.47
			**STATE TOTAL **	42,956	42,266	5.90	7.63	100.00	100.00

PROPERTY AND CASUALTY INSURANCE INDUSTRY
MARKET SHARE REPORT - TOTAL PREMIUM
BY GROUP
24 - SURETY

May 15, 2014

STATE	Rank	Group/ Company Code	Group/ Company Name	Direct Premiums Written (000)	Direct Premiums Earned (000)	Direct Loss to EP Ratio	Direct Loss & DCC to EP Ratio	Market Share %	Cumulative Market Share %
Missouri	1	111	LIBERTY MUT GRP	12,703	11,974	- 38.35	- 19.05	17.22	17.22
	2	3548	TRAVELERS GRP	11,827	12,052	- 25.79	- 33.48	16.04	33.26
	3	218	CNA INS GRP	10,089	9,542	10.74	8.39	13.68	46.94
	4	212	ZURICH INS GRP	5,917	6,427	31.17	36.68	8.02	54.96
	5	783	RLI INS GRP	2,233	2,110	16.32	18.38	3.03	57.99
	6	91	HARTFORD FIRE & CAS GRP	2,133	2,137	14.27	17.80	2.89	60.88
	7	38	CHUBB INC GRP	2,032	2,615	- 7.75	- 7.75	2.75	63.64
	8	626	ACE LTD GRP	1,910	1,726	7.27	9.74	2.59	66.23
	9	181	SWISS RE GRP	1,548	1,668	14.85	21.46	2.10	68.32
	10	26310	GRANITE RE INC	1,372	1,403	8.38	11.08	1.86	70.18
			STATE TOTAL	73,752	75,107	- 2.89	0.06	100.00	100.00
Montana	1	3548	TRAVELERS GRP	6,224	6,341	- 2.87	- 11.62	23.50	23.50
	2	212	ZURICH INS GRP	5,528	5,155	1.45	1.94	20.87	44.37
	3	111	LIBERTY MUT GRP	2,990	2,632	- 0.72	2.67	11.29	55.65
	4	218	CNA INS GRP	2,127	2,136	- 2.49	- 5.65	8.03	63.68
	5	181	SWISS RE GRP	1,257	1,321	54.41	69.54	4.75	68.43
	6	91	HARTFORD FIRE & CAS GRP	1,056	952	14.35	12.50	3.99	72.41
	7	626	ACE LTD GRP	947	895	24.31	35.16	3.58	75.99
	8	84	AMERICAN FINANCIAL GRP	672	710	14.10	14.90	2.54	78.53
	9	75	INSCO INS SERVICES GRP	585	671	- 4.88	- 14.77	2.21	80.74
	10	984	HCC INS HOLDINGS GRP	529	409	- 8.01	- 3.41	2.00	82.73
			STATE TOTAL	26,488	25,898	2.79	2.82	100.00	100.00
Nebraska	1	199	UNIVERSAL SURETY GRP	3,616	3,817	- 22.18	- 22.57	11.58	11.58
	2	31	BERKSHIRE HATHAWAY GRP	3,262	3,259	0.00	0.00	10.44	22.02
	3	218	CNA INS GRP	3,251	2,678	- 2.67	- 6.20	10.41	32.43
	4	3548	TRAVELERS GRP	2,534	3,747	- 12.38	- 20.31	8.11	40.54
	5	111	LIBERTY MUT GRP	2,501	2,662	- 5.21	- 4.44	8.01	48.55
	6	3479	MERCHANTS BONDING CO GRP	1,464	1,469	- 3.21	- 2.69	4.69	53.23
	7	4705	AIA HOLDINGS INC GRP	1,420	1,760	5.78	7.05	4.55	57.78
	8	181	SWISS RE GRP	1,396	1,281	31.05	38.98	4.47	62.25
	9	212	ZURICH INS GRP	1,257	1,160	- 3.26	58.72	4.03	66.27
	10	91	HARTFORD FIRE & CAS GRP	1,076	1,269	5.64	7.59	3.44	69.72
			STATE TOTAL	31,234	32,591	- 0.22	1.85	100.00	100.00
Nevada	1	111	LIBERTY MUT GRP	8,306	8,584	128.71	129.39	13.47	13.47
	2	212	ZURICH INS GRP	6,903	7,042	20.58	18.37	11.19	24.66
	3	3548	TRAVELERS GRP	6,586	6,104	- 11.11	- 9.80	10.68	35.34
	4	218	CNA INS GRP	4,845	4,550	7.16	1.59	7.86	43.19
	5	501	ALLEGHANY GRP	3,161	3,295	- 2.43	- 0.27	5.12	48.32
	6	4705	AIA HOLDINGS INC GRP	2,945	2,882	2.35	2.85	4.77	53.09
	7	3488	J A PATTERSON GRP	2,466	2,605	14.87	20.37	4.00	57.09
	8	626	ACE LTD GRP	2,233	2,128	28.90	37.27	3.62	60.71
	9	984	HCC INS HOLDINGS GRP	2,168	2,135	14.00	31.11	3.52	64.22
	10	84	AMERICAN FINANCIAL GRP	2,144	1,894	23.94	31.72	3.48	67.70
			STATE TOTAL	61,681	61,298	30.10	35.61	100.00	100.00
New Hampshire	1	3548	TRAVELERS GRP	2,995	3,311	- 13.89	- 19.89	19.69	19.69
	2	111	LIBERTY MUT GRP	2,241	2,207	- 15.57	- 15.53	14.73	34.42
	3	98	WR BERKLEY CORP GRP	1,345	1,198	39.09	38.55	8.84	43.26
	4	311	MAIN STREET AMER GRP	1,294	1,296	- 1.02	- 0.29	8.50	51.76
	5	218	CNA INS GRP	952	1,048	23.16	17.75	6.26	58.02
	6	12750	EVERGREEN NATL IND CO	729	700	11.42	15.28	4.79	62.81
	7	4705	AIA HOLDINGS INC GRP	690	704	0.38	0.10	4.54	67.35
	8	181	SWISS RE GRP	683	630	28.08	36.83	4.49	71.84
	9	212	ZURICH INS GRP	617	532	0.02	- 0.04	4.06	75.90
	10	88	THE HANOVER INS GRP	292	314	25.73	38.21	1.92	77.82
			STATE TOTAL	15,213	14,996	8.50	6.04	100.00	100.00

PROPERTY AND CASUALTY INSURANCE INDUSTRY
MARKET SHARE REPORT - TOTAL PREMIUM
BY GROUP
24 - SURETY

May 15, 2014

STATE	Rank	Group/ Company Code	Group/ Company Name	Direct Premiums Written (000)	Direct Premiums Earned (000)	Direct Loss to EP Ratio	Direct Loss & DCC to EP Ratio	Market Share %	Cumulative Market Share %
New Jersey	1	111	LIBERTY MUT GRP	22,096	23,817	19.85	25.35	15.07	15.07
	2	3548	TRAVELERS GRP	17,207	17,791	- 7.16	- 12.98	11.74	26.81
	3	212	ZURICH INS GRP	11,992	10,512	- 12.82	- 10.26	8.18	34.99
	4	4705	AIA HOLDINGS INC GRP	10,248	10,950	2.28	7.41	6.99	41.98
	5	218	CNA INS GRP	7,200	6,921	22.15	17.56	4.91	46.89
	6	38326	FIRST IND OF AMER INS CO	5,588	4,996	48.80	66.37	3.81	50.70
	7	242	SELECTIVE INS GRP	5,449	5,421	9.18	13.09	3.72	54.41
	8	158	FAIRFAX FIN GRP	5,443	4,496	45.32	57.79	3.71	58.13
	9	783	RLI INS GRP	5,333	5,230	7.70	10.80	3.64	61.76
	10	38	CHUBB INC GRP	3,947	6,089	26.69	24.07	2.69	64.46
			**STATE TOTAL **	146,617	146,492	15.97	20.35	100.00	100.00
New Mexico	1	218	CNA INS GRP	7,239	6,983	- 2.61	- 7.40	19.41	19.41
	2	3548	TRAVELERS GRP	4,270	3,681	- 14.05	- 21.14	11.45	30.85
	3	111	LIBERTY MUT GRP	3,653	3,499	- 29.77	- 28.84	9.79	40.65
	4	212	ZURICH INS GRP	2,187	3,611	- 10.73	- 5.53	5.86	46.51
	5	84	AMERICAN FINANCIAL GRP	1,635	1,517	13.06	20.11	4.38	50.89
	6	38	CHUBB INC GRP	1,614	1,348	- 3.67	- 3.67	4.33	55.22
	7	783	RLI INS GRP	1,598	1,690	1.63	2.03	4.28	59.50
	8	26310	GRANITE RE INC	1,179	1,134	27.09	27.69	3.16	62.67
	9	984	HCC INS HOLDINGS GRP	1,092	1,097	- 3.79	0.33	2.93	65.59
	10	4705	AIA HOLDINGS INC GRP	1,074	1,029	- 3.73	4.90	2.88	68.47
			**STATE TOTAL **	37,303	37,504	- 0.38	- 1.15	100.00	100.00
New York	1	111	LIBERTY MUT GRP	64,981	61,743	6.48	9.67	18.83	18.83
	2	212	ZURICH INS GRP	57,143	45,253	62.88	68.42	16.56	35.39
	3	3548	TRAVELERS GRP	50,560	46,575	- 27.34	- 23.91	14.65	50.05
	4	218	CNA INS GRP	21,005	21,425	14.95	13.85	6.09	56.13
	5	38	CHUBB INC GRP	15,584	14,429	- 9.06	- 9.56	4.52	60.65
	6	626	ACE LTD GRP	15,240	15,428	14.51	22.89	4.42	65.07
	7	4705	AIA HOLDINGS INC GRP	10,701	11,247	13.01	17.41	3.10	68.17
	8	1279	ARCH INS GRP	10,586	9,490	47.38	75.94	3.07	71.24
	9	984	HCC INS HOLDINGS GRP	9,199	9,371	3.14	11.37	2.67	73.90
	10	88	THE HANOVER INS GRP	7,954	8,020	18.12	27.41	2.31	76.21
			**STATE TOTAL **	345,046	325,276	15.43	21.37	100.00	100.00
North Carolina	1	3548	TRAVELERS GRP	24,500	26,188	3.39	- 0.25	21.41	21.41
	2	111	LIBERTY MUT GRP	15,009	17,471	- 17.23	- 15.10	13.12	34.52
	3	212	ZURICH INS GRP	8,332	8,659	33.43	31.77	7.28	41.80
	4	218	CNA INS GRP	8,091	8,809	5.50	8.69	7.07	48.87
	5	4705	AIA HOLDINGS INC GRP	4,980	5,056	4.76	5.09	4.35	53.23
	6	17	LIFE OF THE SOUTH CORP GRP	3,709	3,709	51.92	52.14	3.24	56.47
	7	38	CHUBB INC GRP	3,306	4,387	- 6.37	- 6.37	2.89	59.36
	8	84	AMERICAN FINANCIAL GRP	3,172	3,344	- 7.79	- 2.07	2.77	62.13
	9	91	HARTFORD FIRE & CAS GRP	3,052	3,326	17.44	46.56	2.67	64.79
	10	158	FAIRFAX FIN GRP	2,632	2,637	14.97	17.21	2.30	67.09
			**STATE TOTAL **	114,441	120,646	12.83	14.16	100.00	100.00
North Dakota	1	3548	TRAVELERS GRP	5,189	4,743	0.75	- 1.08	23.42	23.42
	2	218	CNA INS GRP	3,606	3,390	1.58	- 1.53	16.28	39.70
	3	111	LIBERTY MUT GRP	2,313	1,791	24.17	23.35	10.44	50.14
	4	228	WESTFIELD GRP	1,230	1,304	- 16.52	- 7.19	5.55	55.69
	5	84	AMERICAN FINANCIAL GRP	1,143	991	15.53	14.79	5.16	60.85
	6	212	ZURICH INS GRP	1,092	1,133	- 0.24	0.51	4.93	65.78
	7	248	UNITED FIRE & CAS GRP	910	812	- 0.25	- 0.28	4.11	69.88
	8	26310	GRANITE RE INC	792	773	23.30	23.69	3.57	73.46
	9	181	SWISS RE GRP	537	469	39.16	50.17	2.42	75.88
	10	3479	MERCHANTS BONDING CO GRP	473	382	1.55	3.40	2.13	78.01
			**STATE TOTAL **	22,156	20,699	0.88	0.52	100.00	100.00

PROPERTY AND CASUALTY INSURANCE INDUSTRY
MARKET SHARE REPORT - TOTAL PREMIUM
BY GROUP
24 - SURETY

May 15, 2014

STATE	Rank	Group/ Company Code	Group/ Company Name	Direct Premiums Written (000)	Direct Premiums Earned (000)	Direct Loss to EP Ratio	Direct Loss & DCC to EP Ratio	Market Share %	Cumulative Market Share %
Ohio	1	111	LIBERTY MUT GRP	15,792	14,788	- 14.36	- 25.52	12.40	12.40
	2	228	WESTFIELD GRP	14,409	13,660	7.59	18.27	11.31	23.71
	3	3548	TRAVELERS GRP	14,339	14,406	- 29.28	- 32.46	11.26	34.96
	4	218	CNA INS GRP	10,543	10,736	9.22	7.52	8.28	43.24
	5	244	CINCINNATI FIN GRP	7,761	7,689	67.10	63.33	6.09	49.33
	6	212	ZURICH INS GRP	6,572	6,937	75.88	82.23	5.16	54.49
	7	4705	AIA HOLDINGS INC GRP	5,069	5,058	14.41	17.14	3.98	58.47
	8	38	CHUBB INC GRP	4,333	3,488	- 3.78	- 4.03	3.40	61.87
	9	91	HARTFORD FIRE & CAS GRP	3,721	3,166	6.56	- 13.32	2.92	64.79
	10	84	AMERICAN FINANCIAL GRP	3,674	3,553	28.36	36.37	2.88	67.68
			**STATE TOTAL **	127,394	125,456	7.76	8.94	100.00	100.00
Oklahoma	1	212	ZURICH INS GRP	6,117	7,130	- 12.31	- 13.31	9.79	9.79
	2	3548	TRAVELERS GRP	5,241	4,924	- 5.78	- 14.03	8.39	18.18
	3	111	LIBERTY MUT GRP	5,228	5,626	- 55.17	- 54.72	8.37	26.54
	4	218	CNA INS GRP	5,141	4,906	0.87	- 2.06	8.23	34.77
	5	31	BERKSHIRE HATHAWAY GRP	5,047	5,047	- 0.01	- 0.01	8.08	42.85
	6	84	AMERICAN FINANCIAL GRP	4,718	4,624	3.88	4.39	7.55	50.40
	7	26310	GRANITE RE INC	3,648	3,830	25.74	29.24	5.84	56.24
	8	783	RLI INS GRP	2,842	2,731	8.91	10.08	4.55	60.78
	9	228	WESTFIELD GRP	2,385	2,229	1.16	18.74	3.82	64.60
	10	4705	AIA HOLDINGS INC GRP	2,281	2,260	- 1.19	- 1.40	3.65	68.25
			**STATE TOTAL **	62,485	62,179	- 0.02	- 0.30	100.00	100.00
Oregon	1	111	LIBERTY MUT GRP	12,353	9,900	-134.51	-139.24	18.48	18.48
	2	3548	TRAVELERS GRP	10,425	9,808	- 8.55	- 15.08	15.60	34.08
	3	218	CNA INS GRP	6,906	6,424	- 4.18	- 6.49	10.33	44.42
	4	212	ZURICH INS GRP	6,689	3,356	6.24	7.91	10.01	54.43
	5	783	RLI INS GRP	3,658	3,970	5.12	6.37	5.47	59.90
	6	75	INSCO INS SERVICES GRP	3,604	3,483	12.81	14.54	5.39	65.29
	7	38	CHUBB INC GRP	2,136	2,622	3.19	3.19	3.20	68.49
	8	2538	AMTRUST NGH GRP	2,023	1,376	9.55	10.99	3.03	71.51
	9	12	AMERICAN INTL GRP	1,569	566	20.17	20.98	2.35	73.86
	10	984	HCC INS HOLDINGS GRP	1,526	1,446	- 7.86	- 1.04	2.28	76.14
			**STATE TOTAL **	66,831	58,267	- 19.62	- 20.82	100.00	100.00
Pennsylvania	1	111	LIBERTY MUT GRP	38,676	39,333	- 85.00	- 77.25	19.96	19.96
	2	3548	TRAVELERS GRP	28,847	27,703	- 3.57	- 9.89	14.88	34.84
	3	212	ZURICH INS GRP	19,626	20,864	5.69	5.46	10.13	44.97
	4	218	CNA INS GRP	10,609	11,311	0.02	- 4.29	5.47	50.44
	5	4705	AIA HOLDINGS INC GRP	7,417	7,254	14.03	22.14	3.83	54.27
	6	38	CHUBB INC GRP	7,069	8,586	- 3.84	- 3.78	3.65	57.91
	7	1279	ARCH INS GRP	6,623	6,442	0.16	1.14	3.42	61.33
	8	12750	EVERGREEN NATL IND CO	6,066	5,779	0.81	0.90	3.13	64.46
	9	313	AEGIS GRP	5,759	6,183	0.23	10.26	2.97	67.43
	10	626	ACE LTD GRP	5,540	5,353	58.92	60.71	2.86	70.29
			**STATE TOTAL **	193,810	196,456	- 11.40	- 9.85	100.00	100.00
Rhode Island	1	111	LIBERTY MUT GRP	1,966	1,908	29.97	26.67	15.09	15.09
	2	218	CNA INS GRP	1,828	1,513	- 3.22	- 7.58	14.02	29.11
	3	3548	TRAVELERS GRP	1,682	2,160	- 6.09	- 11.80	12.91	42.02
	4	181	SWISS RE GRP	1,018	896	86.60	104.64	7.81	49.83
	5	212	ZURICH INS GRP	884	937	2.12	- 5.33	6.78	56.61
	6	91	HARTFORD FIRE & CAS GRP	799	910	30.75	30.35	6.13	62.74
	7	626	ACE LTD GRP	620	727	- 0.38	9.00	4.76	67.50
	8	98	WR BERKLEY CORP GRP	419	463	35.86	32.32	3.21	70.72
	9	4705	AIA HOLDINGS INC GRP	363	360	- 4.40	- 16.43	2.78	73.50
	10	311	MAIN STREET AMER GRP	359	343	- 2.21	- 2.44	2.75	76.25
			**STATE TOTAL **	13,032	13,610	34.97	38.66	100.00	100.00

PROPERTY AND CASUALTY INSURANCE INDUSTRY
MARKET SHARE REPORT - TOTAL PREMIUM
BY GROUP
24 - SURETY

May 15, 2014

STATE	Rank	Group/ Company Code	Group/ Company Name	Direct Premiums Written (000)	Direct Premiums Earned (000)	Direct Loss to EP Ratio	Direct Loss & DCC to EP Ratio	Market Share %	Cumulative Market Share %
South Carolina	1	3548	TRAVELERS GRP	8,750	10,920	- 10.39	- 14.97	14.35	14.35
	2	111	LIBERTY MUT GRP	7,431	7,313	6.13	15.96	12.19	26.54
	3	218	CNA INS GRP	5,772	4,883	0.98	- 0.30	9.47	36.00
	4	212	ZURICH INS GRP	3,453	3,346	7.05	7.75	5.66	41.67
	5	150	OLD REPUBLIC GRP	2,595	2,683	97.09	99.03	4.26	45.92
	6	4705	AIA HOLDINGS INC GRP	2,505	2,453	0.50	0.68	4.11	50.03
	7	13121	PALMETTO SURETY CORP	2,265	2,265	5.62	5.62	3.71	53.75
	8	38	CHUBB INC GRP	1,820	1,973	- 6.51	- 6.59	2.99	56.73
	9	91	HARTFORD FIRE & CAS GRP	1,539	1,649	179.19	270.37	2.52	59.25
	10	84	AMERICAN FINANCIAL GRP	1,523	1,541	- 16.45	- 3.70	2.50	61.75
			**STATE TOTAL **	60,971	62,175	22.63	26.92	100.00	100.00
South Dakota	1	4152	RELIAMAX HOLDING GRP	24,302	17,181	15.02	15.02	62.00	62.00
	2	218	CNA INS GRP	2,634	2,832	- 2.58	- 5.73	6.72	68.72
	3	3548	TRAVELERS GRP	2,175	1,676	- 6.32	- 12.87	5.55	74.27
	4	38	CHUBB INC GRP	1,589	780	10.79	10.79	4.05	78.32
	5	248	UNITED FIRE & CAS GRP	1,303	1,284	0.28	0.27	3.32	81.65
	6	212	ZURICH INS GRP	1,063	931	7.82	9.99	2.71	84.36
	7	111	LIBERTY MUT GRP	995	889	- 5.94	- 10.77	2.54	86.90
	8	228	WESTFIELD GRP	545	564	0.66	7.38	1.39	88.29
	9	26310	GRANITE RE INC	494	514	- 3.71	- 4.46	1.26	89.55
	10	3479	MERCHANTS BONDING CO GRP	464	421	- 5.25	- 3.61	1.18	90.73
			**STATE TOTAL **	39,197	30,924	9.51	8.61	100.00	100.00
Tennessee	1	3548	TRAVELERS GRP	13,370	14,585	- 73.96	- 76.41	16.44	16.44
	2	111	LIBERTY MUT GRP	9,759	10,812	1.16	1.54	12.00	28.45
	3	218	CNA INS GRP	8,165	7,452	4.32	0.07	10.04	38.49
	4	212	ZURICH INS GRP	7,872	8,407	1.09	1.61	9.68	48.17
	5	626	ACE LTD GRP	2,619	2,510	5.45	8.89	3.22	51.39
	6	12	AMERICAN INTL GRP	2,341	1,249	- 1.38	- 1.45	2.88	54.27
	7	4705	AIA HOLDINGS INC GRP	2,277	2,179	2.95	3.28	2.80	57.07
	8	228	WESTFIELD GRP	2,053	2,132	0.31	1.03	2.52	59.59
	9	38	CHUBB INC GRP	1,934	2,319	- 4.98	- 4.98	2.38	61.97
	10	84	AMERICAN FINANCIAL GRP	1,756	1,603	- 11.15	2.49	2.16	64.13
			**STATE TOTAL **	81,311	82,622	- 0.22	1.73	100.00	100.00
Texas	1	111	LIBERTY MUT GRP	68,403	66,362	297.66	300.40	13.86	13.86
	2	3548	TRAVELERS GRP	59,799	58,621	- 1.87	- 6.62	12.11	25.97
	3	212	ZURICH INS GRP	44,463	41,640	56.30	61.25	9.01	34.98
	4	218	CNA INS GRP	39,249	36,785	11.89	5.17	7.95	42.93
	5	38	CHUBB INC GRP	35,617	32,529	- 4.23	- 4.79	7.22	50.14
	6	984	HCC INS HOLDINGS GRP	23,736	22,280	5.68	6.72	4.81	54.95
	7	4779	JK GRP	22,620	21,133	11.13	22.08	4.58	59.53
	8	91	HARTFORD FIRE & CAS GRP	22,269	20,952	21.14	10.25	4.51	64.05
	9	4705	AIA HOLDINGS INC GRP	16,336	16,758	27.89	34.23	3.31	67.35
	10	783	RLI INS GRP	12,321	12,193	6.43	8.71	2.50	69.85
			**STATE TOTAL **	493,643	460,688	56.50	57.27	100.00	100.00
Utah	1	31	BERKSHIRE HATHAWAY GRP	6,678	19,024	0.72	0.72	15.90	15.90
	2	3548	TRAVELERS GRP	6,651	8,677	- 6.75	- 12.49	15.83	31.74
	3	111	LIBERTY MUT GRP	4,741	6,206	385.78	420.97	11.29	43.02
	4	212	ZURICH INS GRP	3,747	4,788	- 4.96	- 6.17	8.92	51.94
	5	218	CNA INS GRP	3,655	4,080	- 6.13	- 11.16	8.70	60.65
	6	36650	GUARANTEE CO OF N AMER USA	2,106	2,149	117.48	137.45	5.01	65.66
	7	244	CINCINNATI FIN GRP	1,498	1,669	- 15.98	- 16.90	3.57	69.23
	8	280	AUTO OWNERS GRP	962	1,002	51.05	59.69	2.29	71.52
	9	3488	J A PATTERSON GRP	930	664	- 2.03	0.44	2.21	73.73
	10	150	OLD REPUBLIC GRP	828	789	10.09	10.67	1.97	75.70
			**STATE TOTAL **	42,000	60,231	44.75	49.91	100.00	100.00

PROPERTY AND CASUALTY INSURANCE INDUSTRY
MARKET SHARE REPORT - TOTAL PREMIUM
BY GROUP
24 - SURETY

May 15, 2014

STATE	Rank	Group/ Company Code	Group/ Company Name	Direct Premiums Written (000)	Direct Premiums Earned (000)	Direct Loss to EP Ratio	Direct Loss & DCC to EP Ratio	Market Share %	Cumulative Market Share %
Vermont	1	3548	TRAVELERS GRP	1,817	1,628	0.92	- 1.66	19.60	19.60
	2	212	ZURICH INS GRP	1,202	1,136	2.28	3.01	12.96	32.56
	3	111	LIBERTY MUT GRP	935	870	4.29	6.52	10.08	42.65
	4	98	WR BERKLEY CORP GRP	688	695	44.40	44.40	7.42	50.07
	5	38	CHUBB INC GRP	516	147	3.71	3.71	5.57	55.64
	6	361	MUNICH RE GRP	437	425	22.11	22.14	4.72	60.35
	7	626	ACE LTD GRP	421	382	6.04	11.25	4.54	64.90
	8	12750	EVERGREEN NATL IND CO	410	298	14.14	18.74	4.42	69.32
	9	11409	QUEEN CITY ASSUR INC	346	334	0.00	0.00	3.73	73.05
	10	218	CNA INS GRP	255	346	29.55	24.59	2.75	75.80
			**STATE TOTAL **	9,272	8,398	25.72	27.63	100.00	100.00
Virginia	1	212	ZURICH INS GRP	24,551	30,793	50.23	56.13	15.37	15.37
	2	3548	TRAVELERS GRP	23,120	22,244	- 9.98	- 16.27	14.48	29.85
	3	111	LIBERTY MUT GRP	18,617	19,728	- 32.11	- 33.93	11.66	41.50
	4	91	HARTFORD FIRE & CAS GRP	9,861	9,048	13.71	13.94	6.17	47.68
	5	218	CNA INS GRP	9,120	8,603	5.41	1.88	5.71	53.39
	6	38	CHUBB INC GRP	8,956	7,610	28.42	29.23	5.61	59.00
	7	984	HCC INS HOLDINGS GRP	5,892	5,607	9.88	15.66	3.69	62.68
	8	626	ACE LTD GRP	4,859	5,057	8.71	12.66	3.04	65.73
	9	12	AMERICAN INTL GRP	4,748	3,786	0.70	0.73	2.97	68.70
	10	88	THE HANOVER INS GRP	4,151	4,711	14.73	4.76	2.60	71.30
			**STATE TOTAL **	159,714	162,759	12.56	14.12	100.00	100.00
Washington	1	3548	TRAVELERS GRP	25,236	28,687	- 14.73	- 19.47	19.99	19.99
	2	111	LIBERTY MUT GRP	24,579	24,985	15.32	3.68	19.47	39.47
	3	218	CNA INS GRP	9,125	8,193	6.71	4.36	7.23	46.70
	4	212	ZURICH INS GRP	8,206	10,620	6.59	7.99	6.50	53.20
	5	783	RLI INS GRP	7,368	7,928	16.45	23.58	5.84	59.03
	6	984	HCC INS HOLDINGS GRP	4,914	5,669	- 0.41	8.59	3.89	62.93
	7	38	CHUBB INC GRP	3,855	4,998	- 1.45	- 1.45	3.05	65.98
	8	75	INSCO INS SERVICES GRP	3,697	3,471	- 4.27	- 5.19	2.93	68.91
	9	3488	J A PATTERSON GRP	3,514	3,725	8.57	9.60	2.78	71.70
	10	91	HARTFORD FIRE & CAS GRP	3,483	3,531	6.72	- 16.73	2.76	74.45
			**STATE TOTAL **	126,221	134,303	4.54	3.06	100.00	100.00
West Virginia	1	3548	TRAVELERS GRP	6,651	7,183	10.08	1.70	18.76	18.76
	2	111	LIBERTY MUT GRP	3,291	3,317	- 21.08	- 21.50	9.29	28.05
	3	3488	J A PATTERSON GRP	3,026	3,071	- 0.95	0.00	8.54	36.59
	4	212	ZURICH INS GRP	2,694	2,571	16.59	25.54	7.60	44.19
	5	218	CNA INS GRP	2,324	2,197	- 12.71	- 15.91	6.56	50.74
	6	84	AMERICAN FINANCIAL GRP	2,096	1,913	8.28	26.16	5.91	56.66
	7	228	WESTFIELD GRP	1,938	1,899	2.24	11.10	5.47	62.13
	8	984	HCC INS HOLDINGS GRP	1,283	1,533	-103.73	- 96.11	3.62	65.75
	9	38504	FIRST SURETY CORP	1,067	574	25.23	25.23	3.01	68.76
	10	783	RLI INS GRP	943	925	11.46	16.47	2.66	71.42
			**STATE TOTAL **	35,445	35,482	- 0.98	0.81	100.00	100.00
Wisconsin	1	3548	TRAVELERS GRP	10,295	7,183	- 4.41	- 8.65	19.09	19.09
	2	111	LIBERTY MUT GRP	7,342	7,219	24.68	24.03	13.61	32.70
	3	218	CNA INS GRP	5,459	6,226	3.17	- 2.87	10.12	42.82
	4	212	ZURICH INS GRP	5,322	4,343	21.06	23.89	9.87	52.68
	5	26310	GRANITE RE INC	2,572	2,737	19.52	19.86	4.77	57.45
	6	3479	MERCHANTS BONDING CO GRP	2,184	1,920	- 9.53	- 1.03	4.05	61.50
	7	15350	WEST BEND MUT INS CO	1,777	1,850	6.91	8.74	3.29	64.79
	8	12750	EVERGREEN NATL IND CO	1,737	1,682	1.01	1.09	3.22	68.01
	9	626	ACE LTD GRP	1,640	1,275	8.69	11.70	3.04	71.05
	10	38	CHUBB INC GRP	1,592	1,687	6.47	6.47	2.95	74.00
			**STATE TOTAL **	53,941	50,524	16.92	18.55	100.00	100.00

PROPERTY AND CASUALTY INSURANCE INDUSTRY
MARKET SHARE REPORT - TOTAL PREMIUM
BY GROUP
24 - SURETY

May 15, 2014

STATE	Rank	Group/ Company Code	Group/ Company Name	Direct Premiums Written (000)	Direct Premiums Earned (000)	Direct Loss to EP Ratio	Direct Loss & DCC to EP Ratio	Market Share %	Cumulative Market Share %
Wyoming	1	212	ZURICH INS GRP	5,395	5,118	2.98	2.71	18.56	18.56
	2	3548	TRAVELERS GRP	4,858	5,201	- 7.22	- 12.67	16.71	35.27
	3	111	LIBERTY MUT GRP	4,055	3,448	- 11.72	- 10.23	13.95	49.21
	4	218	CNA INS GRP	2,899	2,741	- 2.73	- 3.95	9.97	59.19
	5	248	UNITED FIRE & CAS GRP	1,530	1,277	3.19	3.21	5.26	64.45
	6	38	CHUBB INC GRP	1,223	1,165	- 0.88	- 0.88	4.21	68.66
	7	3488	J A PATTERSON GRP	1,183	1,059	5.57	5.57	4.07	72.73
	8	457	ARGONAUT GRP	1,146	1,070	- 6.50	- 6.50	3.94	76.67
	9	626	ACE LTD GRP	804	757	18.91	23.88	2.76	79.44
	10	1279	ARCH INS GRP	742	453	10.23	11.25	2.55	81.99
			STATE TOTAL	29,071	27,429	- 5.93	- 5.14	100.00	100.00
American Samoa	1	38	CHUBB INC GRP	756	189	12.16	12.16	99.58	99.58
	2	3548	TRAVELERS GRP	3	49	0.00	0.00	0.42	100.00
			STATE TOTAL	759	238	9.64	9.64	100.00	100.00
Guam	1	212	ZURICH INS GRP	1,611	2,202	1.85	2.43	30.88	30.88
	2	111	LIBERTY MUT GRP	964	910	58.30	60.11	18.49	49.37
	3	4672	DONGBU INS GRP	622	341	- 30.29	- 24.55	11.93	61.30
	4	38	CHUBB INC GRP	540	729	- 4.05	- 4.05	10.35	71.65
	5	18380	PACIFIC IND INS CO	445	406	- 0.62	- 0.62	8.53	80.18
	6	13597	CHUNG KUO INS CO LTD	266	277	- 42.19	- 37.67	5.11	85.29
	7	10972	FIRST NET INS CO	217	219	42.11	46.47	4.17	89.45
	8	3098	TOKIO MARINE HOLDINGS INC GRP	186	186	0.00	0.00	3.57	93.02
	9	3548	TRAVELERS GRP	137	333	0.18	0.10	2.63	95.65
	10	91	HARTFORD FIRE & CAS GRP	78	62	21.13	25.88	1.49	97.14
			STATE TOTAL	5,216	5,738	7.62	9.09	100.00	100.00
Puerto Rico	1	3593	USIC GRP	13,320	14,226	78.69	95.26	29.25	29.25
	2	411	MAPFRE INS GRP	5,364	5,424	- 4.99	0.80	11.78	41.03
	3	3548	TRAVELERS GRP	4,559	4,791	- 11.11	- 7.06	10.01	51.04
	4	3786	ENDURANCE GRP	4,059	3,782	20.49	20.70	8.91	59.95
	5	71	UNIVERSAL INS CO GRP	3,032	3,176	49.43	37.99	6.66	66.61
	6	10009	TOWER BONDING & SURETY CO	2,279	2,276	11.61	12.91	5.00	71.62
	7	218	CNA INS GRP	1,995	2,609	- 2.36	- 6.60	4.38	76.00
	8	15110	NEWPORT BONDING & SURETY CO	1,838	1,821	9.90	25.12	4.04	80.03
	9	4802	TRIPLE S GRP	1,771	1,949	42.63	58.16	3.89	83.92
	10	212	ZURICH INS GRP	1,465	1,587	45.47	47.18	3.22	87.14
			STATE TOTAL	45,538	47,953	25.99	27.90	100.00	100.00
U.S. Virgin Islands	1	3548	TRAVELERS GRP	931	794	0.45	0.44	65.59	65.59
	2	111	LIBERTY MUT GRP	144	126	9.64	10.34	10.15	75.74
	3	4706	LOCKHART CO GRP	102	91	0.00	0.00	7.18	82.92
	4	212	ZURICH INS GRP	81	128	- 0.13	- 0.04	5.72	88.64
	5	218	CNA INS GRP	61	187	- 21.52	- 29.34	4.28	92.92
	6	38	CHUBB INC GRP	48	33	11.77	11.77	3.40	96.31
	7	626	ACE LTD GRP	15	38	16.62	20.85	1.04	97.36
	8	3488	J A PATTERSON GRP	14	5	0.00	0.00	0.99	98.34
	9	161	TOPA EQUITIES LTD GRP	11	9	- 93.05	- 93.05	0.79	99.14
	10	4698	ASPEN INS HOLDING GRP	9	4	0.02	5.36	0.65	99.79
			STATE TOTAL	1,419	1,420	- 1.70	- 2.54	100.00	100.00
Northern Mariana Islands	1	10972	FIRST NET INS CO	102	61	29.15	33.07	62.51	62.51
	2	4672	DONGBU INS GRP	33	30	0.00	0.00	20.52	83.03
	3	212	ZURICH INS GRP	30	91	- 24.97	- 33.29	18.34	100.00
	4	38	CHUBB INC GRP	27	85	- 25.07	- 25.07	16.47	100.00
	5	3548	TRAVELERS GRP	0	0	0.00	0.00	0.16	100.00
			STATE TOTAL	163	303	- 8.64	- 10.35	100.00	100.00

PROPERTY AND CASUALTY INSURANCE INDUSTRY
MARKET SHARE REPORT - TOTAL PREMIUM
BY GROUP
24 - SURETY

May 15, 2014

STATE	Rank	Group/ Company Code	Group/ Company Name	Direct Premiums Written (000)	Direct Premiums Earned (000)	Direct Loss to EP Ratio	Direct Loss & DCC to EP Ratio	Market Share %	Cumulative Market Share %
Canada	1	111	LIBERTY MUT GRP	14,172	8,860	14.22	15.46	63.76	63.76
	2	218	CNA INS GRP	5,849	7,827	521.55	524.65	26.31	90.08
	3	98	WR BERKLEY CORP GRP	1,767	1,927	45.85	68.28	7.95	98.03
	4	91	HARTFORD FIRE & CAS GRP	264	250	6.74	7.54	1.19	99.21
	5	1285	XL AMER GRP	99	73	-707.18	-842.25	0.45	99.66
	6	176	STATE FARM GRP	53	60	2.03	- 7.41	0.24	99.90
	7	84	AMERICAN FINANCIAL GRP	21	79	7.35	11.15	0.10	100.00
	8	22950	ACSTAR INS CO	1	18	16.60	27.23	0.00	100.00
			STATE TOTAL	22,226	19,093	222.48	226.09	100.00	100.00
Aggregate Other Alien	1	783	RLI INS GRP	6,258	6,439	50.72	51.80	34.00	34.00
	2	12	AMERICAN INTL GRP	4,135	5,880	- 20.51	71.65	22.47	56.47
	3	3548	TRAVELERS GRP	2,916	2,763	- 77.49	- 2.25	15.85	72.31
	4	38	CHUBB INC GRP	2,419	3,586	3.87	3.87	13.14	85.45
	5	626	ACE LTD GRP	1,460	1,076	48.99	49.52	7.93	93.38
	6	111	LIBERTY MUT GRP	476	867	- 62.05	- 62.88	2.58	95.97
	7	510	NAVIGATORS GRP	344	159	22.31	23.65	1.87	97.84
	8	218	CNA INS GRP	219	153	- 27.40	- 34.55	1.19	99.03
	9	361	MUNICH RE GRP	122	640	185.82	185.82	0.66	99.69
	10	4672	DONGBU INS GRP	28	13	0.00	0.00	0.15	99.84
			STATE TOTAL	18,406	25,978	8.15	37.98	100.00	100.00

26—Burglary and Theft

PROPERTY AND CASUALTY INSURANCE INDUSTRY
MARKET SHARE REPORT - TOTAL PREMIUM
BY GROUP
26 - BURGLARY AND THEFT

May 15, 2014

STATE	Rank	Group/ Company Code	Group/ Company Name	Direct Premiums Written (000)	Direct Premiums Earned (000)	Direct Loss to EP Ratio	Direct Loss & DCC to EP Ratio	Market Share %	Cumulative Market Share %
Countrywide	1	3548	TRAVELERS GRP	45,051	44,114	6.76	5.64	18.18	18.18
	2	12	AMERICAN INTL GRP	39,557	37,973	- 31.61	- 31.77	15.96	34.14
	3	38	CHUBB INC GRP	37,926	36,695	26.31	26.61	15.30	49.44
	4	212	ZURICH INS GRP	23,385	22,429	5.27	6.01	9.44	58.88
	5	10200	HISCOX INS CO INC	14,140	10,805	41.76	42.92	5.71	64.58
	6	215	KEMPER CORP GRP	10,639	10,630	17.16	17.16	4.29	68.87
	7	984	HCC INS HOLDINGS GRP	8,358	9,218	16.23	35.61	3.37	72.25
	8	91	HARTFORD FIRE & CAS GRP	8,085	8,137	10.11	12.26	3.26	75.51
	9	218	CNA INS GRP	7,408	5,744	50.12	58.29	2.99	78.50
	10	626	ACE LTD GRP	6,137	5,380	31.09	35.28	2.48	80.97
	11	140	NATIONWIDE CORP GRP	5,013	4,888	43.56	44.55	2.02	82.99
	12	244	CINCINNATI FIN GRP	4,087	3,803	28.08	28.25	1.65	84.64
	13	88	THE HANOVER INS GRP	2,956	2,709	6.11	6.89	1.19	85.84
	14	4509	IRONSHORE GRP	2,762	2,712	159.04	181.64	1.11	86.95
	15	306	CUNA MUT GRP	1,594	1,664	6.81	6.81	0.64	87.59
	16	15350	WEST BEND MUT INS CO	1,581	1,590	7.50	7.43	0.64	88.23
	17	3098	TOKIO MARINE HOLDINGS INC GRP	1,580	1,575	18.37	20.04	0.64	88.87
	18	1129	WHITE MOUNTAINS GRP	1,514	1,312	12.72	14.01	0.61	89.48
	19	1285	XL AMER GRP	1,430	1,438	- 3.34	- 3.71	0.58	90.06
	20	111	LIBERTY MUT GRP	1,256	1,019	- 0.19	- 1.43	0.51	90.56
	21	248	UNITED FIRE & CAS GRP	1,254	1,207	17.82	17.67	0.51	91.07
	22	7	FEDERATED MUT GRP	1,206	1,143	8.53	8.70	0.49	91.56
	23	225	IAT REINS CO GRP	1,185	992	102.76	125.60	0.48	92.04
	24	123	SHELTER INS GRP	1,078	1,062	21.69	22.22	0.43	92.47
	25	963	OHIO MUT GRP	1,075	1,065	40.70	40.81	0.43	92.90
	26	291	MOTORISTS MUT GRP	941	925	5.41	4.69	0.38	93.28
	27	84	AMERICAN FINANCIAL GRP	939	905	27.48	29.44	0.38	93.66
	28	280	AUTO OWNERS GRP	866	870	7.65	7.06	0.35	94.01
	29	201	UTICA GRP	745	568	0.00	0.00	0.30	94.31
	30	796	QBE INS GRP	660	711	- 36.00	- 33.28	0.27	94.58
	31	4706	LOCKHART CO GRP	627	622	0.00	0.00	0.25	94.83
	32	62	EMC INS CO GRP	607	609	23.36	23.92	0.24	95.08
	33	4254	THE WARRANTY GRP	504	504	78.15	78.15	0.20	95.28
	34	510	NAVIGATORS GRP	486	522	64.14	65.28	0.20	95.48
	35	98	WR BERKLEY CORP GRP	483	446	15.01	14.58	0.20	95.67
	36	54	CUMBERLAND GRP	480	473	9.46	10.01	0.19	95.86
	37	4670	STARR GRP	455	468	28.16	91.98	0.18	96.05
	38	31	BERKSHIRE HATHAWAY GRP	451	418	298.71	304.68	0.18	96.23
	39	802	CAPITAL INS GRP	444	406	99.43	107.61	0.18	96.41
	40	4701	TORUS INS GRP	442	867	-295.34	-348.02	0.18	96.59
	41	762	FRANKLIN MUT GRP	419	407	0.34	0.34	0.17	96.76
	42	242	SELECTIVE INS GRP	396	399	- 4.03	- 3.75	0.16	96.92
	43	169	SENTRY INS GRP	396	437	-272.79	- 47.79	0.16	97.08
	44	5	ALFA INS GRP	395	399	0.00	0.00	0.16	97.24
	45	17337	HANOVER FIRE & CAS INS CO	368	365	1.59	1.59	0.15	97.38
	46	2538	AMTRUST NGH GRP	368	247	10.10	11.61	0.15	97.53
	47	309	WESTERN NATL MUT GRP	339	326	20.65	20.14	0.14	97.67
	48	3239	ALLIED WORLD ASSUR HOLDING GRP	321	568	- 2.41	12.45	0.13	97.80
	49	175	STATE AUTO MUT GRP	288	292	- 61.12	- 60.61	0.12	97.92
	50	10499	COREPOINTE INS CO	287	256	132.28	143.77	0.12	98.03
	51	14184	ACUITY A MUT INS CO	283	286	10.96	10.98	0.11	98.15
	52	228	WESTFIELD GRP	259	258	20.97	20.20	0.10	98.25
	53	29831	INDEPENDENT MUT FIRE INS CO	239	239	14.32	14.32	0.10	98.35
	54	11118	FEDERATED RURAL ELECTRIC INS EXCH	217	216	62.65	62.65	0.09	98.43
	55	4698	ASPEN INS HOLDING GRP	208	163	63.04	66.02	0.08	98.52
	56	19	ASSURANT INC GRP	206	207	19.98	19.98	0.08	98.60
	57	473	AMERICAN FAMILY INS GRP	192	170	1.18	1.18	0.08	98.68
	58	13009	GEORGIA DEALERS INS CO	180	160	39.71	39.71	0.07	98.75
	59	3497	MIRAGE INTERESTS GRP	176	179	62.84	64.14	0.07	98.82
	60	4715	MS & AD INS GRP	131	128	13.77	13.77	0.05	98.87
	61	4765	WBL GRP	131	125	2.23	2.63	0.05	98.93
	62	10972	FIRST NET INS CO	125	116	97.19	114.43	0.05	98.98
	63	4381	HOUSTON INTL INS GRP	119	72	- 20.86	- 19.07	0.05	99.03
	64	26778	INTEGRAND ASSUR CO	119	109	17.75	24.43	0.05	99.07
	65	13207	LIGHTHOUSE PROP INS CORP	111	97	0.00	0.00	0.04	99.12
	66	474	FCCI MUT INS GRP	107	101	0.08	0.06	0.04	99.16

PROPERTY AND CASUALTY INSURANCE INDUSTRY
MARKET SHARE REPORT - TOTAL PREMIUM
BY GROUP
26 - BURGLARY AND THEFT

May 15, 2014

STATE	Rank	Group/ Company Code	Group/ Company Name	Direct Premiums Written (000)	Direct Premiums Earned (000)	Direct Loss to EP Ratio	Direct Loss & DCC to EP Ratio	Market Share %	Cumulative Market Share %
Countrywide	67	311	MAIN STREET AMER GRP	97	70	- 34.02	- 32.77	0.04	99.20
	68	13597	CHUNG KUO INS CO LTD	93	98	1.63	1.84	0.04	99.24
	69	207	WESTERN RESERVE GRP	88	92	38.86	38.86	0.04	99.27
	70	447	HARFORD GRP	85	77	0.15	0.17	0.03	99.31
	71	250	DONEGAL GRP	71	67	0.00	0.00	0.03	99.34
	72	3219	NKSJ HOLDINGS INC GRP	60	54	16.54	16.46	0.02	99.36
	73	15709	SOUTHERN STATES INS EXCH	59	60	- 0.84	- 0.84	0.02	99.39
	74	4672	DONGBU INS GRP	56	60	84.47	77.21	0.02	99.41
	75	635	CONTINENTAL INS CO GRP	55	55	16.86	16.86	0.02	99.43
	76	1279	ARCH INS GRP	55	36	15.52	0.43	0.02	99.45
	77	783	RLI INS GRP	54	54	- 5.01	- 5.18	0.02	99.47
	78	158	FAIRFAX FIN GRP	52	54	160.11	222.13	0.02	99.50
	79	10969	UNITED PROP & CAS INS CO	51	13	0.00	0.00	0.02	99.52
	80	761	ALLIANZ INS GRP	50	51	40.42	39.77	0.02	99.54
	81	4726	ARCHER DANIELS MIDLAND GRP	50	29	0.00	0.00	0.02	99.56
	82	518	GRINNELL MUT GRP	47	48	0.61	0.63	0.02	99.58
	83	93	STATE NATL GRP	46	52	17.38	19.31	0.02	99.59
	84	13889	FARMERS MUT INS CO OF NE	45	39	0.00	0.00	0.02	99.61
	85	246	PENNSYLVANIA LUMBERMENS GRP	43	60	21.52	21.52	0.02	99.63
	86	176	STATE FARM GRP	39	33	3.56	7.87	0.02	99.65
	87	267	GRANGE MUT CAS GRP	36	43	0.18	0.32	0.01	99.66
	88	30651	FARMERS MUT OF TN	35	33	180.23	180.23	0.01	99.67
	89	37540	BEAZLEY INS CO INC	34	38	31.52	44.03	0.01	99.69
	90	361	MUNICH RE GRP	30	29	-1243.84	-1291.18	0.01	99.70
	91	124	AMERISURE CO GRP	30	38	3.82	4.54	0.01	99.71
	92	13757	FARM BUREAU MUT INS CO OF AR INC	29	28	38.35	38.35	0.01	99.72
	93	333	MUTUAL OF ENUMCLAW GRP	28	26	- 2.11	- 2.00	0.01	99.73
	94	12633	CENTURY INS CO GU LTD	28	33	0.00	0.00	0.01	99.75
	95	28550	HOUSING & REDEVELOPMENT INS EXCH	28	27	0.00	0.00	0.01	99.76
	96	483	SOUTHERN FARM BUREAU CAS GRP	28	35	0.27	- 0.56	0.01	99.77
	97	17647	UNITED HOME INS CO	26	27	43.87	43.87	0.01	99.78
	98	501	ALLEGHANY GRP	25	21	5.58	6.20	0.01	99.79
	99	256	PROSIGHT GRP	25	21	- 4.48	- 5.57	0.01	99.80
	100	842	FARM BUREAU GRP	24	22	33.95	33.95	0.01	99.81
	101	4772	SLAVONIC MUT GRP	24	17	48.15	48.15	0.01	99.82
	102	3489	DELEK GRP	24	37	62.29	61.98	0.01	99.83
	103	12866	T H E INS CO	21	21	0.00	1.49	0.01	99.84
	104	69	FARMERS INS GRP	20	9	-165.58	-163.90	0.01	99.84
	105	181	SWISS RE GRP	20	22	- 4.36	- 4.36	0.01	99.85
	106	4787	GOODVILLE & GERMAN MUT GRP	20	17	6.33	6.33	0.01	99.86
	107	36	CENTRAL MUT INS CO GRP	19	16	0.00	0.00	0.01	99.87
	108	4802	TRIPLE S GRP	17	15	0.00	- 1.08	0.01	99.88
	109	12006	DISTRICTS MUT INS	16	16	61.52	61.52	0.01	99.88
	110	35	CELINA GRP	16	16	- 63.08	- 63.08	0.01	99.89
	111	153	PEKIN INS GRP	16	17	- 47.80	- 49.26	0.01	99.90
	112	785	MARKEL CORP GRP	15	19	-318.79	-322.76	0.01	99.90
	113	4678	WAYNE & WASHINGTON MUT GRP	14	14	18.15	18.15	0.01	99.91
	114	18767	CHURCH MUT INS CO	13	16	319.65	319.65	0.01	99.91
	115	30864	INSURANCE PLACEMENT FACILITY OF PA	13	14	4.09	3.49	0.01	99.92
	116	1120	EVEREST REINS HOLDINGS GRP	11	7	16.33	22.04	0.00	99.92
	117	32573	OHIO FAIR PLAN UNDERWRITING ASSOC	10	10	23.82	24.96	0.00	99.93
	118	645	OREGON MUT GRP	10	9	0.00	0.00	0.00	99.93
	119	213	ERIE INS GRP	10	11	0.00	0.00	0.00	99.93
	120	791	MOUNTAIN STATES INS CO GRP	10	10	0.00	0.00	0.00	99.94
	121	50	COUNTRY INS & FIN SERV GRP	10	9	- 0.21	0.07	0.00	99.94
	122	3703	TOWER GRP	10	10	68.25	78.14	0.00	99.95
	123	23663	NATIONAL AMER INS CO	9	10	- 1.64	- 1.83	0.00	99.95
	124	866	WESTERN WORLD GRP	9	5	-243.92	-264.25	0.00	99.95
	125	3526	COOPERATIVA DE SEGUROS MULTIPLES GRP	8	10	0.00	0.00	0.00	99.96
			INDUSTRY TOTAL	247,846	236,966	10.66	12.57	100.00	100.00

PROPERTY AND CASUALTY INSURANCE INDUSTRY
MARKET SHARE REPORT - TOTAL PREMIUM
BY GROUP
26 - BURGLARY AND THEFT

May 15, 2014

STATE	Rank	Group/ Company Code	Group/ Company Name	Direct Premiums Written (000)	Direct Premiums Earned (000)	Direct Loss to EP Ratio	Direct Loss & DCC to EP Ratio	Market Share %	Cumulative Market Share %
Alabama	1	215	KEMPER CORP GRP	386	384	30.55	30.55	16.12	16.12
	2	3548	TRAVELERS GRP	373	368	4.38	3.84	15.58	31.69
	3	212	ZURICH INS GRP	315	275	4.15	4.16	13.17	44.86
	4	38	CHUBB INC GRP	273	255	349.49	350.00	11.39	56.25
	5	244	CINCINNATI FIN GRP	139	115	19.40	19.59	5.80	62.06
	6	91	HARTFORD FIRE & CAS GRP	137	131	5.03	8.54	5.71	67.77
	7	12	AMERICAN INTL GRP	118	105	- 17.71	- 17.59	4.94	72.71
	8	218	CNA INS GRP	87	81	30.43	50.32	3.63	76.33
	9	225	IAT REINS CO GRP	76	69	16.85	16.89	3.18	79.51
	10	10200	HISCOX INS CO INC	67	43	47.75	47.75	2.81	82.32
			**STATE TOTAL **	2,394	2,278	51.90	54.03	100.00	100.00
Alaska	1	12	AMERICAN INTL GRP	136	130	- 8.12	- 8.22	31.31	31.31
	2	10200	HISCOX INS CO INC	87	92	41.59	41.59	20.09	51.41
	3	3548	TRAVELERS GRP	63	52	8.15	10.47	14.56	65.97
	4	91	HARTFORD FIRE & CAS GRP	30	38	0.47	2.93	6.89	72.86
	5	212	ZURICH INS GRP	24	23	- 1.23	- 1.23	5.59	78.45
	6	38	CHUBB INC GRP	17	18	2.18	2.28	4.02	82.48
	7	218	CNA INS GRP	13	10	50.26	60.63	3.10	85.58
	8	1129	WHITE MOUNTAINS GRP	8	8	2.48	2.60	1.85	87.42
	9	626	ACE LTD GRP	7	9	- 70.15	- 79.05	1.67	89.10
	10	3098	TOKIO MARINE HOLDINGS INC GRP	7	7	- 3.35	- 3.38	1.67	90.77
			**STATE TOTAL **	433	427	- 3.78	0.52	100.00	100.00
Arizona	1	38	CHUBB INC GRP	406	396	36.59	37.03	14.49	14.49
	2	12	AMERICAN INTL GRP	395	399	- 10.36	- 10.38	14.10	28.58
	3	3548	TRAVELERS GRP	379	380	2.89	2.10	13.53	42.12
	4	10200	HISCOX INS CO INC	282	174	33.36	33.36	10.05	52.17
	5	626	ACE LTD GRP	247	245	51.20	57.13	8.82	60.99
	6	212	ZURICH INS GRP	193	154	- 2.33	- 2.33	6.90	67.89
	7	218	CNA INS GRP	141	117	32.22	38.62	5.03	72.93
	8	140	NATIONWIDE CORP GRP	117	113	- 1.10	- 1.05	4.17	77.09
	9	91	HARTFORD FIRE & CAS GRP	77	84	- 8.93	- 12.50	2.74	79.83
	10	984	HCC INS HOLDINGS GRP	65	95	10.62	10.62	2.31	82.15
			**STATE TOTAL **	2,803	2,683	9.65	10.14	100.00	100.00
Arkansas	1	215	KEMPER CORP GRP	437	441	26.46	26.46	24.42	24.42
	2	3548	TRAVELERS GRP	290	303	90.99	90.62	16.24	40.65
	3	38	CHUBB INC GRP	191	112	20.12	20.71	10.67	51.32
	4	123	SHELTER INS GRP	186	185	28.73	29.60	10.42	61.74
	5	212	ZURICH INS GRP	153	146	1.00	1.00	8.57	70.31
	6	984	HCC INS HOLDINGS GRP	90	41	34.83	34.83	5.01	75.32
	7	218	CNA INS GRP	56	39	28.48	35.76	3.12	78.44
	8	12	AMERICAN INTL GRP	49	44	- 7.95	- 8.04	2.73	81.18
	9	244	CINCINNATI FIN GRP	45	41	0.00	0.00	2.53	83.71
	10	248	UNITED FIRE & CAS GRP	43	45	- 0.58	- 0.63	2.40	86.11
			**STATE TOTAL **	1,788	1,637	31.58	31.75	100.00	100.00
California	1	12	AMERICAN INTL GRP	4,938	5,103	- 8.78	- 6.43	18.42	18.42
	2	3548	TRAVELERS GRP	4,596	4,426	12.54	12.06	17.15	35.57
	3	38	CHUBB INC GRP	4,360	4,306	26.60	27.03	16.27	51.84
	4	10200	HISCOX INS CO INC	3,326	2,649	56.33	57.30	12.41	64.24
	5	212	ZURICH INS GRP	2,470	2,449	3.94	3.88	9.22	73.46
	6	91	HARTFORD FIRE & CAS GRP	1,118	1,150	3.49	6.72	4.17	77.63
	7	984	HCC INS HOLDINGS GRP	926	942	15.36	19.95	3.45	81.08
	8	626	ACE LTD GRP	708	669	13.89	16.49	2.64	83.73
	9	218	CNA INS GRP	664	543	49.40	64.12	2.48	86.20
	10	140	NATIONWIDE CORP GRP	626	565	- 0.54	0.66	2.34	88.54
			**STATE TOTAL **	26,805	25,697	17.53	20.37	100.00	100.00

PROPERTY AND CASUALTY INSURANCE INDUSTRY
MARKET SHARE REPORT - TOTAL PREMIUM
BY GROUP
26 - BURGLARY AND THEFT

May 15, 2014

STATE	Rank	Group/ Company Code	Group/ Company Name	Direct Premiums Written (000)	Direct Premiums Earned (000)	Direct Loss to EP Ratio	Direct Loss & DCC to EP Ratio	Market Share %	Cumulative Market Share %
Colorado	1	3548	TRAVELERS GRP	1,000	982	1.16	- 0.77	25.67	25.67
	2	12	AMERICAN INTL GRP	582	517	- 8.81	- 8.91	14.94	40.61
	3	38	CHUBB INC GRP	480	442	15.94	16.40	12.33	52.94
	4	10200	HISCOX INS CO INC	349	244	21.52	21.52	8.97	61.91
	5	212	ZURICH INS GRP	346	361	- 8.42	- 8.43	8.88	70.79
	6	984	HCC INS HOLDINGS GRP	174	154	16.98	29.49	4.46	75.24
	7	91	HARTFORD FIRE & CAS GRP	154	156	0.42	1.39	3.96	79.20
	8	218	CNA INS GRP	124	75	38.67	45.83	3.19	82.39
	9	140	NATIONWIDE CORP GRP	92	94	32.65	32.71	2.37	84.75
	10	626	ACE LTD GRP	72	58	11.73	16.16	1.86	86.61
			STATE TOTAL	3,894	3,575	4.19	4.72	100.00	100.00
Connecticut	1	38	CHUBB INC GRP	986	835	14.03	14.45	23.32	23.32
	2	3548	TRAVELERS GRP	968	961	5.86	6.50	22.91	46.23
	3	212	ZURICH INS GRP	737	736	94.73	94.73	17.43	63.67
	4	12	AMERICAN INTL GRP	460	398	- 14.75	- 14.71	10.88	74.54
	5	984	HCC INS HOLDINGS GRP	255	274	13.15	14.52	6.03	80.58
	6	91	HARTFORD FIRE & CAS GRP	187	174	- 0.38	2.90	4.43	85.00
	7	10200	HISCOX INS CO INC	166	107	48.71	48.71	3.94	88.94
	8	626	ACE LTD GRP	84	78	35.81	41.90	1.98	90.92
	9	4509	IRONSHORE GRP	61	62	212.19	235.77	1.43	92.35
	10	88	THE HANOVER INS GRP	59	54	0.54	1.64	1.39	93.75
			STATE TOTAL	4,226	3,942	17.13	18.17	100.00	100.00
Delaware	1	12	AMERICAN INTL GRP	1,799	1,694	0.88	1.05	58.73	58.73
	2	3548	TRAVELERS GRP	770	763	- 3.54	- 7.12	25.15	83.88
	3	212	ZURICH INS GRP	110	74	17.96	17.96	3.57	87.46
	4	4254	THE WARRANTY GRP	78	78	23.58	23.58	2.56	90.01
	5	38	CHUBB INC GRP	77	68	38.41	39.03	2.51	92.52
	6	10200	HISCOX INS CO INC	52	35	54.10	54.10	1.70	94.22
	7	140	NATIONWIDE CORP GRP	30	25	21.63	21.98	0.98	95.20
	8	54	CUMBERLAND GRP	18	17	0.00	0.00	0.57	95.77
	9	91	HARTFORD FIRE & CAS GRP	16	19	3.13	3.69	0.53	96.30
	10	218	CNA INS GRP	16	10	11.00	37.21	0.52	96.82
			STATE TOTAL	3,064	2,886	2.88	2.22	100.00	100.00
District Of Columbia	1	10200	HISCOX INS CO INC	498	549	14.92	14.92	20.68	20.68
	2	3548	TRAVELERS GRP	464	454	0.98	- 1.93	19.27	39.96
	3	12	AMERICAN INTL GRP	353	420	- 10.83	- 10.98	14.67	54.63
	4	38	CHUBB INC GRP	344	342	26.29	26.77	14.29	68.91
	5	984	HCC INS HOLDINGS GRP	157	138	17.26	17.26	6.53	75.44
	6	212	ZURICH INS GRP	157	93	1.39	1.39	6.53	81.97
	7	218	CNA INS GRP	118	85	51.34	53.51	4.89	86.86
	8	626	ACE LTD GRP	83	79	33.47	39.46	3.44	90.31
	9	91	HARTFORD FIRE & CAS GRP	77	78	568.03	569.55	3.20	93.50
	10	215	KEMPER CORP GRP	39	39	2.31	2.31	1.62	95.13
			STATE TOTAL	2,409	2,384	27.24	26.95	100.00	100.00
Florida	1	3548	TRAVELERS GRP	2,224	2,146	33.56	35.21	15.84	15.84
	2	12	AMERICAN INTL GRP	1,802	1,700	71.07	68.70	12.84	28.68
	3	212	ZURICH INS GRP	1,569	1,453	8.54	8.51	11.18	39.86
	4	38	CHUBB INC GRP	1,542	1,497	17.02	17.45	10.99	50.84
	5	306	CUNA MUT GRP	1,098	1,159	1.33	1.33	7.82	58.66
	6	10200	HISCOX INS CO INC	1,049	674	52.94	53.43	7.47	66.14
	7	984	HCC INS HOLDINGS GRP	757	861	13.37	13.37	5.39	71.53
	8	215	KEMPER CORP GRP	695	694	9.21	9.21	4.95	76.48
	9	91	HARTFORD FIRE & CAS GRP	486	473	- 9.58	- 7.56	3.46	79.94
	10	140	NATIONWIDE CORP GRP	381	392	269.70	279.25	2.72	82.65
			STATE TOTAL	14,038	13,669	31.75	34.34	100.00	100.00

PROPERTY AND CASUALTY INSURANCE INDUSTRY
MARKET SHARE REPORT - TOTAL PREMIUM
BY GROUP
26 - BURGLARY AND THEFT

May 15, 2014

STATE	Rank	Group/ Company Code	Group/ Company Name	Direct Premiums Written (000)	Direct Premiums Earned (000)	Direct Loss to EP Ratio	Direct Loss & DCC to EP Ratio	Market Share %	Cumulative Market Share %
Georgia	1	12	AMERICAN INTL GRP	1,307	1,346	- 4.46	- 4.35	19.67	19.67
	2	3548	TRAVELERS GRP	1,181	1,127	- 4.89	- 8.22	17.77	37.45
	3	38	CHUBB INC GRP	927	918	34.13	35.38	13.95	51.40
	4	215	KEMPER CORP GRP	587	586	19.71	19.71	8.83	60.23
	5	212	ZURICH INS GRP	458	430	- 5.52	- 5.52	6.89	67.13
	6	10200	HISCOX INS CO INC	271	223	41.31	41.31	4.08	71.21
	7	626	ACE LTD GRP	229	185	- 0.76	2.70	3.45	74.66
	8	91	HARTFORD FIRE & CAS GRP	221	226	- 4.83	- 6.16	3.32	77.98
	9	13009	GEORGIA DEALERS INS CO	180	160	39.71	39.71	2.71	80.69
	10	984	HCC INS HOLDINGS GRP	166	252	14.41	18.37	2.50	83.19
			**STATE TOTAL **	6,644	6,447	8.70	9.23	100.00	100.00
Hawaii	1	12	AMERICAN INTL GRP	102	108	- 11.13	- 11.25	15.97	15.97
	2	3548	TRAVELERS GRP	100	109	47.91	51.01	15.72	31.70
	3	626	ACE LTD GRP	89	95	15.33	19.66	13.94	45.64
	4	4715	MS & AD INS GRP	76	75	- 10.57	- 10.57	11.95	57.58
	5	10200	HISCOX INS CO INC	72	37	71.22	71.22	11.27	68.85
	6	212	ZURICH INS GRP	58	48	- 0.08	- 0.08	9.03	77.88
	7	3098	TOKIO MARINE HOLDINGS INC GRP	39	29	44.03	47.18	6.13	84.01
	8	38	CHUBB INC GRP	29	33	22.25	22.87	4.51	88.52
	9	218	CNA INS GRP	20	20	32.87	39.67	3.20	91.72
	10	1285	XL AMER GRP	14	14	- 3.52	- 3.70	2.27	93.98
			**STATE TOTAL **	637	624	14.80	16.23	100.00	100.00
Idaho	1	3548	TRAVELERS GRP	134	119	1.78	1.92	26.49	26.49
	2	12	AMERICAN INTL GRP	54	47	- 10.10	- 10.23	10.71	37.20
	3	212	ZURICH INS GRP	53	55	1.21	1.21	10.50	47.70
	4	38	CHUBB INC GRP	33	53	15.15	15.61	6.56	54.26
	5	140	NATIONWIDE CORP GRP	30	31	- 7.42	- 7.41	5.92	60.18
	6	842	FARM BUREAU GRP	24	22	33.95	33.95	4.81	64.99
	7	91	HARTFORD FIRE & CAS GRP	21	18	5.67	6.88	4.14	69.13
	8	1129	WHITE MOUNTAINS GRP	20	20	16.46	17.33	3.91	73.04
	9	984	HCC INS HOLDINGS GRP	19	20	14.27	14.27	3.83	76.87
	10	244	CINCINNATI FIN GRP	18	16	0.00	0.00	3.51	80.37
			**STATE TOTAL **	504	496	6.86	8.01	100.00	100.00
Illinois	1	12	AMERICAN INTL GRP	3,070	2,570	- 15.30	- 15.18	21.90	21.90
	2	3548	TRAVELERS GRP	2,107	2,094	11.78	10.32	15.03	36.93
	3	38	CHUBB INC GRP	1,825	1,737	41.58	42.05	13.02	49.95
	4	212	ZURICH INS GRP	1,814	1,458	13.89	13.89	12.94	62.89
	5	10200	HISCOX INS CO INC	558	459	36.77	36.77	3.98	66.88
	6	91	HARTFORD FIRE & CAS GRP	476	490	18.06	18.66	3.40	70.27
	7	984	HCC INS HOLDINGS GRP	446	477	13.74	14.07	3.18	73.46
	8	4254	THE WARRANTY GRP	425	425	84.36	84.36	3.03	76.49
	9	218	CNA INS GRP	397	271	236.86	251.22	2.83	79.32
	10	215	KEMPER CORP GRP	395	395	15.58	15.58	2.82	82.14
			**STATE TOTAL **	14,018	12,748	20.57	21.06	100.00	100.00
Indiana	1	3548	TRAVELERS GRP	735	707	4.12	4.11	21.88	21.88
	2	38	CHUBB INC GRP	527	546	39.62	40.15	15.68	37.57
	3	12	AMERICAN INTL GRP	227	232	- 11.13	- 11.26	6.74	44.31
	4	244	CINCINNATI FIN GRP	197	195	39.82	41.22	5.87	50.18
	5	212	ZURICH INS GRP	195	177	4.88	4.88	5.80	55.98
	6	88	THE HANOVER INS GRP	130	69	- 0.05	- 0.08	3.88	59.86
	7	15350	WEST BEND MUT INS CO	128	130	7.88	7.80	3.82	63.68
	8	10200	HISCOX INS CO INC	126	77	61.65	64.43	3.74	67.41
	9	215	KEMPER CORP GRP	114	114	16.28	16.28	3.38	70.79
	10	218	CNA INS GRP	108	101	30.53	44.85	3.21	74.00
			**STATE TOTAL **	3,361	3,230	13.17	14.10	100.00	100.00

PROPERTY AND CASUALTY INSURANCE INDUSTRY
MARKET SHARE REPORT - TOTAL PREMIUM
BY GROUP
26 - BURGLARY AND THEFT

May 15, 2014

STATE	Rank	Group/ Company Code	Group/ Company Name	Direct Premiums Written (000)	Direct Premiums Earned (000)	Direct Loss to EP Ratio	Direct Loss & DCC to EP Ratio	Market Share %	Cumulative Market Share %
Iowa	1	3548	TRAVELERS GRP	544	511	8.43	11.06	26.43	26.43
	2	38	CHUBB INC GRP	242	202	18.91	19.46	11.72	38.15
	3	244	CINCINNATI FIN GRP	149	142	2.92	2.92	7.22	45.38
	4	248	UNITED FIRE & CAS GRP	145	140	- 0.28	- 0.56	7.06	52.44
	5	140	NATIONWIDE CORP GRP	140	137	108.61	108.65	6.82	59.26
	6	15350	WEST BEND MUT INS CO	133	134	9.65	9.59	6.45	65.70
	7	212	ZURICH INS GRP	100	100	8.46	8.46	4.85	70.55
	8	62	EMC INS CO GRP	99	95	5.31	5.23	4.80	75.35
	9	984	HCC INS HOLDINGS GRP	82	55	22.65	22.65	3.98	79.33
	10	91	HARTFORD FIRE & CAS GRP	67	64	2.65	1.36	3.23	82.56
			**STATE TOTAL **	2,060	1,905	14.75	15.97	100.00	100.00
Kansas	1	3548	TRAVELERS GRP	313	302	33.23	33.01	16.28	16.28
	2	38	CHUBB INC GRP	245	211	67.54	68.20	12.74	29.03
	3	212	ZURICH INS GRP	244	255	4.17	4.17	12.71	41.73
	4	12	AMERICAN INTL GRP	146	140	- 7.74	- 7.85	7.58	49.32
	5	4509	IRONSHORE GRP	124	129	268.64	298.49	6.45	55.76
	6	218	CNA INS GRP	117	49	41.11	46.10	6.11	61.88
	7	91	HARTFORD FIRE & CAS GRP	114	127	0.27	3.32	5.95	67.83
	8	140	NATIONWIDE CORP GRP	110	108	42.50	42.56	5.72	73.55
	9	123	SHELTER INS GRP	74	71	27.87	28.54	3.83	77.38
	10	244	CINCINNATI FIN GRP	56	50	22.03	22.03	2.90	80.29
			**STATE TOTAL **	1,921	1,873	38.01	41.59	100.00	100.00
Kentucky	1	3548	TRAVELERS GRP	323	322	- 3.30	- 3.95	20.11	20.11
	2	38	CHUBB INC GRP	312	276	19.04	19.60	19.42	39.53
	3	212	ZURICH INS GRP	214	205	8.90	8.90	13.30	52.83
	4	12	AMERICAN INTL GRP	150	143	- 7.96	- 8.08	9.37	62.20
	5	244	CINCINNATI FIN GRP	87	84	11.87	12.25	5.42	67.61
	6	291	MOTORISTS MUT GRP	76	70	8.42	8.49	4.71	72.32
	7	984	HCC INS HOLDINGS GRP	67	60	17.00	42.35	4.19	76.52
	8	10200	HISCOX INS CO INC	46	27	46.51	87.80	2.86	79.38
	9	626	ACE LTD GRP	38	42	16.38	19.74	2.37	81.75
	10	218	CNA INS GRP	29	36	17.39	31.04	1.81	83.56
			**STATE TOTAL **	1,605	1,526	4.90	6.87	100.00	100.00
Louisiana	1	3548	TRAVELERS GRP	1,003	991	6.36	7.66	28.86	28.86
	2	215	KEMPER CORP GRP	922	918	13.45	13.45	26.54	55.40
	3	212	ZURICH INS GRP	187	181	- 0.07	- 0.07	5.38	60.78
	4	218	CNA INS GRP	179	145	- 56.20	-142.58	5.16	65.94
	5	12	AMERICAN INTL GRP	174	145	- 17.27	- 17.45	5.00	70.94
	6	38	CHUBB INC GRP	169	148	14.85	15.30	4.86	75.80
	7	13207	LIGHTHOUSE PROP INS CORP	111	97	0.00	0.00	3.20	79.00
	8	10200	HISCOX INS CO INC	106	83	39.93	39.93	3.06	82.06
	9	984	HCC INS HOLDINGS GRP	95	85	16.29	16.29	2.74	84.80
	10	123	SHELTER INS GRP	85	80	4.36	4.54	2.44	87.24
			**STATE TOTAL **	3,475	3,338	- 37.34	- 51.46	100.00	100.00
Maine	1	3548	TRAVELERS GRP	247	246	11.75	15.35	41.07	41.07
	2	12	AMERICAN INTL GRP	62	62	- 8.19	- 8.31	10.27	51.34
	3	212	ZURICH INS GRP	50	47	7.25	7.25	8.36	59.71
	4	38	CHUBB INC GRP	49	53	8.46	8.80	8.18	67.89
	5	88	THE HANOVER INS GRP	40	46	0.00	0.00	6.58	74.47
	6	98	WR BERKLEY CORP GRP	33	31	0.53	0.52	5.42	79.89
	7	218	CNA INS GRP	22	13	39.97	39.97	3.60	83.49
	8	10200	HISCOX INS CO INC	17	16	27.82	27.82	2.90	86.39
	9	91	HARTFORD FIRE & CAS GRP	17	16	- 0.39	- 2.14	2.84	89.24
	10	291	MOTORISTS MUT GRP	16	14	5.03	5.35	2.71	91.95
			**STATE TOTAL **	602	595	4.47	5.93	100.00	100.00

PROPERTY AND CASUALTY INSURANCE INDUSTRY
MARKET SHARE REPORT - TOTAL PREMIUM
BY GROUP
26 - BURGLARY AND THEFT

May 15, 2014

STATE	Rank	Group/ Company Code	Group/ Company Name	Direct Premiums Written (000)	Direct Premiums Earned (000)	Direct Loss to EP Ratio	Direct Loss & DCC to EP Ratio	Market Share %	Cumulative Market Share %
Maryland	1	3548	TRAVELERS GRP	1,009	959	3.12	2.70	24.46	24.46
	2	38	CHUBB INC GRP	446	446	19.95	20.44	10.80	35.27
	3	212	ZURICH INS GRP	436	385	0.19	0.17	10.56	45.82
	4	984	HCC INS HOLDINGS GRP	412	277	23.40	57.59	9.98	55.81
	5	12	AMERICAN INTL GRP	326	310	- 3.94	- 4.01	7.90	63.71
	6	91	HARTFORD FIRE & CAS GRP	192	202	0.97	5.66	4.66	68.37
	7	215	KEMPER CORP GRP	186	186	6.96	6.96	4.50	72.87
	8	140	NATIONWIDE CORP GRP	174	175	1.52	1.99	4.22	77.08
	9	218	CNA INS GRP	169	106	29.33	43.54	4.08	81.17
	10	10200	HISCOX INS CO INC	151	159	21.86	21.86	3.65	84.82
			**STATE TOTAL **	4,125	3,787	12.02	15.49	100.00	100.00
Massachusetts	1	3548	TRAVELERS GRP	1,305	1,311	- 1.68	- 5.17	19.78	19.78
	2	212	ZURICH INS GRP	1,260	1,324	9.19	21.01	19.11	38.88
	3	38	CHUBB INC GRP	1,017	947	23.87	24.29	15.41	54.30
	4	12	AMERICAN INTL GRP	831	765	- 81.25	- 82.08	12.59	66.89
	5	10200	HISCOX INS CO INC	356	161	107.61	107.96	5.40	72.29
	6	91	HARTFORD FIRE & CAS GRP	262	262	- 25.11	- 12.97	3.97	76.26
	7	984	HCC INS HOLDINGS GRP	224	262	89.02	677.90	3.40	79.66
	8	626	ACE LTD GRP	218	165	11.59	13.59	3.30	82.96
	9	88	THE HANOVER INS GRP	207	197	0.05	0.08	3.14	86.10
	10	218	CNA INS GRP	167	115	38.82	48.84	2.53	88.63
			**STATE TOTAL **	6,597	6,222	2.50	30.41	100.00	100.00
Michigan	1	3548	TRAVELERS GRP	1,084	1,045	7.64	8.44	18.07	18.07
	2	12	AMERICAN INTL GRP	1,039	1,042	- 6.76	- 6.65	17.31	35.38
	3	38	CHUBB INC GRP	828	766	18.82	19.36	13.80	49.19
	4	212	ZURICH INS GRP	577	594	3.33	3.24	9.62	58.81
	5	215	KEMPER CORP GRP	410	410	48.80	48.80	6.83	65.64
	6	10200	HISCOX INS CO INC	347	209	47.97	50.06	5.79	71.43
	7	984	HCC INS HOLDINGS GRP	216	272	11.08	11.08	3.60	75.03
	8	91	HARTFORD FIRE & CAS GRP	203	220	- 4.04	- 6.23	3.39	78.43
	9	218	CNA INS GRP	168	134	306.29	320.44	2.81	81.23
	10	244	CINCINNATI FIN GRP	149	136	0.00	0.00	2.49	83.72
			**STATE TOTAL **	5,999	5,881	17.56	18.84	100.00	100.00
Minnesota	1	12	AMERICAN INTL GRP	711	731	4.16	4.09	16.59	16.59
	2	38	CHUBB INC GRP	660	677	14.59	15.11	15.40	31.98
	3	3548	TRAVELERS GRP	628	590	- 5.36	- 8.37	14.65	46.63
	4	15350	WEST BEND MUT INS CO	269	264	6.45	6.39	6.27	52.90
	5	212	ZURICH INS GRP	219	275	6.28	6.28	5.10	58.00
	6	10200	HISCOX INS CO INC	185	214	29.97	39.43	4.33	62.33
	7	309	WESTERN NATL MUT GRP	185	183	9.45	9.38	4.32	66.65
	8	91	HARTFORD FIRE & CAS GRP	153	164	0.79	2.69	3.57	70.21
	9	244	CINCINNATI FIN GRP	145	139	2.39	2.39	3.38	73.59
	10	984	HCC INS HOLDINGS GRP	127	223	7.64	8.77	2.96	76.56
			**STATE TOTAL **	4,287	4,381	10.91	12.30	100.00	100.00
Mississippi	1	215	KEMPER CORP GRP	478	475	27.74	27.74	27.55	27.55
	2	3548	TRAVELERS GRP	403	393	- 22.59	- 21.05	23.26	50.81
	3	212	ZURICH INS GRP	202	183	1.89	1.89	11.65	62.46
	4	38	CHUBB INC GRP	121	127	218.15	218.58	6.96	69.42
	5	218	CNA INS GRP	105	60	41.44	49.33	6.03	75.45
	6	140	NATIONWIDE CORP GRP	70	74	- 0.66	- 0.58	4.02	79.47
	7	98	WR BERKLEY CORP GRP	58	63	4.25	4.28	3.35	82.82
	8	3239	ALLIED WORLD ASSUR HOLDING GRP	39	38	23.02	32.66	2.25	85.07
	9	12	AMERICAN INTL GRP	31	47	- 8.35	- 8.45	1.81	86.88
	10	483	SOUTHERN FARM BUREAU CAS GRP	28	35	0.27	- 0.56	1.59	88.47
			**STATE TOTAL **	1,734	1,720	21.29	22.15	100.00	100.00

PROPERTY AND CASUALTY INSURANCE INDUSTRY
MARKET SHARE REPORT - TOTAL PREMIUM
BY GROUP
26 - BURGLARY AND THEFT

May 15, 2014

STATE	Rank	Group/ Company Code	Group/ Company Name	Direct Premiums Written (000)	Direct Premiums Earned (000)	Direct Loss to EP Ratio	Direct Loss & DCC to EP Ratio	Market Share %	Cumulative Market Share %
Missouri	1	3548	TRAVELERS GRP	857	844	7.94	8.67	19.30	19.30
	2	38	CHUBB INC GRP	706	679	25.91	26.52	15.90	35.20
	3	215	KEMPER CORP GRP	529	528	10.75	10.75	11.91	47.11
	4	12	AMERICAN INTL GRP	500	405	- 7.55	- 7.64	11.27	58.37
	5	212	ZURICH INS GRP	372	328	9.75	9.74	8.37	66.74
	6	91	HARTFORD FIRE & CAS GRP	276	274	- 0.51	0.88	6.21	72.95
	7	123	SHELTER INS GRP	241	234	9.50	9.69	5.43	78.38
	8	984	HCC INS HOLDINGS GRP	149	180	11.92	6.65	3.37	81.74
	9	10200	HISCOX INS CO INC	105	68	51.34	51.34	2.37	84.11
	10	140	NATIONWIDE CORP GRP	86	83	4.46	4.54	1.94	86.05
			STATE TOTAL	4,440	4,215	24.14	24.64	100.00	100.00
Montana	1	3548	TRAVELERS GRP	220	198	4.36	5.81	40.79	40.79
	2	12	AMERICAN INTL GRP	33	32	- 10.64	- 10.79	6.07	46.86
	3	140	NATIONWIDE CORP GRP	31	30	0.46	0.60	5.79	52.65
	4	796	QBE INS GRP	28	27	69.65	75.02	5.23	57.87
	5	218	CNA INS GRP	27	25	35.67	49.50	5.04	62.91
	6	244	CINCINNATI FIN GRP	26	23	0.00	0.00	4.81	67.72
	7	212	ZURICH INS GRP	25	24	3.59	3.59	4.64	72.36
	8	510	NAVIGATORS GRP	21	21	50.58	53.62	3.98	76.34
	9	62	EMC INS CO GRP	15	15	0.18	0.16	2.69	79.02
	10	38	CHUBB INC GRP	14	20	10.76	11.03	2.68	81.71
			STATE TOTAL	540	500	7.46	10.84	100.00	100.00
Nebraska	1	3548	TRAVELERS GRP	457	357	2.72	1.63	34.14	34.14
	2	38	CHUBB INC GRP	140	149	18.60	19.14	10.47	44.61
	3	212	ZURICH INS GRP	116	98	1.08	1.08	8.69	53.30
	4	140	NATIONWIDE CORP GRP	89	84	- 4.09	- 4.20	6.65	59.94
	5	12	AMERICAN INTL GRP	68	57	- 7.64	- 7.73	5.10	65.05
	6	91	HARTFORD FIRE & CAS GRP	55	61	1.71	4.60	4.10	69.14
	7	248	UNITED FIRE & CAS GRP	53	49	- 1.47	- 1.49	3.99	73.13
	8	984	HCC INS HOLDINGS GRP	51	56	13.32	13.32	3.82	76.95
	9	13889	FARMERS MUT INS CO OF NE	36	32	0.00	0.00	2.71	79.66
	10	10200	HISCOX INS CO INC	33	18	79.22	88.50	2.44	82.10
			STATE TOTAL	1,339	1,170	1.35	0.58	100.00	100.00
Nevada	1	12	AMERICAN INTL GRP	619	524	- 8.91	- 9.01	32.40	32.40
	2	212	ZURICH INS GRP	253	231	- 23.80	- 23.73	13.23	45.62
	3	3548	TRAVELERS GRP	195	192	- 14.35	- 17.87	10.21	55.84
	4	10200	HISCOX INS CO INC	191	162	48.00	48.00	9.97	65.81
	5	38	CHUBB INC GRP	170	173	222.42	223.00	8.90	74.72
	6	225	IAT REINS CO GRP	87	80	35.66	36.05	4.53	79.25
	7	140	NATIONWIDE CORP GRP	78	84	- 0.11	- 0.09	4.08	83.32
	8	802	CAPITAL INS GRP	47	46	127.36	132.25	2.46	85.79
	9	91	HARTFORD FIRE & CAS GRP	44	45	- 1.83	0.65	2.28	88.07
	10	2538	AMTRUST NGH GRP	40	23	37.21	43.78	2.07	90.14
			STATE TOTAL	1,912	1,760	25.42	25.66	100.00	100.00
New Hampshire	1	3548	TRAVELERS GRP	200	194	10.66	13.07	24.76	24.76
	2	38	CHUBB INC GRP	135	112	18.48	19.02	16.74	41.50
	3	12	AMERICAN INTL GRP	88	81	- 11.60	- 11.74	10.88	52.38
	4	212	ZURICH INS GRP	68	69	8.22	8.23	8.44	60.83
	5	291	MOTORISTS MUT GRP	53	44	- 1.26	- 1.08	6.53	67.36
	6	88	THE HANOVER INS GRP	44	48	0.00	0.00	5.43	72.79
	7	626	ACE LTD GRP	41	36	35.96	41.81	5.08	77.87
	8	244	CINCINNATI FIN GRP	26	24	0.00	0.00	3.22	81.09
	9	10200	HISCOX INS CO INC	26	24	62.64	62.64	3.16	84.25
	10	91	HARTFORD FIRE & CAS GRP	25	21	- 13.01	- 17.16	3.07	87.31
			STATE TOTAL	808	753	8.69	10.21	100.00	100.00

PROPERTY AND CASUALTY INSURANCE INDUSTRY
MARKET SHARE REPORT - TOTAL PREMIUM
BY GROUP
26 - BURGLARY AND THEFT

May 15, 2014

STATE	Rank	Group/ Company Code	Group/ Company Name	Direct Premiums Written (000)	Direct Premiums Earned (000)	Direct Loss to EP Ratio	Direct Loss & DCC to EP Ratio	Market Share %	Cumulative Market Share %
New Jersey	1	38	CHUBB INC GRP	1,463	1,496	10.53	10.85	17.95	17.95
	2	3548	TRAVELERS GRP	1,340	1,311	7.06	5.16	16.43	34.39
	3	212	ZURICH INS GRP	1,117	1,132	1.61	1.61	13.70	48.08
	4	12	AMERICAN INTL GRP	839	771	0.29	0.32	10.30	58.38
	5	91	HARTFORD FIRE & CAS GRP	427	405	- 4.36	- 3.20	5.24	63.63
	6	762	FRANKLIN MUT GRP	419	407	0.34	0.34	5.14	68.77
	7	10200	HISCOX INS CO INC	415	320	53.82	53.82	5.09	73.85
	8	54	CUMBERLAND GRP	392	393	10.61	10.99	4.81	78.66
	9	626	ACE LTD GRP	319	287	14.93	25.51	3.91	82.57
	10	984	HCC INS HOLDINGS GRP	269	342	10.88	12.96	3.30	85.87
			**STATE TOTAL **	8,151	7,871	11.18	12.54	100.00	100.00
New Mexico	1	12	AMERICAN INTL GRP	200	194	- 11.37	- 11.50	26.69	26.69
	2	3548	TRAVELERS GRP	122	126	7.22	10.20	16.29	42.98
	3	10200	HISCOX INS CO INC	69	57	41.27	41.27	9.24	52.22
	4	212	ZURICH INS GRP	59	69	- 21.47	- 25.10	7.89	60.12
	5	218	CNA INS GRP	41	45	52.71	55.88	5.45	65.56
	6	38	CHUBB INC GRP	40	40	3.02	3.17	5.35	70.91
	7	84	AMERICAN FINANCIAL GRP	30	31	3.45	2.23	4.03	74.94
	8	91	HARTFORD FIRE & CAS GRP	25	24	- 37.46	- 42.64	3.31	78.24
	9	7	FEDERATED MUT GRP	22	16	0.00	0.04	2.88	81.13
	10	140	NATIONWIDE CORP GRP	20	19	0.78	0.83	2.64	83.77
			**STATE TOTAL **	750	728	20.19	21.12	100.00	100.00
New York	1	38	CHUBB INC GRP	10,012	9,661	31.52	32.10	37.95	37.95
	2	3548	TRAVELERS GRP	3,910	3,854	8.32	9.52	14.82	52.77
	3	12	AMERICAN INTL GRP	2,827	2,968	- 8.72	- 6.85	10.72	63.48
	4	212	ZURICH INS GRP	2,332	2,128	0.92	0.95	8.84	72.32
	5	10200	HISCOX INS CO INC	1,178	805	38.69	42.49	4.47	76.79
	6	91	HARTFORD FIRE & CAS GRP	1,067	1,022	17.73	22.79	4.04	80.83
	7	984	HCC INS HOLDINGS GRP	1,008	1,108	12.84	12.84	3.82	84.65
	8	218	CNA INS GRP	839	471	66.96	76.93	3.18	87.83
	9	626	ACE LTD GRP	751	647	23.79	27.66	2.85	90.68
	10	201	UTICA GRP	498	351	0.28	0.33	1.89	92.57
			**STATE TOTAL **	26,382	24,889	18.52	21.13	100.00	100.00
North Carolina	1	3548	TRAVELERS GRP	1,274	1,266	- 2.21	- 6.07	26.23	26.23
	2	212	ZURICH INS GRP	608	647	5.63	5.97	12.51	38.74
	3	38	CHUBB INC GRP	457	510	40.92	41.44	9.40	48.15
	4	12	AMERICAN INTL GRP	427	392	- 8.72	- 8.83	8.79	56.93
	5	218	CNA INS GRP	338	244	24.37	44.92	6.96	63.90
	6	10200	HISCOX INS CO INC	200	118	31.55	31.55	4.12	68.02
	7	140	NATIONWIDE CORP GRP	195	200	5.19	5.37	4.02	72.04
	8	91	HARTFORD FIRE & CAS GRP	167	156	23.82	25.31	3.43	75.47
	9	244	CINCINNATI FIN GRP	159	148	40.47	40.47	3.27	78.74
	10	626	ACE LTD GRP	145	117	25.67	30.27	2.98	81.73
			**STATE TOTAL **	4,858	4,633	22.62	24.29	100.00	100.00
North Dakota	1	3548	TRAVELERS GRP	49	56	6.62	8.99	15.53	15.53
	2	244	CINCINNATI FIN GRP	39	34	0.00	0.00	12.37	27.90
	3	12	AMERICAN INTL GRP	30	28	- 6.16	- 6.23	9.37	37.27
	4	212	ZURICH INS GRP	20	22	3.55	3.55	6.37	43.64
	5	248	UNITED FIRE & CAS GRP	18	19	- 3.56	- 3.89	5.74	49.38
	6	62	EMC INS CO GRP	17	16	- 7.51	- 7.54	5.30	54.68
	7	140	NATIONWIDE CORP GRP	14	12	0.67	0.77	4.53	59.22
	8	38	CHUBB INC GRP	14	17	8.16	8.41	4.52	63.73
	9	218	CNA INS GRP	9	9	40.86	61.41	2.95	66.68
	10	7	FEDERATED MUT GRP	9	8	0.00	0.05	2.94	69.62
			**STATE TOTAL **	318	307	7.40	50.58	100.00	100.00

PROPERTY AND CASUALTY INSURANCE INDUSTRY
MARKET SHARE REPORT - TOTAL PREMIUM
BY GROUP
26 - BURGLARY AND THEFT

May 15, 2014

STATE	Rank	Group/ Company Code	Group/ Company Name	Direct Premiums Written (000)	Direct Premiums Earned (000)	Direct Loss to EP Ratio	Direct Loss & DCC to EP Ratio	Market Share %	Cumulative Market Share %
Ohio	1	38	CHUBB INC GRP	1,749	1,568	24.05	23.96	16.07	16.07
	2	3548	TRAVELERS GRP	1,621	1,492	38.59	38.63	14.89	30.96
	3	12	AMERICAN INTL GRP	1,482	1,534	- 4.59	- 4.60	13.62	44.58
	4	963	OHIO MUT GRP	1,070	1,063	40.78	40.90	9.83	54.41
	5	212	ZURICH INS GRP	899	824	2.90	2.90	8.26	62.67
	6	244	CINCINNATI FIN GRP	703	657	7.42	7.45	6.46	69.12
	7	306	CUNA MUT GRP	496	505	19.38	19.38	4.56	73.68
	8	215	KEMPER CORP GRP	380	381	26.75	26.75	3.50	77.18
	9	984	HCC INS HOLDINGS GRP	379	318	18.03	18.03	3.48	80.66
	10	10200	HISCOX INS CO INC	245	182	21.47	21.47	2.25	82.92
			**STATE TOTAL **	10,884	10,322	20.07	20.97	100.00	100.00
Oklahoma	1	38	CHUBB INC GRP	445	408	26.95	27.36	20.95	20.95
	2	3548	TRAVELERS GRP	404	376	- 1.77	- 4.63	19.05	39.99
	3	123	SHELTER INS GRP	314	315	37.81	38.67	14.78	54.78
	4	212	ZURICH INS GRP	249	248	20.03	20.04	11.75	66.53
	5	12	AMERICAN INTL GRP	120	117	- 11.17	- 11.26	5.66	72.19
	6	84	AMERICAN FINANCIAL GRP	117	90	7.18	6.10	5.52	77.71
	7	215	KEMPER CORP GRP	78	79	25.17	25.17	3.66	81.36
	8	91	HARTFORD FIRE & CAS GRP	53	56	- 5.16	- 6.99	2.51	83.87
	9	10200	HISCOX INS CO INC	41	31	40.24	40.24	1.95	85.82
	10	984	HCC INS HOLDINGS GRP	36	64	7.95	7.95	1.72	87.54
			**STATE TOTAL **	2,122	2,049	15.25	15.27	100.00	100.00
Oregon	1	12	AMERICAN INTL GRP	545	607	- 1.08	- 1.06	24.27	24.27
	2	3548	TRAVELERS GRP	474	452	12.18	11.47	21.12	45.39
	3	38	CHUBB INC GRP	344	411	19.59	20.16	15.34	60.72
	4	212	ZURICH INS GRP	128	133	1.31	1.31	5.72	66.44
	5	91	HARTFORD FIRE & CAS GRP	114	117	3.90	7.98	5.10	71.54
	6	140	NATIONWIDE CORP GRP	83	75	- 7.54	- 7.44	3.69	75.23
	7	218	CNA INS GRP	69	55	26.59	38.15	3.07	78.30
	8	10200	HISCOX INS CO INC	63	62	37.95	37.95	2.80	81.10
	9	626	ACE LTD GRP	40	31	33.00	38.28	1.77	82.86
	10	7	FEDERATED MUT GRP	37	38	9.42	10.01	1.67	84.53
			**STATE TOTAL **	2,245	2,296	11.94	13.49	100.00	100.00
Pennsylvania	1	12	AMERICAN INTL GRP	2,553	2,468	-216.30	-221.03	25.94	25.94
	2	3548	TRAVELERS GRP	1,885	1,830	4.23	3.40	19.15	45.10
	3	38	CHUBB INC GRP	1,175	1,199	37.16	37.68	11.94	57.03
	4	212	ZURICH INS GRP	916	897	1.05	1.05	9.31	66.34
	5	10200	HISCOX INS CO INC	343	237	27.55	27.55	3.48	69.82
	6	218	CNA INS GRP	326	237	32.03	47.31	3.31	73.13
	7	140	NATIONWIDE CORP GRP	282	296	5.65	6.33	2.86	76.00
	8	984	HCC INS HOLDINGS GRP	255	266	14.00	14.00	2.60	78.59
	9	17337	HANOVER FIRE & CAS INS CO	249	247	0.06	0.06	2.53	81.12
	10	215	KEMPER CORP GRP	232	232	6.06	6.06	2.36	83.48
			**STATE TOTAL **	9,841	9,497	- 47.12	- 47.49	100.00	100.00
Rhode Island	1	3548	TRAVELERS GRP	208	202	38.08	37.82	33.65	33.65
	2	38	CHUBB INC GRP	118	134	16.89	17.37	19.16	52.80
	3	212	ZURICH INS GRP	62	65	8.33	8.33	10.06	62.87
	4	12	AMERICAN INTL GRP	58	73	- 12.18	- 12.34	9.40	72.27
	5	91	HARTFORD FIRE & CAS GRP	37	33	- 5.82	- 8.76	5.93	78.20
	6	140	NATIONWIDE CORP GRP	25	28	- 2.20	7.29	4.10	82.31
	7	10200	HISCOX INS CO INC	22	6	46.51	46.51	3.57	85.88
	8	88	THE HANOVER INS GRP	20	24	- 0.26	- 0.42	3.24	89.11
	9	218	CNA INS GRP	11	11	18.83	19.97	1.75	90.86
	10	626	ACE LTD GRP	7	6	37.59	43.66	1.21	92.07
			**STATE TOTAL **	617	661	14.32	14.82	100.00	100.00

PROPERTY AND CASUALTY INSURANCE INDUSTRY
MARKET SHARE REPORT - TOTAL PREMIUM
BY GROUP
26 - BURGLARY AND THEFT

May 15, 2014

STATE	Rank	Group/ Company Code	Group/ Company Name	Direct Premiums Written (000)	Direct Premiums Earned (000)	Direct Loss to EP Ratio	Direct Loss & DCC to EP Ratio	Market Share %	Cumulative Market Share %
South Carolina	1	3548	TRAVELERS GRP	674	600	9.06	11.48	31.13	31.13
	2	215	KEMPER CORP GRP	362	361	10.65	10.65	16.71	47.84
	3	38	CHUBB INC GRP	192	187	17.91	18.43	8.86	56.71
	4	212	ZURICH INS GRP	158	162	0.84	0.81	7.27	63.98
	5	91	HARTFORD FIRE & CAS GRP	113	115	- 14.99	- 9.56	5.21	69.20
	6	12	AMERICAN INTL GRP	82	87	- 21.06	- 21.37	3.78	72.98
	7	280	AUTO OWNERS GRP	80	76	0.64	0.57	3.69	76.67
	8	626	ACE LTD GRP	74	71	20.15	24.42	3.42	80.09
	9	4670	STARR GRP	48	57	- 17.10	- 19.75	2.20	82.29
	10	140	NATIONWIDE CORP GRP	47	52	- 0.01	0.60	2.18	84.47
			**STATE TOTAL **	2,166	2,081	5.35	6.86	100.00	100.00
South Dakota	1	3548	TRAVELERS GRP	81	81	- 6.58	- 13.50	18.27	18.27
	2	88	THE HANOVER INS GRP	59	10	0.00	0.00	13.32	31.58
	3	248	UNITED FIRE & CAS GRP	43	41	4.20	4.15	9.64	41.23
	4	218	CNA INS GRP	35	33	74.13	77.77	7.88	49.10
	5	244	CINCINNATI FIN GRP	24	20	0.00	0.00	5.37	54.47
	6	796	QBE INS GRP	24	25	- 29.67	- 31.69	5.29	59.77
	7	140	NATIONWIDE CORP GRP	21	21	1.26	1.32	4.82	64.59
	8	38	CHUBB INC GRP	21	17	18.07	18.58	4.76	69.35
	9	62	EMC INS CO GRP	16	15	39.73	39.69	3.63	72.98
	10	14184	ACUITY A MUT INS CO	15	14	- 3.52	- 3.52	3.36	76.34
			**STATE TOTAL **	446	376	17.34	16.75	100.00	100.00
Tennessee	1	12	AMERICAN INTL GRP	3,654	2,893	- 0.11	- 0.08	55.83	55.83
	2	3548	TRAVELERS GRP	718	755	- 0.28	- 2.85	10.97	66.80
	3	212	ZURICH INS GRP	462	405	4.77	4.77	7.05	73.86
	4	38	CHUBB INC GRP	332	379	250.86	251.25	5.07	78.93
	5	10200	HISCOX INS CO INC	158	165	47.71	49.26	2.42	81.35
	6	244	CINCINNATI FIN GRP	146	128	9.93	9.93	2.23	83.58
	7	88	THE HANOVER INS GRP	139	44	0.12	0.20	2.12	85.70
	8	91	HARTFORD FIRE & CAS GRP	125	136	- 6.55	- 3.86	1.91	87.61
	9	218	CNA INS GRP	108	90	30.47	42.55	1.65	89.26
	10	626	ACE LTD GRP	106	87	30.29	33.78	1.62	90.88
			**STATE TOTAL **	6,544	5,709	23.84	24.24	100.00	100.00
Texas	1	215	KEMPER CORP GRP	4,029	4,024	14.71	14.71	18.67	18.67
	2	12	AMERICAN INTL GRP	3,722	3,869	- 1.48	- 3.83	17.24	35.91
	3	3548	TRAVELERS GRP	3,305	3,205	14.93	15.26	15.31	51.22
	4	38	CHUBB INC GRP	2,146	2,069	41.82	42.29	9.94	61.17
	5	212	ZURICH INS GRP	1,859	1,879	1.85	2.68	8.61	69.78
	6	10200	HISCOX INS CO INC	1,529	1,296	27.21	28.93	7.08	76.87
	7	218	CNA INS GRP	1,130	1,079	25.92	28.78	5.24	82.10
	8	626	ACE LTD GRP	785	644	38.44	43.73	3.64	85.74
	9	984	HCC INS HOLDINGS GRP	721	973	15.62	16.65	3.34	89.08
	10	91	HARTFORD FIRE & CAS GRP	496	470	- 6.51	- 10.14	2.30	91.38
			**STATE TOTAL **	21,583	21,456	13.05	13.89	100.00	100.00
Utah	1	12	AMERICAN INTL GRP	501	387	- 4.08	- 4.09	33.18	33.18
	2	3548	TRAVELERS GRP	290	293	9.26	9.73	19.21	52.39
	3	10200	HISCOX INS CO INC	167	129	20.70	20.70	11.07	63.46
	4	38	CHUBB INC GRP	114	106	16.87	17.38	7.57	71.03
	5	212	ZURICH INS GRP	83	76	4.99	4.99	5.49	76.53
	6	244	CINCINNATI FIN GRP	77	76	2.22	2.61	5.13	81.65
	7	140	NATIONWIDE CORP GRP	71	63	424.01	399.29	4.71	86.36
	8	984	HCC INS HOLDINGS GRP	45	66	10.27	10.27	3.00	89.36
	9	91	HARTFORD FIRE & CAS GRP	36	39	- 2.08	- 1.04	2.37	91.73
	10	218	CNA INS GRP	34	20	28.24	43.03	2.24	93.97
			**STATE TOTAL **	1,510	1,342	30.69	31.48	100.00	100.00

PROPERTY AND CASUALTY INSURANCE INDUSTRY
MARKET SHARE REPORT - TOTAL PREMIUM
BY GROUP
26 - BURGLARY AND THEFT

May 15, 2014

STATE	Rank	Group/ Company Code	Group/ Company Name	Direct Premiums Written (000)	Direct Premiums Earned (000)	Direct Loss to EP Ratio	Direct Loss & DCC to EP Ratio	Market Share %	Cumulative Market Share %
Vermont	1	3548	TRAVELERS GRP	131	120	- 0.80	- 3.44	34.69	34.69
	2	4726	ARCHER DANIELS MIDLAND GRP	50	29	0.00	0.00	13.26	47.95
	3	38	CHUBB INC GRP	34	33	15.71	16.17	9.13	57.08
	4	212	ZURICH INS GRP	32	23	2.88	2.88	8.55	65.63
	5	291	MOTORISTS MUT GRP	30	27	- 6.86	- 6.79	7.85	73.48
	6	244	CINCINNATI FIN GRP	26	27	0.00	0.00	6.95	80.43
	7	91	HARTFORD FIRE & CAS GRP	14	17	1.36	4.80	3.79	84.22
	8	98	WR BERKLEY CORP GRP	11	12	- 18.48	- 18.49	2.91	87.12
	9	88	THE HANOVER INS GRP	9	9	0.00	0.00	2.27	89.40
	10	218	CNA INS GRP	7	4	0.00	0.00	1.73	91.13
			**STATE TOTAL **	377	342	0.90	0.83	100.00	100.00
Virginia	1	3548	TRAVELERS GRP	1,708	1,875	- 57.31	- 75.22	25.51	25.51
	2	12	AMERICAN INTL GRP	834	786	- 9.54	- 9.65	12.45	37.96
	3	38	CHUBB INC GRP	805	652	25.82	26.41	12.02	49.97
	4	140	NATIONWIDE CORP GRP	481	471	14.43	15.11	7.18	57.15
	5	984	HCC INS HOLDINGS GRP	408	348	17.88	26.52	6.09	63.24
	6	10200	HISCOX INS CO INC	403	328	23.07	23.07	6.02	69.26
	7	5	ALFA INS GRP	396	397	0.00	0.00	5.91	75.17
	8	212	ZURICH INS GRP	314	330	1.90	3.42	4.69	79.85
	9	626	ACE LTD GRP	295	275	47.52	54.11	4.41	84.26
	10	218	CNA INS GRP	223	164	38.05	48.28	3.34	87.60
			**STATE TOTAL **	6,695	6,451	12.07	7.95	100.00	100.00
Washington	1	3548	TRAVELERS GRP	1,045	1,063	6.34	8.98	24.49	24.49
	2	12	AMERICAN INTL GRP	871	943	- 8.69	- 8.49	20.39	44.88
	3	212	ZURICH INS GRP	473	419	4.20	4.20	11.08	55.96
	4	38	CHUBB INC GRP	427	453	17.07	17.57	10.00	65.95
	5	10200	HISCOX INS CO INC	322	224	41.19	41.19	7.55	73.50
	6	91	HARTFORD FIRE & CAS GRP	154	157	2.67	4.19	3.60	77.10
	7	984	HCC INS HOLDINGS GRP	136	117	30.35	30.35	3.18	80.28
	8	1129	WHITE MOUNTAINS GRP	120	106	27.38	28.20	2.82	83.10
	9	626	ACE LTD GRP	92	69	37.17	41.89	2.16	85.26
	10	218	CNA INS GRP	80	81	34.12	46.56	1.87	87.13
			**STATE TOTAL **	4,269	4,117	2.23	6.79	100.00	100.00
West Virginia	1	3548	TRAVELERS GRP	149	169	20.10	21.12	27.81	27.81
	2	244	CINCINNATI FIN GRP	57	55	30.17	34.19	10.62	38.43
	3	140	NATIONWIDE CORP GRP	55	42	1.39	1.41	10.30	48.74
	4	38	CHUBB INC GRP	49	41	19.51	20.07	9.10	57.83
	5	10200	HISCOX INS CO INC	25	8	75.29	75.29	4.69	62.52
	6	291	MOTORISTS MUT GRP	25	23	1.65	1.75	4.63	67.15
	7	212	ZURICH INS GRP	24	25	21.25	21.25	4.47	71.62
	8	12	AMERICAN INTL GRP	22	25	- 15.19	- 15.49	4.03	75.65
	9	1129	WHITE MOUNTAINS GRP	21	20	23.52	24.75	3.83	79.48
	10	175	STATE AUTO MUT GRP	20	21	24.83	25.17	3.73	83.21
			**STATE TOTAL **	536	517	10.97	14.55	100.00	100.00
Wisconsin	1	3548	TRAVELERS GRP	729	721	0.07	- 2.38	17.45	17.45
	2	15350	WEST BEND MUT INS CO	602	599	5.21	5.14	14.41	31.85
	3	38	CHUBB INC GRP	549	548	28.88	29.46	13.15	45.00
	4	12	AMERICAN INTL GRP	320	288	- 2.92	- 3.00	7.67	52.67
	5	212	ZURICH INS GRP	252	260	1.16	1.16	6.03	58.70
	6	10200	HISCOX INS CO INC	242	140	30.75	30.75	5.81	64.51
	7	244	CINCINNATI FIN GRP	188	167	0.00	0.00	4.50	69.00
	8	291	MOTORISTS MUT GRP	168	181	9.24	5.12	4.01	73.02
	9	88	THE HANOVER INS GRP	131	105	- 2.18	- 2.02	3.14	76.16
	10	218	CNA INS GRP	119	81	29.88	46.27	2.84	79.00
			**STATE TOTAL **	4,176	4,011	8.03	8.05	100.00	100.00

PROPERTY AND CASUALTY INSURANCE INDUSTRY
MARKET SHARE REPORT - TOTAL PREMIUM
BY GROUP
26 - BURGLARY AND THEFT

May 15, 2014

STATE	Rank	Group/ Company Code	Group/ Company Name	Direct Premiums Written (000)	Direct Premiums Earned (000)	Direct Loss to EP Ratio	Direct Loss & DCC to EP Ratio	Market Share %	Cumulative Market Share %
Wyoming	1	10200	HISCOX INS CO INC	92	37	41.23	41.23	28.74	28.74
	2	3548	TRAVELERS GRP	63	87	1.43	0.06	19.75	48.49
	3	212	ZURICH INS GRP	25	22	2.48	2.48	7.83	56.32
	4	12	AMERICAN INTL GRP	24	23	- 9.29	- 9.39	7.38	63.70
	5	140	NATIONWIDE CORP GRP	22	20	- 34.79	- 34.74	7.03	70.73
	6	244	CINCINNATI FIN GRP	20	17	0.00	0.00	6.14	76.87
	7	38	CHUBB INC GRP	17	16	19.64	20.20	5.29	82.16
	8	1129	WHITE MOUNTAINS GRP	12	10	42.36	44.58	3.70	85.86
	9	218	CNA INS GRP	7	5	0.43	0.43	2.32	88.18
	10	1285	XL AMER GRP	6	7	- 2.23	- 2.35	2.00	90.18
			STATE TOTAL	319	280	7.26	9.31	100.00	100.00
Guam	1	10972	FIRST NET INS CO	102	93	115.25	134.94	20.11	20.11
	2	12	AMERICAN INTL GRP	96	88	21.34	22.11	18.85	38.96
	3	13597	CHUNG KUO INS CO LTD	93	98	1.63	1.84	18.28	57.23
	4	3098	TOKIO MARINE HOLDINGS INC GRP	76	74	176.95	202.87	14.98	72.22
	5	4715	MS & AD INS GRP	55	53	48.58	48.58	10.75	82.97
	6	4672	DONGBU INS GRP	53	57	89.06	81.39	10.45	93.41
	7	12633	CENTURY INS CO GU LTD	28	33	0.00	0.00	5.55	98.96
	8	13635	NIPPONKOA INS CO LTD	4	1	0.00	0.00	0.80	99.76
	9	18380	PACIFIC IND INS CO	1	1	134.14	134.14	0.16	99.92
	10	3548	TRAVELERS GRP	0	0	0.00	0.00	0.08	100.00
			STATE TOTAL	508	498	67.56	74.37	100.00	100.00
Puerto Rico	1	4509	IRONSHORE GRP	1,650	1,658	60.06	66.74	69.62	69.62
	2	212	ZURICH INS GRP	306	314	- 45.79	- 48.60	12.91	82.53
	3	796	QBE INS GRP	119	89	0.00	0.00	5.03	87.57
	4	26778	INTEGRAND ASSUR CO	119	109	17.75	24.43	5.03	92.60
	5	12	AMERICAN INTL GRP	77	65	11.56	6.47	3.26	95.86
	6	218	CNA INS GRP	33	33	55.69	53.37	1.41	97.27
	7	626	ACE LTD GRP	25	29	1.27	1.27	1.07	98.34
	8	4802	TRIPLE S GRP	17	15	0.00	- 1.08	0.73	99.07
	9	3548	TRAVELERS GRP	10	30	- 0.60	- 0.69	0.42	99.50
	10	3526	COOPERATIVA DE SEGUROS MULTIPLES GRP	8	10	0.00	0.00	0.33	99.83
			STATE TOTAL	2,371	2,360	38.01	42.46	100.00	100.00
U.S. Virgin Islands	1	4706	LOCKHART CO GRP	627	617	0.00	0.00	98.71	98.71
	2	3548	TRAVELERS GRP	7	6	0.00	0.00	1.04	99.75
	3	212	ZURICH INS GRP	1	1	7.99	7.99	0.21	99.96
	4	4701	TORUS INS GRP	0	2	20.50	20.50	0.04	100.00
	5	38	CHUBB INC GRP	0	0	-151.85	-151.85	0.00	100.00
			STATE TOTAL	635	626	0.07	0.07	100.00	100.00
Northern Mariana Islands	1	3098	TOKIO MARINE HOLDINGS INC GRP	4	4	0.00	0.00	43.27	43.27
	2	4672	DONGBU INS GRP	3	3	0.00	0.00	36.84	80.11
	3	10972	FIRST NET INS CO	2	2	161.34	235.36	19.89	100.00
			STATE TOTAL	9	9	30.89	45.06	100.00	100.00
Canada	1	3548	TRAVELERS GRP	116	118	43.25	44.42	57.95	57.95
	2	218	CNA INS GRP	32	19	71.68	71.68	16.20	74.15
	3	111	LIBERTY MUT GRP	30	26	53.60	67.00	15.04	89.19
	4	176	STATE FARM GRP	9	9	0.00	0.00	4.36	93.55
	5	84	AMERICAN FINANCIAL GRP	9	6	- 5.24	- 6.15	4.34	97.89
	6	91	HARTFORD FIRE & CAS GRP	2	3	- 17.59	- 22.60	1.06	98.95
	7	38	CHUBB INC GRP	2	1	- 10.25	- 10.47	1.05	100.00
			STATE TOTAL	201	185	40.48	43.02	100.00	100.00

PROPERTY AND CASUALTY INSURANCE INDUSTRY
MARKET SHARE REPORT - TOTAL PREMIUM
BY GROUP
26 - BURGLARY AND THEFT

May 15, 2014

STATE	Rank	Group/ Company Code	Group/ Company Name	Direct Premiums Written (000)	Direct Premiums Earned (000)	Direct Loss to EP Ratio	Direct Loss & DCC to EP Ratio	Market Share %	Cumulative Market Share %
Aggregate Other Alien	1	3548	TRAVELERS GRP	563	583	0.65	1.82	64.76	64.76
	2	38	CHUBB INC GRP	151	206	-1371.46	-1406.61	17.32	82.08
	3	626	ACE LTD GRP	61	48	965.05	954.28	6.99	89.07
	4	91	HARTFORD FIRE & CAS GRP	50	73	7.17	32.30	5.71	94.78
	5	12	AMERICAN INTL GRP	40	3	197138.59	-196463.14	4.61	99.39
	6	10972	FIRST NET INS CO	21	21	12.04	13.85	2.41	100.00
	7	4701	TORUS INS GRP	18	18	30.96	30.96	2.06	100.00
	8	212	ZURICH INS GRP	18	103	-198.92	-198.62	2.05	100.00
	9	18380	PACIFIC IND INS CO	2	1	179.14	179.14	0.24	100.00
			STATE TOTAL	870	1,002	-702.95	-698.13	100.00	100.00

27—Boiler and Machinery

PROPERTY AND CASUALTY INSURANCE INDUSTRY
MARKET SHARE REPORT - TOTAL PREMIUM
BY GROUP
27 - BOILER AND MACHINERY

May 15, 2014

STATE	Rank	Group/ Company Code	Group/ Company Name	Direct Premiums Written (000)	Direct Premiums Earned (000)	Direct Loss to EP Ratio	Direct Loss & DCC to EP Ratio	Market Share %	Cumulative Market Share %
Countrywide	1	65	FM GLOBAL GRP	383,646	377,980	49.09	49.58	24.61	24.61
	2	12	AMERICAN INTL GRP	261,681	256,009	4.30	4.18	16.79	41.40
	3	3548	TRAVELERS GRP	117,579	116,671	33.94	34.79	7.54	48.94
	4	212	ZURICH INS GRP	113,940	108,350	67.27	68.70	7.31	56.25
	5	38	CHUBB INC GRP	95,643	96,302	22.29	22.16	6.14	62.38
	6	361	MUNICH RE GRP	62,196	61,587	73.23	69.11	3.99	66.37
	7	218	CNA INS GRP	55,748	57,704	39.03	41.07	3.58	69.95
	8	181	SWISS RE GRP	39,882	40,263	57.35	56.34	2.56	72.51
	9	140	NATIONWIDE CORP GRP	39,789	37,866	27.33	28.19	2.55	75.06
	10	111	LIBERTY MUT GRP	36,223	33,958	27.09	28.53	2.32	77.38
	11	761	ALLIANZ INS GRP	30,423	29,905	- 16.27	- 18.80	1.95	79.33
	12	1285	XL AMER GRP	29,132	24,351	6.33	6.35	1.87	81.20
	13	62	EMC INS CO GRP	27,997	27,192	14.32	14.32	1.80	83.00
	14	242	SELECTIVE INS GRP	24,322	23,267	28.24	28.28	1.56	84.56
	15	98	WR BERKLEY CORP GRP	17,711	16,829	14.17	14.41	1.14	85.69
	16	244	CINCINNATI FIN GRP	17,213	16,118	39.48	40.31	1.10	86.80
	17	13528	BROTHERHOOD MUT INS CO	11,025	10,613	20.45	20.45	0.71	87.51
	18	84	AMERICAN FINANCIAL GRP	10,381	9,681	33.84	34.97	0.67	88.17
	19	7	FEDERATED MUT GRP	9,064	8,536	47.20	47.20	0.58	88.75
	20	3416	AXIS CAPITAL GRP	8,894	8,308	0.84	2.27	0.57	89.32
	21	88	THE HANOVER INS GRP	7,227	6,612	14.75	16.97	0.46	89.79
	22	228	WESTFIELD GRP	7,046	6,582	23.78	23.84	0.45	90.24
	23	67	MICHIGAN FARM BUREAU GRP	6,923	6,655	21.04	21.03	0.44	90.68
	24	15350	WEST BEND MUT INS CO	6,894	5,607	51.90	51.91	0.44	91.12
	25	14184	ACUITY A MUT INS CO	6,640	5,995	39.79	39.79	0.43	91.55
	26	802	CAPITAL INS GRP	6,545	6,016	3.63	3.81	0.42	91.97
	27	246	PENNSYLVANIA LUMBERMENS GRP	6,438	6,789	9.59	9.59	0.41	92.38
	28	626	ACE LTD GRP	5,850	5,568	- 7.73	67.77	0.38	92.76
	29	248	UNITED FIRE & CAS GRP	5,464	4,727	40.47	42.05	0.35	93.11
	30	3098	TOKIO MARINE HOLDINGS INC GRP	5,319	4,871	41.31	41.49	0.34	93.45
	31	1309	FRANKENMUTH GRP	5,019	4,915	49.36	49.49	0.32	93.77
	32	4698	ASPEN INS HOLDING GRP	4,811	3,193	62.00	65.52	0.31	94.08
	33	3219	NKSJ HOLDINGS INC GRP	3,901	3,322	- 14.93	- 15.84	0.25	94.33
	34	291	MOTORISTS MUT GRP	3,893	3,707	28.52	28.50	0.25	94.58
	35	8	ALLSTATE INS GRP	3,703	2,641	40.56	40.60	0.24	94.82
	36	96	SECURA INS GRP	3,689	3,466	29.65	29.65	0.24	95.06
	37	175	STATE AUTO MUT GRP	3,676	3,660	24.80	25.23	0.24	95.29
	38	91	HARTFORD FIRE & CAS GRP	3,217	3,358	45.17	45.77	0.21	95.50
	39	474	FCCI MUT INS GRP	3,174	2,906	25.21	25.26	0.20	95.70
	40	250	DONEGAL GRP	2,823	2,496	39.92	39.92	0.18	95.88
	41	23108	LUMBERMENS UNDERWRITING ALLIANCE	2,813	2,678	11.26	11.26	0.18	96.06
	42	984	HCC INS HOLDINGS GRP	2,721	2,512	14.12	14.28	0.17	96.24
	43	3239	ALLIED WORLD ASSUR HOLDING GRP	2,685	1,897	14.13	15.51	0.17	96.41
	44	309	WESTERN NATL MUT GRP	2,546	2,381	22.49	22.65	0.16	96.57
	45	13501	BRETHREN MUT INS CO	2,524	2,430	16.39	16.39	0.16	96.73
	46	54	CUMBERLAND GRP	2,385	2,423	14.84	16.08	0.15	96.89
	47	3703	TOWER GRP	2,319	2,188	76.67	78.40	0.15	97.04
	48	4574	CATLIN US INS GRP	2,239	1,915	26.37	26.54	0.14	97.18
	49	4509	IRONSHORE GRP	2,181	2,318	35.67	35.36	0.14	97.32
	50	34843	NEW YORK SCHOOLS INS RECIP	2,172	2,133	56.64	56.73	0.14	97.46
	51	796	QBE INS GRP	2,037	2,423	- 30.97	- 36.25	0.13	97.59
	52	333	MUTUAL OF ENUMCLAW GRP	1,909	1,779	39.25	39.46	0.12	97.71
	53	660	MERCURY GEN GRP	1,849	1,763	4.24	4.44	0.12	97.83
	54	645	OREGON MUT GRP	1,634	1,594	33.62	33.62	0.10	97.94
	55	55	AUTOMOBILE CLUB MI GRP	1,552	1,440	13.25	13.25	0.10	98.03
	56	4670	STARR GRP	1,383	1,277	38.98	42.92	0.09	98.12
	57	22624	INDIANA FARMERS MUT INS CO	1,364	1,342	11.29	11.36	0.09	98.21
	58	1129	WHITE MOUNTAINS GRP	1,324	1,238	21.35	21.50	0.08	98.30
	59	31	BERKSHIRE HATHAWAY GRP	1,287	731	49.32	53.08	0.08	98.38
	60	4701	TORUS INS GRP	1,240	2,265	9.38	7.59	0.08	98.46
	61	517	HANNOVER GRP	1,168	1,046	6.70	7.40	0.07	98.53
	62	69	FARMERS INS GRP	1,155	1,224	16.29	16.51	0.07	98.61
	63	23574	MIDWEST FAMILY MUT INS CO	1,029	928	28.46	30.31	0.07	98.67
	64	20690	NEW YORK MUNICIPAL INS RECIP	961	886	28.94	28.94	0.06	98.73
	65	13580	ARISE BOILER INSPECTION & INS CO RRG	909	846	0.00	0.00	0.06	98.79

PROPERTY AND CASUALTY INSURANCE INDUSTRY
MARKET SHARE REPORT - TOTAL PREMIUM
BY GROUP
27 - BOILER AND MACHINERY

May 15, 2014

STATE	Rank	Group/ Company Code	Group/ Company Name	Direct Premiums Written (000)	Direct Premiums Earned (000)	Direct Loss to EP Ratio	Direct Loss & DCC to EP Ratio	Market Share %	Cumulative Market Share %
Countrywide	66	225	IAT REINS CO GRP	901	821	11.82	12.43	0.06	98.85
	67	15113	SECURITY MUT INS CO	870	870	8.46	8.46	0.06	98.91
	68	38733	ALASKA NATL INS CO	830	788	29.40	31.94	0.05	98.96
	69	349	FLORISTS MUT GRP	784	766	49.85	50.25	0.05	99.01
	70	4715	MS & AD INS GRP	737	589	- 0.39	- 0.39	0.05	99.06
	71	16446	FARMERS INS CO OF FLEMINGTON	722	728	16.57	17.49	0.05	99.10
	72	2538	AMTRUST NGH GRP	692	1,156	7.30	7.29	0.04	99.15
	73	13854	FARMERS MUT FIRE INS CO OF SALEM CN	684	632	- 13.32	- 14.95	0.04	99.19
	74	38300	SAMSUNG FIRE & MARINE INS CO LTD	661	500	40.42	42.84	0.04	99.23
	75	785	MARKEL CORP GRP	625	670	- 9.28	- 5.49	0.04	99.27
	76	36	CENTRAL MUT INS CO GRP	608	626	14.04	14.04	0.04	99.31
	77	207	WESTERN RESERVE GRP	603	564	16.59	16.59	0.04	99.35
	78	158	FAIRFAX FIN GRP	598	660	185.55	197.42	0.04	99.39
	79	411	MAPFRE INS GRP	540	657	25.20	24.56	0.03	99.43
	80	13668	KINGSTONE INS CO	490	426	3.01	3.01	0.03	99.46
	81	16926	ARECA INS EXCH	474	472	0.00	0.00	0.03	99.49
	82	28535	TRIANGLE INS CO INC	468	431	8.34	8.34	0.03	99.52
	83	4702	SPARTA GRP	411	451	72.86	77.74	0.03	99.54
	84	14753	FREDERICK MUT INS CO	355	355	5.26	5.26	0.02	99.57
	85	383	AMERICAN EUROPEAN GRP	344	264	17.92	18.38	0.02	99.59
	86	4804	MULTINATIONAL GRP	339	308	53.74	56.28	0.02	99.61
	87	3526	COOPERATIVA DE SEGUROS MULTIPLES GRP	331	330	- 1.30	- 1.30	0.02	99.63
	88	26818	MIDSTATE MUT INS CO	228	228	9.44	9.44	0.01	99.65
	89	43842	FINGER LAKES FIRE & CAS INS CO	221	221	2.41	2.43	0.01	99.66
	90	783	RLI INS GRP	212	196	14.65	14.49	0.01	99.67
	91	37052	REGIS INS CO	203	238	16.28	16.28	0.01	99.69
	92	16098	WESTMINSTER AMER INS CO	190	173	25.63	25.63	0.01	99.70
	93	311	MAIN STREET AMER GRP	187	201	15.19	- 23.15	0.01	99.71
	94	661	BCBS OF SC GRP	177	171	36.47	38.86	0.01	99.72
	95	26778	INTEGRAND ASSUR CO	176	173	19.70	19.70	0.01	99.73
	96	12866	T H E INS CO	173	162	65.17	65.47	0.01	99.74
	97	26760	FULMONT MUT INS CO	168	161	2.11	2.11	0.01	99.76
	98	10831	MT MORRIS MUT INS CO	158	82	- 1.52	- 1.52	0.01	99.77
	99	256	PROSIGHT GRP	155	103	18.87	22.68	0.01	99.78
	100	748	MEADOWBROOK INS GRP	152	303	30.07	30.03	0.01	99.79
	101	10499	COREPOINTE INS CO	151	121	1.05	1.17	0.01	99.80
	102	43869	NORTH COUNTRY INS CO	146	146	32.06	32.06	0.01	99.80
	103	4765	WBL GRP	141	113	158.34	160.84	0.01	99.81
	104	15210	STERLING INS CO	137	133	27.95	28.09	0.01	99.82
	105	16489	ASSOCIATED MUT INS CO	137	117	-174.07	-170.95	0.01	99.83
	106	10372	CHAUTAUQUA PATRONS INS ASSOC	130	124	4.98	4.98	0.01	99.84
	107	4802	TRIPLE S GRP	127	132	0.77	1.08	0.01	99.85
	108	12961	CANOPIUS US INS	124	129	32.62	32.57	0.01	99.86
	109	10364	GENESEE PATRONS COOP INS CO	119	114	11.48	11.48	0.01	99.86
	110	3911	STRICKLAND INS GRP	116	118	10.89	10.89	0.01	99.87
	111	93	STATE NATL GRP	111	37	47.34	52.69	0.01	99.88
	112	11036	MCMILLAN WARNER MUT INS CO	101	54	5.34	5.34	0.01	99.88
	113	10380	LEATHERSTOCKING COOP INS CO	99	122	0.00	0.00	0.01	99.89
	114	35866	MID HUDSON CO OPERATIVE INS CO	90	83	10.76	10.76	0.01	99.90
	115	13919	DRYDEN MUT INS CO	82	36	20.99	20.99	0.01	99.90
	116	17108	FARMERS MUT FIRE INS CO OF MCCANDLES	81	75	5.09	5.09	0.01	99.91
	117	807	COLUMBIA INS GRP	79	83	0.00	0.00	0.01	99.91
	118	27480	CALIFORNIA MUT INS CO	74	49	20.45	20.45	0.00	99.92
	119	10969	UNITED PROP & CAS INS CO	73	18	0.00	0.00	0.00	99.92
	120	23663	NATIONAL AMER INS CO	72	72	- 0.77	- 0.89	0.00	99.93
	121	10924	LITTLE BLACK MUT INS CO	71	46	10.13	10.13	0.00	99.93
	122	12006	DISTRICTS MUT INS	68	67	0.00	0.00	0.00	99.93
	123	16250	UNITED FRONTIER MUT INS CO	68	62	4.57	4.57	0.00	99.94
	124	43850	OSWEGO CNTY MUT INS CO	67	62	10.26	10.26	0.00	99.94
	125	4672	DONGBU INS GRP	66	326	12.67	11.48	0.00	99.95
			INDUSTRY TOTAL	1,558,938	1,516,986	33.24	33.72	100.00	100.00

PROPERTY AND CASUALTY INSURANCE INDUSTRY
MARKET SHARE REPORT - TOTAL PREMIUM
BY GROUP
27 - BOILER AND MACHINERY

May 15, 2014

STATE	Rank	Group/ Company Code	Group/ Company Name	Direct Premiums Written (000)	Direct Premiums Earned (000)	Direct Loss to EP Ratio	Direct Loss & DCC to EP Ratio	Market Share %	Cumulative Market Share %
Alabama	1	65	FM GLOBAL GRP	7,837	7,180	203.39	201.73	28.75	28.75
	2	12	AMERICAN INTL GRP	6,563	6,646	- 10.13	- 10.92	24.08	52.83
	3	3548	TRAVELERS GRP	2,843	2,822	60.95	62.40	10.43	63.25
	4	212	ZURICH INS GRP	2,004	1,938	25.22	25.41	7.35	70.60
	5	361	MUNICH RE GRP	933	940	33.59	33.67	3.42	74.03
	6	218	CNA INS GRP	706	738	- 15.02	- 14.78	2.59	76.61
	7	38	CHUBB INC GRP	570	587	113.01	113.05	2.09	78.71
	8	140	NATIONWIDE CORP GRP	514	466	- 0.79	- 0.86	1.89	80.59
	9	244	CINCINNATI FIN GRP	482	441	13.23	13.76	1.77	82.36
	10	84	AMERICAN FINANCIAL GRP	473	505	3.58	3.61	1.73	84.09
			**STATE TOTAL **	27,260	26,282	67.54	67.09	100.00	100.00
Alaska	1	65	FM GLOBAL GRP	3,391	3,012	0.00	0.00	33.03	33.03
	2	12	AMERICAN INTL GRP	1,817	1,781	- 1.94	- 2.05	17.69	50.72
	3	212	ZURICH INS GRP	1,024	996	0.36	0.16	9.97	60.69
	4	361	MUNICH RE GRP	733	708	4.62	4.66	7.14	67.83
	5	38	CHUBB INC GRP	679	670	9.36	9.47	6.62	74.44
	6	38733	ALASKA NATL INS CO	654	623	35.46	38.66	6.37	80.81
	7	16926	ARECA INS EXCH	474	472	0.00	0.00	4.61	85.42
	8	309	WESTERN NATL MUT GRP	468	437	0.96	0.96	4.56	89.98
	9	3548	TRAVELERS GRP	205	185	15.73	22.17	2.00	91.98
	10	761	ALLIANZ INS GRP	183	165	- 15.69	- 18.44	1.79	93.77
			**STATE TOTAL **	10,268	9,689	2.76	2.98	100.00	100.00
Arizona	1	65	FM GLOBAL GRP	7,271	5,729	51.91	51.70	32.54	32.54
	2	12	AMERICAN INTL GRP	2,334	2,575	- 11.57	- 13.27	10.45	42.99
	3	212	ZURICH INS GRP	2,008	2,001	430.76	439.48	8.99	51.97
	4	761	ALLIANZ INS GRP	1,634	744	- 4.55	- 5.38	7.31	59.29
	5	3548	TRAVELERS GRP	1,307	1,250	45.16	45.13	5.85	65.13
	6	1285	XL AMER GRP	1,217	765	- 0.98	- 1.05	5.45	70.58
	7	38	CHUBB INC GRP	1,208	1,149	- 3.83	- 4.97	5.41	75.99
	8	181	SWISS RE GRP	607	795	21.51	24.80	2.72	78.70
	9	140	NATIONWIDE CORP GRP	603	573	20.06	20.33	2.70	81.40
	10	218	CNA INS GRP	485	555	- 9.26	- 9.68	2.17	83.57
			**STATE TOTAL **	22,344	19,637	65.85	66.65	100.00	100.00
Arkansas	1	65	FM GLOBAL GRP	4,148	4,699	6.05	6.09	27.41	27.41
	2	12	AMERICAN INTL GRP	2,494	2,712	- 0.17	- 0.27	16.48	43.88
	3	212	ZURICH INS GRP	1,218	1,191	1.67	1.67	8.05	51.93
	4	3548	TRAVELERS GRP	1,051	1,113	369.09	377.27	6.94	58.88
	5	218	CNA INS GRP	1,048	1,073	- 3.07	- 3.13	6.92	65.80
	6	62	EMC INS CO GRP	663	642	10.71	10.71	4.38	70.18
	7	361	MUNICH RE GRP	474	460	34.84	34.98	3.13	73.31
	8	13528	BROTHERHOOD MUT INS CO	402	383	24.51	24.51	2.66	75.97
	9	98	WR BERKLEY CORP GRP	395	354	54.48	55.80	2.61	78.58
	10	38	CHUBB INC GRP	386	356	0.27	- 0.01	2.55	81.13
			**STATE TOTAL **	15,135	15,592	38.19	38.63	100.00	100.00
California	1	12	AMERICAN INTL GRP	25,733	25,379	12.41	13.14	19.30	19.30
	2	65	FM GLOBAL GRP	18,174	18,599	309.78	312.32	13.63	32.94
	3	212	ZURICH INS GRP	14,442	14,038	29.23	30.60	10.83	43.77
	4	38	CHUBB INC GRP	13,428	13,498	37.15	36.89	10.07	53.84
	5	3548	TRAVELERS GRP	10,452	10,159	53.66	54.40	7.84	61.68
	6	140	NATIONWIDE CORP GRP	8,385	7,728	20.82	22.30	6.29	67.97
	7	1285	XL AMER GRP	5,429	2,048	- 2.11	- 2.21	4.07	72.05
	8	361	MUNICH RE GRP	5,277	5,266	17.24	17.28	3.96	76.01
	9	802	CAPITAL INS GRP	5,139	4,855	3.14	3.29	3.85	79.86
	10	181	SWISS RE GRP	3,812	3,091	71.35	53.64	2.86	82.72
			**STATE TOTAL **	133,305	126,704	67.28	67.89	100.00	100.00

PROPERTY AND CASUALTY INSURANCE INDUSTRY
MARKET SHARE REPORT - TOTAL PREMIUM
BY GROUP
27 - BOILER AND MACHINERY

May 15, 2014

STATE	Rank	Group/ Company Code	Group/ Company Name	Direct Premiums Written (000)	Direct Premiums Earned (000)	Direct Loss to EP Ratio	Direct Loss & DCC to EP Ratio	Market Share %	Cumulative Market Share %
Colorado	1	12	AMERICAN INTL GRP	5,612	5,075	10.90	11.23	26.97	26.97
	2	65	FM GLOBAL GRP	3,116	3,226	- 12.31	- 12.90	14.97	41.94
	3	212	ZURICH INS GRP	1,554	1,559	0.26	0.80	7.47	49.41
	4	3548	TRAVELERS GRP	1,508	1,578	9.31	9.54	7.24	56.65
	5	38	CHUBB INC GRP	1,351	1,352	11.06	11.44	6.49	63.14
	6	140	NATIONWIDE CORP GRP	1,117	1,061	34.03	34.39	5.37	68.51
	7	361	MUNICH RE GRP	929	869	35.74	35.81	4.46	72.97
	8	1285	XL AMER GRP	666	603	- 4.39	- 4.63	3.20	76.17
	9	218	CNA INS GRP	525	565	- 8.61	- 9.39	2.52	78.69
	10	98	WR BERKLEY CORP GRP	431	410	14.75	14.85	2.07	80.76
			**STATE TOTAL **	20,813	20,131	7.92	8.14	100.00	100.00
Connecticut	1	65	FM GLOBAL GRP	5,788	4,251	53.40	52.47	29.88	29.88
	2	12	AMERICAN INTL GRP	2,647	3,067	17.58	18.08	13.67	43.54
	3	38	CHUBB INC GRP	2,364	2,265	13.06	13.07	12.20	55.75
	4	3548	TRAVELERS GRP	1,400	1,339	25.83	26.76	7.23	62.98
	5	212	ZURICH INS GRP	1,048	904	101.14	102.80	5.41	68.39
	6	181	SWISS RE GRP	824	773	3.97	- 20.80	4.25	72.64
	7	218	CNA INS GRP	795	628	2375.40	2374.77	4.10	76.74
	8	361	MUNICH RE GRP	753	835	61.99	62.07	3.89	80.63
	9	111	LIBERTY MUT GRP	590	572	4.84	2.94	3.05	83.68
	10	242	SELECTIVE INS GRP	503	455	8.47	8.47	2.59	86.27
			**STATE TOTAL **	19,370	17,572	111.74	110.39	100.00	100.00
Delaware	1	12	AMERICAN INTL GRP	852	772	0.15	0.04	19.69	19.69
	2	38	CHUBB INC GRP	446	424	59.51	59.15	10.31	30.00
	3	212	ZURICH INS GRP	381	345	1.49	0.77	8.81	38.81
	4	65	FM GLOBAL GRP	333	364	116.79	117.59	7.70	46.51
	5	218	CNA INS GRP	274	188	10.46	11.85	6.34	52.85
	6	242	SELECTIVE INS GRP	251	247	6.08	6.08	5.80	58.65
	7	140	NATIONWIDE CORP GRP	222	205	5.24	5.24	5.14	63.80
	8	1285	XL AMER GRP	221	217	- 3.03	- 3.28	5.11	68.90
	9	3548	TRAVELERS GRP	182	183	- 17.19	- 18.10	4.21	73.12
	10	250	DONEGAL GRP	169	138	29.88	29.88	3.90	77.02
			**STATE TOTAL **	4,325	4,037	17.30	17.03	100.00	100.00
District Of Columbia	1	65	FM GLOBAL GRP	1,036	951	65.26	65.54	23.92	23.92
	2	38	CHUBB INC GRP	784	829	- 1.68	- 1.91	18.10	42.02
	3	12	AMERICAN INTL GRP	680	711	- 32.26	- 38.33	15.70	57.72
	4	3548	TRAVELERS GRP	494	632	78.04	80.15	11.41	69.13
	5	218	CNA INS GRP	372	348	- 0.38	0.30	8.60	77.73
	6	212	ZURICH INS GRP	224	197	35.20	35.31	5.17	82.90
	7	361	MUNICH RE GRP	163	165	65.20	65.39	3.76	86.66
	8	111	LIBERTY MUT GRP	111	100	91.48	93.17	2.56	89.23
	9	140	NATIONWIDE CORP GRP	95	97	18.15	46.68	2.20	91.43
	10	16098	WESTMINSTER AMER INS CO	61	57	4.37	4.37	1.40	92.83
			**STATE TOTAL **	4,330	4,407	22.97	23.01	100.00	100.00
Florida	1	65	FM GLOBAL GRP	13,054	14,119	30.37	30.18	21.33	21.33
	2	12	AMERICAN INTL GRP	8,530	7,803	- 5.11	- 5.50	13.94	35.27
	3	3548	TRAVELERS GRP	7,439	7,498	28.84	30.07	12.16	47.42
	4	361	MUNICH RE GRP	6,827	6,911	57.81	59.72	11.16	58.58
	5	218	CNA INS GRP	5,706	5,769	30.56	32.42	9.32	67.90
	6	212	ZURICH INS GRP	4,713	4,688	26.57	27.35	7.70	75.60
	7	38	CHUBB INC GRP	2,978	2,856	78.73	79.70	4.87	80.47
	8	181	SWISS RE GRP	2,067	2,061	49.85	57.68	3.38	83.85
	9	140	NATIONWIDE CORP GRP	1,625	1,641	28.36	28.74	2.65	86.50
	10	111	LIBERTY MUT GRP	1,473	1,363	- 12.41	- 17.16	2.41	88.91
			**STATE TOTAL **	61,201	61,639	27.50	28.27	100.00	100.00

PROPERTY AND CASUALTY INSURANCE INDUSTRY
MARKET SHARE REPORT - TOTAL PREMIUM
BY GROUP
27 - BOILER AND MACHINERY

May 15, 2014

STATE	Rank	Group/ Company Code	Group/ Company Name	Direct Premiums Written (000)	Direct Premiums Earned (000)	Direct Loss to EP Ratio	Direct Loss & DCC to EP Ratio	Market Share %	Cumulative Market Share %
Georgia	1	65	FM GLOBAL GRP	12,118	12,282	3.50	3.42	33.89	33.89
	2	12	AMERICAN INTL GRP	3,518	3,036	8.04	8.45	9.84	43.73
	3	212	ZURICH INS GRP	3,201	3,038	11.55	12.31	8.95	52.68
	4	3548	TRAVELERS GRP	2,694	2,734	9.11	9.57	7.53	60.21
	5	218	CNA INS GRP	1,696	1,685	15.24	16.06	4.74	64.96
	6	38	CHUBB INC GRP	1,573	1,560	26.17	26.80	4.40	69.36
	7	242	SELECTIVE INS GRP	1,242	1,153	32.34	32.34	3.47	72.83
	8	181	SWISS RE GRP	988	800	27.85	31.65	2.76	75.59
	9	140	NATIONWIDE CORP GRP	854	828	41.12	41.10	2.39	77.98
	10	111	LIBERTY MUT GRP	830	874	- 69.10	- 72.07	2.32	80.30
			**STATE TOTAL **	35,757	34,533	9.53	- 0.72	100.00	100.00
Hawaii	1	12	AMERICAN INTL GRP	2,398	2,340	6.79	7.15	38.44	38.44
	2	361	MUNICH RE GRP	881	882	8.34	8.23	14.13	52.57
	3	212	ZURICH INS GRP	721	660	26.33	26.00	11.56	64.13
	4	181	SWISS RE GRP	524	526	13.46	15.43	8.40	72.53
	5	3548	TRAVELERS GRP	405	392	157.73	159.51	6.50	79.03
	6	38	CHUBB INC GRP	364	276	1.92	1.99	5.84	84.87
	7	1285	XL AMER GRP	245	203	- 1.73	- 1.84	3.93	88.80
	8	65	FM GLOBAL GRP	234	236	14.14	14.25	3.75	92.55
	9	626	ACE LTD GRP	113	88	5.64	6.47	1.80	94.36
	10	111	LIBERTY MUT GRP	60	58	2.13	2.13	0.97	95.32
			**STATE TOTAL **	6,238	5,991	18.36	18.78	100.00	100.00
Idaho	1	65	FM GLOBAL GRP	3,276	3,142	0.00	0.00	41.04	41.04
	2	212	ZURICH INS GRP	792	709	2.78	2.78	9.92	50.96
	3	361	MUNICH RE GRP	530	422	33.01	33.11	6.64	57.60
	4	12	AMERICAN INTL GRP	452	369	3.55	3.51	5.66	63.26
	5	3548	TRAVELERS GRP	384	372	73.82	73.68	4.81	68.07
	6	140	NATIONWIDE CORP GRP	349	356	19.88	20.19	4.37	72.44
	7	62	EMC INS CO GRP	306	279	4.97	4.97	3.83	76.27
	8	333	MUTUAL OF ENUMCLAW GRP	262	242	7.43	6.93	3.29	79.56
	9	98	WR BERKLEY CORP GRP	232	220	38.29	38.53	2.91	82.47
	10	38	CHUBB INC GRP	187	506	39.73	38.92	2.34	84.81
			**STATE TOTAL **	7,983	7,795	11.75	11.84	100.00	100.00
Illinois	1	12	AMERICAN INTL GRP	11,543	9,956	11.84	12.36	16.94	16.94
	2	65	FM GLOBAL GRP	10,387	10,464	8.81	8.58	15.24	32.18
	3	212	ZURICH INS GRP	7,101	6,589	50.26	51.53	10.42	42.60
	4	3548	TRAVELERS GRP	6,221	6,166	30.70	31.60	9.13	51.73
	5	38	CHUBB INC GRP	5,236	5,271	50.65	51.40	7.68	59.41
	6	181	SWISS RE GRP	2,420	1,558	32.32	37.95	3.55	62.96
	7	761	ALLIANZ INS GRP	2,225	1,868	- 6.00	- 7.03	3.27	66.23
	8	218	CNA INS GRP	2,140	2,097	0.38	1.01	3.14	69.37
	9	111	LIBERTY MUT GRP	1,996	1,741	- 1.95	- 0.29	2.93	72.29
	10	361	MUNICH RE GRP	1,763	1,665	4.26	7.56	2.59	74.88
			**STATE TOTAL **	68,150	63,382	22.06	22.75	100.00	100.00
Indiana	1	12	AMERICAN INTL GRP	17,628	17,537	- 1.88	- 1.97	36.52	36.52
	2	65	FM GLOBAL GRP	6,408	5,942	81.23	81.01	13.28	49.80
	3	3548	TRAVELERS GRP	2,922	2,930	101.28	101.89	6.05	55.85
	4	212	ZURICH INS GRP	2,597	2,388	1.19	0.98	5.38	61.23
	5	38	CHUBB INC GRP	1,744	1,676	8.76	8.94	3.61	64.84
	6	244	CINCINNATI FIN GRP	1,512	1,577	10.43	10.72	3.13	67.98
	7	242	SELECTIVE INS GRP	1,506	1,423	24.04	24.15	3.12	71.10
	8	22624	INDIANA FARMERS MUT INS CO	1,364	1,342	11.29	11.36	2.83	73.92
	9	761	ALLIANZ INS GRP	1,351	1,274	- 19.80	- 23.29	2.80	76.72
	10	111	LIBERTY MUT GRP	1,137	928	20.47	30.91	2.35	79.08
			**STATE TOTAL **	48,269	46,600	25.15	25.40	100.00	100.00

PROPERTY AND CASUALTY INSURANCE INDUSTRY
MARKET SHARE REPORT - TOTAL PREMIUM
BY GROUP
27 - BOILER AND MACHINERY

May 15, 2014

STATE	Rank	Group/ Company Code	Group/ Company Name	Direct Premiums Written (000)	Direct Premiums Earned (000)	Direct Loss to EP Ratio	Direct Loss & DCC to EP Ratio	Market Share %	Cumulative Market Share %
Iowa	1	62	EMC INS CO GRP	3,926	3,886	22.85	22.85	18.11	18.11
	2	65	FM GLOBAL GRP	3,484	3,409	0.00	0.00	16.07	34.18
	3	212	ZURICH INS GRP	1,962	1,896	13.36	13.71	9.05	43.23
	4	3548	TRAVELERS GRP	1,760	1,819	19.42	19.40	8.12	51.35
	5	12	AMERICAN INTL GRP	1,544	1,388	- 0.56	- 0.58	7.12	58.48
	6	140	NATIONWIDE CORP GRP	1,116	1,087	12.41	12.61	5.15	63.62
	7	111	LIBERTY MUT GRP	1,025	1,011	0.40	0.46	4.73	68.35
	8	38	CHUBB INC GRP	1,018	1,122	3.90	3.88	4.69	73.05
	9	244	CINCINNATI FIN GRP	824	810	20.43	20.78	3.80	76.85
	10	361	MUNICH RE GRP	548	519	24.71	24.79	2.53	79.38
			**STATE TOTAL **	21,677	21,179	14.56	14.63	100.00	100.00
Kansas	1	62	EMC INS CO GRP	3,278	3,306	15.81	15.81	18.14	18.14
	2	12	AMERICAN INTL GRP	2,271	2,603	53.36	63.65	12.57	30.71
	3	65	FM GLOBAL GRP	2,143	2,107	1.99	1.75	11.86	42.57
	4	38	CHUBB INC GRP	1,783	1,747	3.69	2.65	9.86	52.43
	5	3548	TRAVELERS GRP	1,648	1,586	6.82	6.73	9.12	61.55
	6	1285	XL AMER GRP	970	1,086	- 0.08	- 0.09	5.37	66.92
	7	181	SWISS RE GRP	754	724	55.13	61.35	4.17	71.09
	8	212	ZURICH INS GRP	748	754	0.79	0.79	4.14	75.23
	9	140	NATIONWIDE CORP GRP	702	676	30.94	31.18	3.88	79.12
	10	98	WR BERKLEY CORP GRP	485	487	27.34	27.70	2.69	81.80
			**STATE TOTAL **	18,070	18,238	22.72	24.55	100.00	100.00
Kentucky	1	65	FM GLOBAL GRP	8,114	7,465	87.55	89.60	36.39	36.39
	2	12	AMERICAN INTL GRP	1,939	2,281	17.26	18.19	8.70	45.09
	3	212	ZURICH INS GRP	1,859	1,802	97.72	100.50	8.34	53.42
	4	38	CHUBB INC GRP	1,084	1,057	1.25	1.30	4.86	58.28
	5	3548	TRAVELERS GRP	975	1,011	31.55	32.44	4.37	62.66
	6	361	MUNICH RE GRP	922	944	54.31	54.44	4.14	66.79
	7	218	CNA INS GRP	568	577	- 4.34	- 3.47	2.55	69.34
	8	3098	TOKIO MARINE HOLDINGS INC GRP	482	483	11.44	11.67	2.16	71.50
	9	62	EMC INS CO GRP	449	432	9.59	9.59	2.01	73.51
	10	244	CINCINNATI FIN GRP	415	387	18.90	19.69	1.86	75.38
			**STATE TOTAL **	22,297	21,546	48.10	49.24	100.00	100.00
Louisiana	1	65	FM GLOBAL GRP	8,014	8,184	6.58	6.61	28.42	28.42
	2	12	AMERICAN INTL GRP	7,113	6,662	- 0.99	- 0.56	25.22	53.64
	3	212	ZURICH INS GRP	2,838	2,859	52.89	55.18	10.06	63.70
	4	3548	TRAVELERS GRP	2,382	2,262	25.53	27.79	8.45	72.15
	5	361	MUNICH RE GRP	1,543	1,568	3.77	4.42	5.47	77.62
	6	111	LIBERTY MUT GRP	945	931	-189.26	-187.99	3.35	80.97
	7	218	CNA INS GRP	902	943	5.59	8.93	3.20	84.17
	8	181	SWISS RE GRP	678	871	99.64	65.53	2.40	86.57
	9	1285	XL AMER GRP	676	631	- 0.82	- 0.93	2.40	88.97
	10	761	ALLIANZ INS GRP	460	518	- 12.58	- 12.17	1.63	90.60
			**STATE TOTAL **	28,200	28,064	8.05	7.72	100.00	100.00
Maine	1	65	FM GLOBAL GRP	2,670	2,412	19.75	19.93	33.02	33.02
	2	98	WR BERKLEY CORP GRP	1,098	1,077	10.49	11.65	13.58	46.60
	3	12	AMERICAN INTL GRP	850	743	2.45	2.62	10.51	57.12
	4	3548	TRAVELERS GRP	770	868	48.65	51.10	9.52	66.64
	5	1309	FRANKENMUTH GRP	662	612	57.52	57.65	8.19	74.83
	6	212	ZURICH INS GRP	564	586	1.06	2.04	6.98	81.81
	7	38	CHUBB INC GRP	221	251	4.74	4.83	2.73	84.55
	8	181	SWISS RE GRP	198	548	- 5.17	- 6.89	2.45	86.99
	9	3219	NKSJ HOLDINGS INC GRP	184	184	- 10.41	- 10.41	2.28	89.27
	10	88	THE HANOVER INS GRP	154	115	19.78	23.67	1.91	91.18
			**STATE TOTAL **	8,085	8,174	14.75	14.82	100.00	100.00

PROPERTY AND CASUALTY INSURANCE INDUSTRY
MARKET SHARE REPORT - TOTAL PREMIUM
BY GROUP
27 - BOILER AND MACHINERY

May 15, 2014

STATE	Rank	Group/ Company Code	Group/ Company Name	Direct Premiums Written (000)	Direct Premiums Earned (000)	Direct Loss to EP Ratio	Direct Loss & DCC to EP Ratio	Market Share %	Cumulative Market Share %
Maryland	1	65	FM GLOBAL GRP	3,565	3,597	2.19	1.99	16.83	16.83
	2	12	AMERICAN INTL GRP	3,296	3,367	14.90	14.92	15.56	32.40
	3	38	CHUBB INC GRP	2,261	2,159	7.57	7.32	10.68	43.07
	4	212	ZURICH INS GRP	1,715	1,642	31.14	34.46	8.10	51.17
	5	13501	BRETHREN MUT INS CO	1,388	1,353	14.28	14.28	6.55	57.72
	6	3548	TRAVELERS GRP	1,288	1,208	66.97	68.85	6.08	63.80
	7	361	MUNICH RE GRP	1,276	1,108	80.18	86.90	6.03	69.83
	8	242	SELECTIVE INS GRP	1,137	1,072	18.48	18.49	5.37	75.20
	9	140	NATIONWIDE CORP GRP	883	859	33.09	33.30	4.17	79.37
	10	218	CNA INS GRP	752	808	10.32	11.42	3.55	82.92
			**STATE TOTAL **	21,180	20,812	20.51	21.45	100.00	100.00
Massachusetts	1	65	FM GLOBAL GRP	9,022	8,874	212.40	212.30	26.13	26.13
	2	12	AMERICAN INTL GRP	7,158	7,057	16.63	16.77	20.73	46.86
	3	38	CHUBB INC GRP	3,488	3,388	12.42	12.77	10.10	56.97
	4	3548	TRAVELERS GRP	2,354	2,428	24.46	24.99	6.82	63.78
	5	212	ZURICH INS GRP	2,304	2,030	29.93	29.89	6.67	70.46
	6	218	CNA INS GRP	1,418	1,437	50.14	51.67	4.11	74.57
	7	361	MUNICH RE GRP	979	1,001	25.44	25.67	2.83	77.40
	8	111	LIBERTY MUT GRP	945	885	26.64	26.87	2.74	80.14
	9	98	WR BERKLEY CORP GRP	944	863	5.05	6.48	2.73	82.87
	10	181	SWISS RE GRP	870	871	277.59	243.82	2.52	85.39
			**STATE TOTAL **	34,526	33,406	79.63	78.97	100.00	100.00
Michigan	1	65	FM GLOBAL GRP	7,751	7,844	23.50	23.36	15.46	15.46
	2	67	MICHIGAN FARM BUREAU GRP	6,923	6,655	21.04	21.03	13.81	29.27
	3	12	AMERICAN INTL GRP	4,588	4,705	- 4.15	- 4.96	9.15	38.43
	4	3548	TRAVELERS GRP	4,288	4,405	29.75	30.56	8.55	46.98
	5	38	CHUBB INC GRP	2,529	3,228	40.95	39.25	5.05	52.03
	6	212	ZURICH INS GRP	2,268	2,227	5.64	6.74	4.53	56.55
	7	62	EMC INS CO GRP	1,818	1,726	20.96	20.96	3.63	60.18
	8	361	MUNICH RE GRP	1,733	1,710	167.54	172.37	3.46	63.64
	9	242	SELECTIVE INS GRP	1,595	1,540	50.05	50.10	3.18	66.82
	10	55	AUTOMOBILE CLUB MI GRP	1,552	1,440	13.25	13.25	3.10	69.92
			**STATE TOTAL **	50,127	50,369	26.20	26.42	100.00	100.00
Minnesota	1	65	FM GLOBAL GRP	8,686	8,234	17.26	17.26	25.92	25.92
	2	3548	TRAVELERS GRP	3,624	3,357	8.04	9.12	10.82	36.74
	3	12	AMERICAN INTL GRP	3,523	3,379	44.99	37.86	10.51	47.25
	4	212	ZURICH INS GRP	1,654	1,534	1.64	3.89	4.94	52.19
	5	38	CHUBB INC GRP	1,534	1,533	2.04	2.10	4.58	56.77
	6	62	EMC INS CO GRP	1,348	1,279	17.50	17.50	4.02	60.79
	7	361	MUNICH RE GRP	1,289	1,230	38.30	38.46	3.85	64.64
	8	15350	WEST BEND MUT INS CO	976	790	42.82	42.82	2.91	67.55
	9	309	WESTERN NATL MUT GRP	950	928	14.10	14.16	2.83	70.38
	10	218	CNA INS GRP	850	989	- 7.97	- 5.98	2.54	72.92
			**STATE TOTAL **	33,506	31,814	25.23	24.95	100.00	100.00
Mississippi	1	65	FM GLOBAL GRP	2,881	3,313	72.84	73.26	21.88	21.88
	2	212	ZURICH INS GRP	1,513	1,432	4.38	4.64	11.49	33.37
	3	12	AMERICAN INTL GRP	1,474	1,430	- 3.04	- 3.18	11.19	44.56
	4	3548	TRAVELERS GRP	970	984	9.66	9.58	7.36	51.93
	5	361	MUNICH RE GRP	879	887	9.55	9.52	6.68	58.60
	6	38	CHUBB INC GRP	723	737	1.16	1.21	5.49	64.09
	7	98	WR BERKLEY CORP GRP	669	663	1.70	1.70	5.08	69.17
	8	140	NATIONWIDE CORP GRP	624	606	23.69	23.45	4.74	73.91
	9	62	EMC INS CO GRP	533	507	25.83	25.83	4.05	77.96
	10	218	CNA INS GRP	425	471	- 11.87	- 10.89	3.23	81.19
			**STATE TOTAL **	13,168	13,345	22.52	22.78	100.00	100.00

PROPERTY AND CASUALTY INSURANCE INDUSTRY
MARKET SHARE REPORT - TOTAL PREMIUM
BY GROUP
27 - BOILER AND MACHINERY

May 15, 2014

STATE	Rank	Group/ Company Code	Group/ Company Name	Direct Premiums Written (000)	Direct Premiums Earned (000)	Direct Loss to EP Ratio	Direct Loss & DCC to EP Ratio	Market Share %	Cumulative Market Share %
Missouri	1	65	FM GLOBAL GRP	4,593	4,531	19.66	21.71	17.53	17.53
	2	12	AMERICAN INTL GRP	4,484	4,795	2.18	2.25	17.11	34.64
	3	212	ZURICH INS GRP	2,702	2,487	2.35	2.35	10.31	44.95
	4	3548	TRAVELERS GRP	1,756	1,777	17.51	17.25	6.70	51.65
	5	361	MUNICH RE GRP	1,649	1,600	30.94	30.99	6.30	57.95
	6	38	CHUBB INC GRP	1,512	1,578	12.01	12.05	5.77	63.72
	7	140	NATIONWIDE CORP GRP	834	830	18.72	19.65	3.18	66.90
	8	218	CNA INS GRP	687	830	5.06	5.97	2.62	69.52
	9	181	SWISS RE GRP	637	591	2.25	- 6.64	2.43	71.95
	10	242	SELECTIVE INS GRP	634	528	21.64	21.64	2.42	74.37
			**STATE TOTAL **	26,202	25,919	14.28	14.56	100.00	100.00
Montana	1	65	FM GLOBAL GRP	1,630	1,677	1164.83	1168.16	32.93	32.93
	2	62	EMC INS CO GRP	519	521	13.06	13.06	10.49	43.43
	3	12	AMERICAN INTL GRP	423	459	10.65	10.53	8.55	51.97
	4	361	MUNICH RE GRP	374	380	4.27	4.35	7.55	59.53
	5	3548	TRAVELERS GRP	335	342	20.61	21.09	6.77	66.30
	6	140	NATIONWIDE CORP GRP	235	215	32.08	32.31	4.76	71.05
	7	244	CINCINNATI FIN GRP	202	202	14.85	15.18	4.07	75.13
	8	212	ZURICH INS GRP	141	121	22.09	22.09	2.86	77.99
	9	98	WR BERKLEY CORP GRP	123	111	3.15	3.88	2.49	80.47
	10	1285	XL AMER GRP	113	88	0.66	0.57	2.29	82.76
			**STATE TOTAL **	4,949	4,894	415.25	416.57	100.00	100.00
Nebraska	1	65	FM GLOBAL GRP	2,382	2,351	- 35.53	- 36.51	19.47	19.47
	2	12	AMERICAN INTL GRP	1,550	1,440	- 0.96	- 1.03	12.67	32.15
	3	3548	TRAVELERS GRP	1,117	1,150	15.40	14.94	9.13	41.27
	4	62	EMC INS CO GRP	1,090	1,061	9.82	9.82	8.91	50.19
	5	212	ZURICH INS GRP	1,038	986	1.59	1.59	8.49	58.67
	6	140	NATIONWIDE CORP GRP	732	693	25.83	26.04	5.98	64.66
	7	38	CHUBB INC GRP	589	618	34.07	34.14	4.81	69.47
	8	361	MUNICH RE GRP	546	546	- 52.60	- 52.55	4.46	73.93
	9	111	LIBERTY MUT GRP	470	436	5.51	5.38	3.84	77.78
	10	98	WR BERKLEY CORP GRP	400	388	26.42	26.74	3.27	81.05
			**STATE TOTAL **	12,233	11,984	- 0.01	- 0.10	100.00	100.00
Nevada	1	65	FM GLOBAL GRP	4,251	1,787	61.01	60.45	36.24	36.24
	2	12	AMERICAN INTL GRP	1,451	1,503	- 1.84	- 1.87	12.38	48.62
	3	3548	TRAVELERS GRP	1,282	1,211	7.39	7.79	10.93	59.55
	4	212	ZURICH INS GRP	1,164	1,364	191.85	194.75	9.92	69.47
	5	38	CHUBB INC GRP	567	550	82.26	84.22	4.84	74.31
	6	140	NATIONWIDE CORP GRP	457	441	27.77	27.91	3.89	78.21
	7	111	LIBERTY MUT GRP	324	294	13.19	13.80	2.76	80.96
	8	761	ALLIANZ INS GRP	275	296	0.90	0.53	2.34	83.30
	9	3219	NKSJ HOLDINGS INC GRP	248	211	- 10.62	- 10.62	2.12	85.42
	10	802	CAPITAL INS GRP	245	210	19.42	20.87	2.09	87.51
			**STATE TOTAL **	11,728	9,201	48.29	49.29	100.00	100.00
New Hampshire	1	65	FM GLOBAL GRP	1,518	1,491	139.91	140.03	25.90	25.90
	2	98	WR BERKLEY CORP GRP	763	721	15.86	16.23	13.01	38.91
	3	38	CHUBB INC GRP	549	558	3.13	3.21	9.37	48.28
	4	361	MUNICH RE GRP	458	505	- 2.41	- 2.86	7.80	56.09
	5	12	AMERICAN INTL GRP	422	397	- 1.94	- 2.81	7.19	63.28
	6	3548	TRAVELERS GRP	305	320	11.88	12.24	5.21	68.48
	7	212	ZURICH INS GRP	298	251	85.84	86.95	5.08	73.56
	8	218	CNA INS GRP	228	310	- 18.83	- 18.79	3.89	77.45
	9	1309	FRANKENMUTH GRP	197	182	125.99	126.21	3.36	80.81
	10	111	LIBERTY MUT GRP	162	166	1.47	1.52	2.76	83.56
			**STATE TOTAL **	5,863	6,027	45.47	45.15	100.00	100.00

PROPERTY AND CASUALTY INSURANCE INDUSTRY
MARKET SHARE REPORT - TOTAL PREMIUM
BY GROUP
27 - BOILER AND MACHINERY

May 15, 2014

STATE	Rank	Group/ Company Code	Group/ Company Name	Direct Premiums Written (000)	Direct Premiums Earned (000)	Direct Loss to EP Ratio	Direct Loss & DCC to EP Ratio	Market Share %	Cumulative Market Share %
New Jersey	1	12	AMERICAN INTL GRP	8,583	8,849	7.84	7.92	18.93	18.93
	2	38	CHUBB INC GRP	4,536	4,669	22.01	22.50	10.01	28.94
	3	65	FM GLOBAL GRP	4,529	4,451	- 50.69	- 53.46	9.99	38.93
	4	212	ZURICH INS GRP	3,812	3,546	25.87	27.68	8.41	47.34
	5	3548	TRAVELERS GRP	3,456	3,241	23.14	25.11	7.62	54.96
	6	242	SELECTIVE INS GRP	2,930	2,906	42.74	42.91	6.46	61.43
	7	218	CNA INS GRP	2,289	2,360	9.39	15.48	5.05	66.48
	8	181	SWISS RE GRP	1,878	1,822	46.46	31.08	4.14	70.62
	9	54	CUMBERLAND GRP	1,821	1,867	13.17	14.75	4.02	74.64
	10	361	MUNICH RE GRP	1,719	1,659	36.03	36.59	3.79	78.43
			STATE TOTAL	45,331	43,905	16.01	15.99	100.00	100.00
New Mexico	1	65	FM GLOBAL GRP	2,198	1,206	195.36	195.61	25.70	25.70
	2	12	AMERICAN INTL GRP	2,180	2,176	1.02	0.95	25.50	51.20
	3	3548	TRAVELERS GRP	820	556	6.87	7.74	9.59	60.79
	4	212	ZURICH INS GRP	599	568	18.09	14.95	7.00	67.79
	5	1285	XL AMER GRP	435	345	2.47	2.59	5.09	72.88
	6	181	SWISS RE GRP	363	322	32.83	38.29	4.24	77.13
	7	361	MUNICH RE GRP	300	576	386.64	420.96	3.51	80.64
	8	98	WR BERKLEY CORP GRP	236	217	15.65	15.66	2.77	83.40
	9	140	NATIONWIDE CORP GRP	198	176	96.24	96.57	2.32	85.72
	10	38	CHUBB INC GRP	173	178	0.60	0.63	2.02	87.75
			STATE TOTAL	8,551	7,340	69.08	71.86	100.00	100.00
New York	1	12	AMERICAN INTL GRP	17,788	17,590	13.14	13.49	17.27	17.27
	2	65	FM GLOBAL GRP	14,616	15,850	- 3.49	6.51	14.19	31.45
	3	38	CHUBB INC GRP	12,215	12,023	9.29	8.87	11.86	43.31
	4	3548	TRAVELERS GRP	9,503	9,539	28.42	29.67	9.22	52.54
	5	218	CNA INS GRP	8,252	8,170	16.43	19.63	8.01	60.55
	6	212	ZURICH INS GRP	4,775	4,537	49.66	52.23	4.64	65.18
	7	361	MUNICH RE GRP	4,523	4,490	34.77	36.42	4.39	69.57
	8	4698	ASPEN INS HOLDING GRP	3,938	2,629	25.10	28.60	3.82	73.40
	9	181	SWISS RE GRP	2,693	3,744	43.46	45.66	2.61	76.01
	10	34843	NEW YORK SCHOOLS INS RECIP	2,172	2,133	56.64	56.73	2.11	78.12
			STATE TOTAL	103,017	101,905	15.21	17.40	100.00	100.00
North Carolina	1	65	FM GLOBAL GRP	8,958	9,326	38.74	38.85	26.11	26.11
	2	212	ZURICH INS GRP	3,309	3,220	65.12	67.29	9.65	35.76
	3	12	AMERICAN INTL GRP	2,822	2,865	- 0.34	- 0.31	8.23	43.99
	4	140	NATIONWIDE CORP GRP	2,579	2,509	19.35	19.26	7.52	51.50
	5	3548	TRAVELERS GRP	2,453	2,308	4.05	3.92	7.15	58.66
	6	361	MUNICH RE GRP	1,703	1,714	1.66	1.47	4.96	63.62
	7	38	CHUBB INC GRP	1,643	1,770	4.08	4.15	4.79	68.41
	8	218	CNA INS GRP	1,378	1,232	26.66	28.18	4.02	72.43
	9	242	SELECTIVE INS GRP	1,322	1,251	39.35	39.50	3.85	76.28
	10	111	LIBERTY MUT GRP	783	722	14.25	14.39	2.28	78.56
			STATE TOTAL	34,305	34,102	32.27	32.61	100.00	100.00
North Dakota	1	65	FM GLOBAL GRP	4,557	5,614	1.79	- 0.49	49.45	49.45
	2	12	AMERICAN INTL GRP	584	631	81.53	85.73	6.34	55.79
	3	3548	TRAVELERS GRP	500	472	12.35	12.08	5.43	61.21
	4	361	MUNICH RE GRP	495	479	11.41	11.46	5.38	66.59
	5	62	EMC INS CO GRP	443	418	20.84	20.84	4.81	71.40
	6	218	CNA INS GRP	264	240	14.87	15.38	2.86	74.26
	7	3219	NKSJ HOLDINGS INC GRP	246	133	3.57	3.57	2.67	76.93
	8	14184	ACUITY A MUT INS CO	232	210	11.08	11.08	2.52	79.45
	9	98	WR BERKLEY CORP GRP	225	214	13.98	14.47	2.44	81.89
	10	244	CINCINNATI FIN GRP	210	192	9.87	10.25	2.28	84.17
			STATE TOTAL	9,216	10,029	11.13	10.12	100.00	100.00

PROPERTY AND CASUALTY INSURANCE INDUSTRY
MARKET SHARE REPORT - TOTAL PREMIUM
BY GROUP
27 - BOILER AND MACHINERY

May 15, 2014

STATE	Rank	Group/ Company Code	Group/ Company Name	Direct Premiums Written (000)	Direct Premiums Earned (000)	Direct Loss to EP Ratio	Direct Loss & DCC to EP Ratio	Market Share %	Cumulative Market Share %
Ohio	1	65	FM GLOBAL GRP	11,474	11,275	- 22.16	- 24.27	20.20	20.20
	2	12	AMERICAN INTL GRP	10,027	9,038	- 3.30	- 3.98	17.65	37.85
	3	212	ZURICH INS GRP	4,797	4,615	51.12	51.91	8.44	46.29
	4	3548	TRAVELERS GRP	4,523	4,567	4.03	4.41	7.96	54.25
	5	38	CHUBB INC GRP	3,317	3,244	13.42	13.82	5.84	60.09
	6	218	CNA INS GRP	2,028	2,087	38.55	40.98	3.57	63.66
	7	228	WESTFIELD GRP	1,999	1,867	28.32	28.42	3.52	67.18
	8	361	MUNICH RE GRP	1,772	1,660	22.53	22.34	3.12	70.30
	9	244	CINCINNATI FIN GRP	1,636	1,384	59.18	60.70	2.88	73.18
	10	140	NATIONWIDE CORP GRP	1,612	1,610	10.77	12.90	2.84	76.02
			**STATE TOTAL **	56,809	54,539	8.49	8.26	100.00	100.00
Oklahoma	1	65	FM GLOBAL GRP	5,729	5,515	6.16	5.88	28.56	28.56
	2	12	AMERICAN INTL GRP	4,676	4,733	2.21	2.08	23.32	51.88
	3	212	ZURICH INS GRP	1,401	1,258	7.48	7.56	6.98	58.87
	4	3548	TRAVELERS GRP	1,288	1,432	34.94	35.86	6.42	65.29
	5	38	CHUBB INC GRP	1,183	1,204	0.78	0.82	5.90	71.18
	6	1285	XL AMER GRP	832	877	0.41	0.40	4.15	75.33
	7	111	LIBERTY MUT GRP	587	524	20.83	30.30	2.93	78.26
	8	62	EMC INS CO GRP	511	487	27.24	27.24	2.55	80.81
	9	218	CNA INS GRP	488	604	64.50	65.37	2.43	83.24
	10	13528	BROTHERHOOD MUT INS CO	430	420	24.56	24.56	2.14	85.38
			**STATE TOTAL **	20,055	19,862	13.43	13.81	100.00	100.00
Oregon	1	65	FM GLOBAL GRP	4,272	4,671	181.34	181.87	27.22	27.22
	2	12	AMERICAN INTL GRP	1,869	2,309	5.83	6.11	11.91	39.13
	3	212	ZURICH INS GRP	1,386	1,285	1.87	1.48	8.83	47.96
	4	38	CHUBB INC GRP	965	972	117.58	117.63	6.15	54.11
	5	3548	TRAVELERS GRP	930	903	9.25	9.52	7.08	60.04
	6	361	MUNICH RE GRP	588	576	28.99	29.04	3.75	63.78
	7	218	CNA INS GRP	573	394	67.05	65.84	3.65	67.44
	8	23108	LUMBERMENS UNDERWRITING ALLIANCE	516	478	0.19	0.19	3.29	70.73
	9	761	ALLIANZ INS GRP	507	431	- 4.79	- 5.62	3.23	73.96
	10	140	NATIONWIDE CORP GRP	468	411	29.73	29.97	2.98	76.94
			**STATE TOTAL **	15,693	15,738	68.30	68.57	100.00	100.00
Pennsylvania	1	65	FM GLOBAL GRP	12,969	13,416	- 22.38	- 23.83	20.06	20.06
	2	12	AMERICAN INTL GRP	9,015	8,441	4.76	5.06	13.94	34.00
	3	38	CHUBB INC GRP	4,851	4,917	10.26	8.77	7.50	41.51
	4	212	ZURICH INS GRP	4,608	4,342	13.61	13.67	7.13	48.63
	5	3548	TRAVELERS GRP	4,577	4,566	12.10	12.31	7.08	55.71
	6	242	SELECTIVE INS GRP	3,150	3,046	21.28	21.28	4.87	60.58
	7	218	CNA INS GRP	2,646	2,678	24.87	27.10	4.09	64.68
	8	626	ACE LTD GRP	2,346	2,366	- 1.97	172.51	3.63	68.31
	9	361	MUNICH RE GRP	2,311	2,252	33.33	33.75	3.57	71.88
	10	181	SWISS RE GRP	1,930	1,590	23.09	26.78	2.99	74.86
			**STATE TOTAL **	64,655	63,291	10.12	16.49	100.00	100.00
Rhode Island	1	12	AMERICAN INTL GRP	1,109	1,102	- 0.42	- 0.46	22.61	22.61
	2	65	FM GLOBAL GRP	1,040	855	52.76	52.03	21.21	43.82
	3	38	CHUBB INC GRP	446	428	1.32	1.38	9.09	52.91
	4	62	EMC INS CO GRP	358	356	7.74	7.74	7.30	60.21
	5	3548	TRAVELERS GRP	269	266	17.19	17.48	5.49	65.70
	6	242	SELECTIVE INS GRP	234	220	- 3.69	- 3.69	4.77	70.46
	7	361	MUNICH RE GRP	201	190	43.59	43.74	4.11	74.57
	8	212	ZURICH INS GRP	195	174	5.62	5.62	3.98	78.55
	9	218	CNA INS GRP	186	193	23.73	23.88	3.80	82.35
	10	140	NATIONWIDE CORP GRP	119	118	84.92	84.92	2.42	84.77
			**STATE TOTAL **	4,904	4,559	18.29	18.22	100.00	100.00

PROPERTY AND CASUALTY INSURANCE INDUSTRY
MARKET SHARE REPORT - TOTAL PREMIUM
BY GROUP
27 - BOILER AND MACHINERY

May 15, 2014

STATE	Rank	Group/ Company Code	Group/ Company Name	Direct Premiums Written (000)	Direct Premiums Earned (000)	Direct Loss to EP Ratio	Direct Loss & DCC to EP Ratio	Market Share %	Cumulative Market Share %
South Carolina	1	65	FM GLOBAL GRP	5,871	5,988	34.13	34.16	30.12	30.12
	2	12	AMERICAN INTL GRP	3,609	3,561	13.68	13.72	18.52	48.64
	3	212	ZURICH INS GRP	1,703	1,604	45.08	45.77	8.74	57.38
	4	3548	TRAVELERS GRP	1,196	1,142	61.73	62.40	6.14	63.51
	5	361	MUNICH RE GRP	918	914	8.25	8.18	4.71	68.22
	6	38	CHUBB INC GRP	630	591	3.05	2.64	3.23	71.45
	7	140	NATIONWIDE CORP GRP	574	552	23.97	24.18	2.94	74.40
	8	242	SELECTIVE INS GRP	501	491	9.64	9.64	2.57	76.97
	9	181	SWISS RE GRP	492	369	27.71	32.44	2.53	79.49
	10	761	ALLIANZ INS GRP	490	533	- 4.90	- 5.90	2.51	82.00
			STATE TOTAL	19,492	19,141	40.17	41.06	100.00	100.00
South Dakota	1	65	FM GLOBAL GRP	1,621	1,561	0.00	0.00	29.65	29.65
	2	62	EMC INS CO GRP	455	441	5.52	5.52	8.33	37.98
	3	98	WR BERKLEY CORP GRP	344	325	7.18	7.58	6.30	44.28
	4	12	AMERICAN INTL GRP	328	317	2.48	2.70	6.00	50.28
	5	38	CHUBB INC GRP	302	290	1.35	1.42	5.52	55.80
	6	3548	TRAVELERS GRP	300	314	13.48	13.10	5.49	61.29
	7	14184	ACUITY A MUT INS CO	272	260	41.41	41.41	4.98	66.27
	8	140	NATIONWIDE CORP GRP	247	229	19.34	19.52	4.51	70.78
	9	212	ZURICH INS GRP	205	206	0.26	0.26	3.75	74.54
	10	361	MUNICH RE GRP	179	148	35.11	35.23	3.27	77.81
			STATE TOTAL	5,467	5,264	5.47	3.09	100.00	100.00
Tennessee	1	65	FM GLOBAL GRP	6,009	5,978	100.09	100.47	21.53	21.53
	2	12	AMERICAN INTL GRP	4,658	4,327	2.63	2.64	16.69	38.23
	3	3548	TRAVELERS GRP	2,271	2,246	38.50	39.34	8.14	46.37
	4	212	ZURICH INS GRP	2,189	1,997	1.83	3.46	7.85	54.21
	5	361	MUNICH RE GRP	1,672	1,660	1.38	1.40	5.99	60.21
	6	38	CHUBB INC GRP	1,395	1,379	6.71	6.78	5.00	65.21
	7	140	NATIONWIDE CORP GRP	865	803	24.87	25.04	3.10	68.30
	8	111	LIBERTY MUT GRP	787	764	- 8.28	- 12.58	2.82	71.13
	9	242	SELECTIVE INS GRP	677	620	40.24	40.24	2.43	73.55
	10	761	ALLIANZ INS GRP	663	732	- 10.23	- 12.04	2.37	75.93
			STATE TOTAL	27,904	26,850	30.33	30.57	100.00	100.00
Texas	1	12	AMERICAN INTL GRP	29,652	28,627	- 0.92	- 1.09	25.05	25.05
	2	65	FM GLOBAL GRP	29,556	30,745	11.94	11.23	24.97	50.02
	3	3548	TRAVELERS GRP	9,571	9,684	30.81	31.48	8.09	58.11
	4	212	ZURICH INS GRP	7,693	7,175	423.09	424.90	6.50	64.61
	5	38	CHUBB INC GRP	5,680	5,549	19.89	19.30	4.80	69.41
	6	361	MUNICH RE GRP	4,946	4,847	17.54	25.44	4.18	73.58
	7	111	LIBERTY MUT GRP	4,073	3,868	53.48	55.62	3.44	77.03
	8	218	CNA INS GRP	3,527	3,600	1.76	4.26	2.98	80.01
	9	181	SWISS RE GRP	3,514	3,452	72.13	67.58	2.97	82.97
	10	140	NATIONWIDE CORP GRP	3,023	2,907	37.93	38.09	2.55	85.53
			STATE TOTAL	118,365	116,886	39.94	40.19	100.00	100.00
Utah	1	65	FM GLOBAL GRP	2,047	1,955	0.74	0.66	22.31	22.31
	2	12	AMERICAN INTL GRP	1,762	1,563	19.88	20.90	19.20	41.52
	3	212	ZURICH INS GRP	1,282	891	5.21	5.16	13.97	55.49
	4	3548	TRAVELERS GRP	710	720	- 0.02	- 0.72	7.74	63.23
	5	140	NATIONWIDE CORP GRP	523	468	7.90	8.35	5.70	68.92
	6	111	LIBERTY MUT GRP	358	295	37.63	39.11	3.90	72.82
	7	361	MUNICH RE GRP	330	335	3.69	3.69	3.60	76.42
	8	38	CHUBB INC GRP	319	373	0.70	0.69	3.48	79.90
	9	62	EMC INS CO GRP	224	208	0.14	0.14	2.45	82.35
	10	1285	XL AMER GRP	220	272	- 3.03	- 3.21	2.40	84.75
			STATE TOTAL	9,174	8,767	12.46	13.39	100.00	100.00

PROPERTY AND CASUALTY INSURANCE INDUSTRY
MARKET SHARE REPORT - TOTAL PREMIUM
BY GROUP
27 - BOILER AND MACHINERY

May 15, 2014

STATE	Rank	Group/ Company Code	Group/ Company Name	Direct Premiums Written (000)	Direct Premiums Earned (000)	Direct Loss to EP Ratio	Direct Loss & DCC to EP Ratio	Market Share %	Cumulative Market Share %
Vermont	1	65	FM GLOBAL GRP	1,164	1,067	- 7.53	- 7.60	31.12	31.12
	2	98	WR BERKLEY CORP GRP	620	591	10.73	11.47	16.59	47.71
	3	12	AMERICAN INTL GRP	491	532	8.80	8.63	13.13	60.84
	4	361	MUNICH RE GRP	266	265	49.90	50.05	7.12	67.96
	5	3548	TRAVELERS GRP	218	220	56.21	57.07	5.83	73.79
	6	38	CHUBB INC GRP	208	220	2.20	2.24	5.57	79.36
	7	1309	FRANKENMUTH GRP	173	158	31.92	32.18	4.63	83.99
	8	111	LIBERTY MUT GRP	128	117	3.82	3.88	3.41	87.40
	9	218	CNA INS GRP	85	62	- 37.87	- 37.26	2.26	89.66
	10	244	CINCINNATI FIN GRP	77	73	51.09	51.43	2.05	91.71
			**STATE TOTAL **	3,739	3,676	11.84	12.47	100.00	100.00
Virginia	1	65	FM GLOBAL GRP	7,427	7,282	8.24	8.00	26.62	26.62
	2	12	AMERICAN INTL GRP	4,117	4,399	- 1.08	- 1.08	14.76	41.38
	3	3548	TRAVELERS GRP	2,662	2,568	15.18	15.71	9.54	50.92
	4	212	ZURICH INS GRP	1,651	1,589	127.28	130.24	5.92	56.84
	5	38	CHUBB INC GRP	1,550	1,463	1.57	1.51	5.56	62.39
	6	140	NATIONWIDE CORP GRP	1,490	1,462	22.03	22.03	5.34	67.74
	7	242	SELECTIVE INS GRP	1,419	1,370	24.78	24.78	5.09	72.82
	8	361	MUNICH RE GRP	766	753	43.09	43.14	2.75	75.57
	9	111	LIBERTY MUT GRP	745	716	6.55	6.25	2.67	78.24
	10	218	CNA INS GRP	660	783	- 2.95	- 2.01	2.36	80.61
			**STATE TOTAL **	27,900	27,420	18.77	18.98	100.00	100.00
Washington	1	12	AMERICAN INTL GRP	9,873	10,207	1.02	0.96	29.62	29.62
	2	65	FM GLOBAL GRP	6,774	6,669	15.37	15.37	20.32	49.94
	3	212	ZURICH INS GRP	2,845	2,728	13.46	19.64	8.54	58.48
	4	361	MUNICH RE GRP	1,791	1,566	1062.28	1062.41	5.37	63.85
	5	3548	TRAVELERS GRP	1,394	1,407	49.92	48.08	4.18	68.03
	6	333	MUTUAL OF ENUMCLAW GRP	1,140	1,068	64.86	65.61	3.42	71.46
	7	218	CNA INS GRP	1,119	1,197	- 8.08	- 7.54	3.36	74.81
	8	38	CHUBB INC GRP	1,018	1,052	1.29	1.31	3.05	77.87
	9	111	LIBERTY MUT GRP	782	709	165.46	176.94	2.34	80.21
	10	802	CAPITAL INS GRP	661	519	0.66	0.66	1.98	82.19
			**STATE TOTAL **	33,331	32,955	70.89	71.83	100.00	100.00
West Virginia	1	12	AMERICAN INTL GRP	1,749	2,184	- 0.25	- 0.25	24.87	24.87
	2	65	FM GLOBAL GRP	769	476	0.00	1.46	10.94	35.82
	3	3548	TRAVELERS GRP	521	513	99.27	106.27	7.41	43.22
	4	361	MUNICH RE GRP	518	484	- 6.03	- 6.63	7.36	50.59
	5	181	SWISS RE GRP	491	698	846.88	991.05	6.98	57.56
	6	212	ZURICH INS GRP	435	397	2.01	2.01	6.19	63.75
	7	38	CHUBB INC GRP	418	392	2.96	2.98	5.95	69.70
	8	140	NATIONWIDE CORP GRP	365	341	16.95	25.57	5.19	74.90
	9	244	CINCINNATI FIN GRP	250	219	8.23	8.59	3.56	78.46
	10	3416	AXIS CAPITAL GRP	200	135	- 9.79	- 9.81	2.84	81.30
			**STATE TOTAL **	7,032	7,197	91.12	106.07	100.00	100.00
Wisconsin	1	65	FM GLOBAL GRP	7,243	7,136	15.13	15.00	19.17	19.17
	2	12	AMERICAN INTL GRP	4,108	3,263	14.36	15.14	10.87	30.04
	3	3548	TRAVELERS GRP	2,954	2,602	15.43	15.88	7.82	37.86
	4	38	CHUBB INC GRP	2,750	2,911	24.96	25.47	7.28	45.14
	5	212	ZURICH INS GRP	2,723	2,599	142.43	145.49	7.21	52.35
	6	15350	WEST BEND MUT INS CO	2,486	2,083	54.93	54.93	6.58	58.93
	7	62	EMC INS CO GRP	1,785	1,666	5.90	5.90	4.72	63.65
	8	111	LIBERTY MUT GRP	1,529	1,432	- 6.68	- 6.64	4.05	67.70
	9	218	CNA INS GRP	1,506	1,691	63.36	65.28	3.99	71.69
	10	361	MUNICH RE GRP	1,411	1,654	26.06	26.02	3.73	75.42
			**STATE TOTAL **	37,783	36,112	32.89	32.89	100.00	100.00

PROPERTY AND CASUALTY INSURANCE INDUSTRY
MARKET SHARE REPORT - TOTAL PREMIUM
BY GROUP
27 - BOILER AND MACHINERY

May 15, 2014

STATE	Rank	Group/ Company Code	Group/ Company Name	Direct Premiums Written (000)	Direct Premiums Earned (000)	Direct Loss to EP Ratio	Direct Loss & DCC to EP Ratio	Market Share %	Cumulative Market Share %
Wyoming	1	12	AMERICAN INTL GRP	4,307	4,211	- 1.10	- 1.19	48.05	48.05
	2	65	FM GLOBAL GRP	2,265	2,069	- 25.96	- 27.17	25.27	73.32
	3	212	ZURICH INS GRP	592	640	0.44	0.44	6.61	79.93
	4	140	NATIONWIDE CORP GRP	303	266	76.52	76.89	3.38	83.30
	5	1285	XL AMER GRP	256	256	- 0.01	- 0.06	2.85	86.15
	6	361	MUNICH RE GRP	206	202	1.91	1.91	2.29	88.45
	7	62	EMC INS CO GRP	166	173	59.13	59.13	1.85	90.30
	8	181	SWISS RE GRP	132	117	20.67	24.04	1.47	91.77
	9	3548	TRAVELERS GRP	128	120	13.87	15.33	1.43	93.21
	10	38	CHUBB INC GRP	87	84	1.48	1.54	0.97	94.18
			STATE TOTAL	8,965	8,642	3.47	3.17	100.00	100.00
American Samoa			**STATE TOTAL**	0	4	- 6.70	199.02		100.00
Guam	1	4672	DONGBU INS GRP	60	320	2.72	2.72	54.19	54.19
	2	10972	FIRST NET INS CO	24	26	0.00	0.00	21.32	75.51
	3	4715	MS & AD INS GRP	21	45	0.00	0.00	18.50	94.02
	4	65	FM GLOBAL GRP	6	7	0.00	0.00	5.40	99.42
	5	38	CHUBB INC GRP	0	0	3.92	4.18	0.36	99.78
	6	3548	TRAVELERS GRP	0	0	0.00	0.00	0.10	99.89
	7	3416	AXIS CAPITAL GRP	0	0	- 6.67	- 6.67	0.06	99.95
	8	1285	XL AMER GRP	0	0	- 25.64	- 28.21	0.03	99.98
	9	181	SWISS RE GRP	0	0	- 14.70	- 17.92	0.02	100.00
			STATE TOTAL	111	518	- 3.31	- 3.30	100.00	100.00
Puerto Rico	1	218	CNA INS GRP	2,474	2,466	5.99	6.43	31.56	31.56
	2	65	FM GLOBAL GRP	1,771	1,514	118.06	118.55	22.59	54.16
	3	212	ZURICH INS GRP	952	843	3.32	3.32	12.15	66.31
	4	411	MAPFRE INS GRP	540	657	25.20	24.56	6.89	73.19
	5	3548	TRAVELERS GRP	421	483	111.45	115.23	5.38	78.57
	6	4804	MULTINATIONAL GRP	339	308	53.74	56.28	4.33	82.90
	7	3526	COOPERATIVA DE SEGUROS MULTIPLES GRP	331	330	- 1.15	- 1.15	4.23	87.12
	8	12	AMERICAN INTL GRP	288	467	- 26.51	- 28.47	3.67	90.79
	9	26778	INTEGRAND ASSUR CO	176	173	19.70	19.70	2.24	93.03
	10	4802	TRIPLE S GRP	127	132	0.77	1.08	1.61	94.65
			STATE TOTAL	7,838	7,769	26.30	27.44	100.00	100.00
U.S. Virgin Islands	1	3548	TRAVELERS GRP	75	55	0.00	0.00	53.37	53.37
	2	361	MUNICH RE GRP	27	28	- 4.46	- 4.46	18.95	72.31
	3	212	ZURICH INS GRP	15	18	0.23	0.23	10.50	82.81
	4	65	FM GLOBAL GRP	12	12	0.00	0.00	8.69	91.49
	5	12	AMERICAN INTL GRP	4	4	4.11	2.75	2.58	94.07
	6	4706	LOCKHART CO GRP	3	2	0.00	0.00	1.97	96.04
	7	38	CHUBB INC GRP	2	2	1.35	1.35	1.63	97.67
	8	181	SWISS RE GRP	1	1	0.00	0.00	0.84	98.51
	9	411	MAPFRE INS GRP	1	0	N/A	N/A	0.48	98.99
	10	4701	TORUS INS GRP	1	5	23.54	23.54	0.43	99.42
			STATE TOTAL	140	127	0.01	- 0.03	100.00	100.00
Northern Mariana Islands	1	65	FM GLOBAL GRP	0	0	0.00	0.00	100.00	100.00
			STATE TOTAL	0	0	0.00	0.00	100.00	100.00

PROPERTY AND CASUALTY INSURANCE INDUSTRY
MARKET SHARE REPORT - TOTAL PREMIUM
BY GROUP
27 - BOILER AND MACHINERY

May 15, 2014

STATE	Rank	Group/ Company Code	Group/ Company Name	Direct Premiums Written (000)	Direct Premiums Earned (000)	Direct Loss to EP Ratio	Direct Loss & DCC to EP Ratio	Market Share %	Cumulative Market Share %
Canada	1	65	FM GLOBAL GRP	66,597	64,868	28.56	29.60	84.57	84.57
	2	181	SWISS RE GRP	4,259	5,451	21.54	17.21	5.41	89.98
	3	761	ALLIANZ INS GRP	2,330	2,074	- 22.14	- 23.70	2.96	92.94
	4	3548	TRAVELERS GRP	2,042	2,223	32.16	32.66	2.59	95.53
	5	218	CNA INS GRP	1,799	1,653	- 14.16	- 14.55	2.28	97.81
	6	3416	AXIS CAPITAL GRP	1,151	1,106	51.03	52.49	1.46	99.28
	7	84	AMERICAN FINANCIAL GRP	142	156	0.00	0.00	0.18	99.46
	8	1285	XL AMER GRP	137	116	- 5.25	- 5.55	0.17	99.63
	9	98	WR BERKLEY CORP GRP	116	96	- 70.38	- 70.38	0.15	99.78
	10	212	ZURICH INS GRP	109	87	6.18	6.18	0.14	99.92
			STATE TOTAL	78,748	77,900	25.94	26.49	100.00	100.00
Aggregate Other Alien	1	65	FM GLOBAL GRP	6,896	7,006	8.06	7.99	49.78	49.78
	2	12	AMERICAN INTL GRP	3,194	2,526	-100.58	-120.39	23.06	72.83
	3	181	SWISS RE GRP	694	569	- 8.15	- 9.95	5.01	77.85
	4	1285	XL AMER GRP	617	565	- 10.78	- 11.58	4.46	82.30
	5	212	ZURICH INS GRP	609	581	1.88	1.88	4.40	86.70
	6	361	MUNICH RE GRP	591	507	1536.28	1544.42	4.26	90.96
	7	3416	AXIS CAPITAL GRP	460	438	- 5.02	- 5.13	3.32	94.28
	8	984	HCC INS HOLDINGS GRP	455	349	2.00	2.00	3.28	97.56
	9	3548	TRAVELERS GRP	437	442	11.23	11.81	3.16	100.00
	10	38	CHUBB INC GRP	254	180	- 14.97	- 16.02	1.83	100.00
			STATE TOTAL	13,854	13,526	37.39	32.87	100.00	100.00

28—Credit

PROPERTY AND CASUALTY INSURANCE INDUSTRY
MARKET SHARE REPORT - TOTAL PREMIUM
BY GROUP
28 - CREDIT

May 15, 2014

STATE	Rank	Group/ Company Code	Group/ Company Name	Direct Premiums Written (000)	Direct Premiums Earned (000)	Direct Loss to EP Ratio	Direct Loss & DCC to EP Ratio	Market Share %	Cumulative Market Share %
Countrywide	1	761	ALLIANZ INS GRP	282,396	270,344	33.02	33.42	15.01	15.01
	2	84	AMERICAN FINANCIAL GRP	258,960	275,124	27.51	28.97	13.76	28.77
	3	19	ASSURANT INC GRP	238,206	240,197	9.05	9.05	12.66	41.44
	4	796	QBE INS GRP	128,648	192,921	39.18	40.02	6.84	48.27
	5	93	STATE NATL GRP	97,487	89,469	32.31	36.96	5.18	53.46
	6	12	AMERICAN INTL GRP	97,243	113,144	- 11.79	- 14.25	5.17	58.62
	7	31887	COFACE N AMER INS CO	96,805	94,600	24.89	26.30	5.15	63.77
	8	408	AMERICAN NATL FIN GRP	91,231	130,845	20.26	20.26	4.85	68.62
	9	1279	ARCH INS GRP	76,431	76,858	35.74	35.77	4.06	72.68
	10	8	ALLSTATE INS GRP	72,214	76,412	33.11	33.22	3.84	76.52
	11	150	OLD REPUBLIC GRP	70,312	71,820	19.38	23.20	3.74	80.26
	12	25422	ATRADIUS TRADE CREDIT INS CO	62,533	59,746	8.46	22.50	3.32	83.58
	13	1129	WHITE MOUNTAINS GRP	54,100	52,499	57.62	57.62	2.88	86.46
	14	212	ZURICH INS GRP	36,508	48,433	78.96	76.32	1.94	88.40
	15	681	SERVICE LIFE GRP	29,533	34,674	10.87	10.87	1.57	89.97
	16	697	VAN ENT GRP	25,333	22,282	22.99	22.99	1.35	91.31
	17	26565	OHIO IND CO	19,924	15,529	35.21	35.90	1.06	92.37
	18	984	HCC INS HOLDINGS GRP	19,840	18,765	- 2.75	- 2.36	1.05	93.43
	19	468	AEGON US HOLDING GRP	17,546	30,102	24.13	24.15	0.93	94.36
	20	641	FIRST TOWER GRP	16,993	17,449	5.72	5.72	0.90	95.26
	21	1285	XL AMER GRP	11,546	4,083	224.17	198.33	0.61	95.88
	22	34568	CENTENNIAL CAS CO	8,062	7,544	52.47	52.47	0.43	96.30
	23	2538	AMTRUST NGH GRP	7,764	8,246	24.99	25.08	0.41	96.72
	24	626	ACE LTD GRP	7,323	7,323	- 94.88	- 96.37	0.39	97.11
	25	181	SWISS RE GRP	6,480	6,418	45.79	47.41	0.34	97.45
	26	1281	BANKAMERICA CORP GRP	5,647	40,348	- 2.77	- 2.61	0.30	97.75
	27	4726	ARCHER DANIELS MIDLAND GRP	5,173	5,263	22.75	22.75	0.27	98.03
	28	37621	TOYOTA MOTOR INS CO	5,032	4,017	18.04	18.04	0.27	98.29
	29	869	MINNESOTA MUT GRP	4,360	1,947	18.89	18.89	0.23	98.53
	30	4509	IRONSHORE GRP	3,652	7,895	- 2.48	- 2.76	0.19	98.72
	31	458	PROTECTIVE LIFE INS GRP	3,087	14,127	10.72	10.72	0.16	98.88
	32	306	CUNA MUT GRP	3,021	3,005	65.48	65.48	0.16	99.04
	33	1316	KNIGHTBROOK INS GRP	2,548	2,588	33.85	33.85	0.14	99.18
	34	669	ZALE CORP GRP	2,382	2,382	8.79	8.79	0.13	99.31
	35	785	MARKEL CORP GRP	2,350	2,350	957.26	957.26	0.12	99.43
	36	98	WR BERKLEY CORP GRP	1,983	855	2.89	2.89	0.11	99.54
	37	4254	THE WARRANTY GRP	1,893	5,907	2.45	2.45	0.10	99.64
	38	16047	SOUTHERN PIONEER PROP & CAS INS CO	1,397	1,443	24.11	24.12	0.07	99.71
	39	16705	DEALERS ASSUR CO	1,320	862	82.05	82.05	0.07	99.78
	40	948	NATL GEN GRP	1,228	1,289	39.01	40.53	0.07	99.85
	41	4725	ENSTAR GRP	724	1,040	- 3.44	- 3.44	0.04	99.89
	42	140	NATIONWIDE CORP GRP	648	780	-107.45	-107.45	0.03	99.92
	43	18538	RED ROCK INS CO	388	500	28.28	28.33	0.02	99.94
	44	210	TITUS GRP	348	405	9.33	9.33	0.02	99.96
	45	598	DELTA GRP	286	283	80.44	85.88	0.02	99.97
	46	26905	CENTURY NATL INS CO	170	161	8.99	8.99	0.01	99.98
	47	4670	STARR GRP	152	243	36.66	45.83	0.01	99.99
	48	176	STATE FARM GRP	140	139	4.81	3.38	0.01	100.00
	49	4703	KENTUCKY NATL INS GRP	91	91	14.55	14.55	0.00	100.00
	50	629	PLATEAU GRP	69	186	- 6.64	- 6.64	0.00	100.00
	51	17	LIFE OF THE SOUTH CORP GRP	47	7	311.04	312.52	0.00	100.00
	52	37540	BEAZLEY INS CO INC	37	36	49.30	58.00	0.00	100.00
	53	3098	TOKIO MARINE HOLDINGS INC GRP	14	15	0.00	0.00	0.00	100.00
	54	44229	TRUSTSTAR INS CO	7	7	0.00	0.00	0.00	100.00
	55	4684	MAIDEN HOLDINGS GRP	1	433	31.16	31.02	0.00	100.00
	56	158	FAIRFAX FIN GRP	0	84	0.00	0.00	0.00	100.00
			INDUSTRY TOTAL	1,881,380	2,076,146	25.48	26.38	100.00	100.00

PROPERTY AND CASUALTY INSURANCE INDUSTRY
MARKET SHARE REPORT - TOTAL PREMIUM
BY GROUP
28 - CREDIT

May 15, 2014

STATE	Rank	Group/ Company Code	Group/ Company Name	Direct Premiums Written (000)	Direct Premiums Earned (000)	Direct Loss to EP Ratio	Direct Loss & DCC to EP Ratio	Market Share %	Cumulative Market Share %
Alabama	1	761	ALLIANZ INS GRP	3,132	3,151	22.59	22.59	19.37	19.37
	2	84	AMERICAN FINANCIAL GRP	2,181	2,474	54.91	57.76	13.49	32.86
	3	93	STATE NATL GRP	2,052	2,073	29.12	33.08	12.69	45.55
	4	31887	COFACE N AMER INS CO	1,684	1,361	68.82	69.80	10.42	55.97
	5	8	ALLSTATE INS GRP	913	838	50.19	50.19	5.65	61.62
	6	19	ASSURANT INC GRP	910	890	10.87	10.87	5.63	67.25
	7	150	OLD REPUBLIC GRP	891	814	108.57	114.94	5.51	72.76
	8	1279	ARCH INS GRP	835	823	76.03	76.09	5.17	77.92
	9	796	QBE INS GRP	665	1,168	17.20	15.41	4.11	82.03
	10	408	AMERICAN NATL FIN GRP	503	624	18.04	18.04	3.11	85.14
			STATE TOTAL	16,169	16,844	26.51	27.70	100.00	100.00
Alaska	1	408	AMERICAN NATL FIN GRP	5,494	3,662	53.12	53.12	66.63	66.63
	2	796	QBE INS GRP	1,800	1,654	48.55	53.51	21.83	88.46
	3	8	ALLSTATE INS GRP	596	585	26.94	26.94	7.23	95.69
	4	150	OLD REPUBLIC GRP	249	127	25.72	25.58	3.02	98.72
	5	19	ASSURANT INC GRP	198	198	- 2.32	- 2.32	2.40	100.00
	6	34568	CENTENNIAL CAS CO	21	20	0.00	0.00	0.25	100.00
	7	669	ZALE CORP GRP	8	8	0.94	0.94	0.10	100.00
	8	306	CUNA MUT GRP	7	6	- 9.20	- 9.20	0.09	100.00
	9	79	ALLY INS HOLDINGS GRP	4	(48)	N/A	N/A	0.05	100.00
			STATE TOTAL	8,245	6,234	47.74	49.07	100.00	100.00
Arizona	1	93	STATE NATL GRP	4,206	3,824	37.17	43.08	21.56	21.56
	2	84	AMERICAN FINANCIAL GRP	3,889	3,216	42.06	42.65	19.93	41.49
	3	150	OLD REPUBLIC GRP	2,652	1,613	25.04	25.04	13.60	55.09
	4	697	VAN ENT GRP	2,566	1,905	38.06	38.06	13.15	68.24
	5	19	ASSURANT INC GRP	1,260	808	1.53	1.53	6.46	74.70
	6	8	ALLSTATE INS GRP	1,152	1,137	36.88	36.88	5.90	80.61
	7	25422	ATRADIUS TRADE CREDIT INS CO	1,094	474	110.39	110.17	5.61	86.22
	8	761	ALLIANZ INS GRP	1,058	794	232.36	234.27	5.42	91.64
	9	468	AEGON US HOLDING GRP	386	227	35.55	35.55	1.98	93.62
	10	408	AMERICAN NATL FIN GRP	308	314	26.64	26.64	1.58	95.20
			STATE TOTAL	19,508	15,216	56.43	58.14	100.00	100.00
Arkansas	1	84	AMERICAN FINANCIAL GRP	6,994	7,880	26.39	28.06	43.68	43.68
	2	1279	ARCH INS GRP	1,863	1,863	24.63	24.66	11.63	55.32
	3	761	ALLIANZ INS GRP	1,692	1,592	17.08	17.08	10.57	65.88
	4	16047	SOUTHERN PIONEER PROP & CAS INS CO	1,397	1,442	23.85	23.86	8.73	74.61
	5	19	ASSURANT INC GRP	759	759	- 2.09	- 2.09	4.74	79.35
	6	1285	XL AMER GRP	630	220	47.86	50.38	3.93	83.28
	7	8	ALLSTATE INS GRP	538	493	27.60	27.60	3.36	86.64
	8	93	STATE NATL GRP	465	442	12.74	15.30	2.90	89.54
	9	785	MARKEL CORP GRP	441	441	13.72	13.72	2.76	92.30
	10	31887	COFACE N AMER INS CO	260	292	33.88	33.88	1.62	93.92
			STATE TOTAL	16,012	16,508	17.93	18.82	100.00	100.00
California	1	761	ALLIANZ INS GRP	37,392	34,356	26.56	26.91	31.97	31.97
	2	84	AMERICAN FINANCIAL GRP	21,864	25,179	27.65	29.67	18.69	50.66
	3	31887	COFACE N AMER INS CO	9,990	9,159	29.94	30.39	8.54	59.20
	4	19	ASSURANT INC GRP	9,364	9,371	6.13	6.13	8.01	67.21
	5	408	AMERICAN NATL FIN GRP	8,415	6,256	35.13	35.13	7.19	74.40
	6	25422	ATRADIUS TRADE CREDIT INS CO	7,670	7,440	- 6.90	- 6.90	6.56	80.96
	7	8	ALLSTATE INS GRP	5,394	7,149	39.60	39.60	4.61	85.57
	8	150	OLD REPUBLIC GRP	4,703	4,257	- 31.09	- 26.99	4.02	89.59
	9	468	AEGON US HOLDING GRP	2,669	1,663	29.40	29.42	2.28	91.88
	10	796	QBE INS GRP	2,436	2,429	45.81	60.48	2.08	93.96
			STATE TOTAL	116,964	114,128	23.63	24.61	100.00	100.00

PROPERTY AND CASUALTY INSURANCE INDUSTRY
MARKET SHARE REPORT - TOTAL PREMIUM
BY GROUP
28 - CREDIT

May 15, 2014

STATE	Rank	Group/ Company Code	Group/ Company Name	Direct Premiums Written (000)	Direct Premiums Earned (000)	Direct Loss to EP Ratio	Direct Loss & DCC to EP Ratio	Market Share %	Cumulative Market Share %
Colorado	1	8	ALLSTATE INS GRP	2,585	2,584	33.07	33.07	17.63	17.63
	2	761	ALLIANZ INS GRP	2,575	2,414	16.43	16.43	17.57	35.20
	3	93	STATE NATL GRP	2,425	2,134	27.64	30.48	16.54	51.74
	4	84	AMERICAN FINANCIAL GRP	1,878	1,875	33.99	35.38	12.81	64.55
	5	150	OLD REPUBLIC GRP	1,773	1,624	4.93	4.93	12.10	76.65
	6	1129	WHITE MOUNTAINS GRP	634	590	38.38	38.38	4.32	80.97
	7	19	ASSURANT INC GRP	624	624	34.31	34.31	4.26	85.23
	8	31887	COFACE N AMER INS CO	504	520	8.14	8.46	3.44	88.66
	9	1279	ARCH INS GRP	291	272	48.08	48.10	1.99	90.65
	10	25422	ATRADIUS TRADE CREDIT INS CO	237	225	218.05	217.98	1.62	92.27
			STATE TOTAL	14,659	13,839	15.49	15.50	100.00	100.00
Connecticut	1	84	AMERICAN FINANCIAL GRP	4,861	4,796	18.29	19.39	16.83	16.83
	2	181	SWISS RE GRP	4,700	5,157	83.72	87.41	16.27	33.11
	3	1129	WHITE MOUNTAINS GRP	4,354	4,306	61.62	61.62	15.08	48.19
	4	761	ALLIANZ INS GRP	4,019	4,189	87.28	87.28	13.92	62.10
	5	31887	COFACE N AMER INS CO	3,670	3,483	21.48	22.17	12.71	74.81
	6	25422	ATRADIUS TRADE CREDIT INS CO	2,477	2,541	- 26.53	- 26.62	8.58	83.39
	7	212	ZURICH INS GRP	1,522	1,753	- 57.52	- 72.71	5.27	88.66
	8	1279	ARCH INS GRP	781	503	50.71	50.73	2.70	91.37
	9	19	ASSURANT INC GRP	697	697	16.01	16.01	2.42	93.78
	10	8	ALLSTATE INS GRP	619	671	30.66	30.66	2.14	95.93
			STATE TOTAL	28,878	44,971	13.70	13.65	100.00	100.00
Delaware	1	12	AMERICAN INTL GRP	12,342	12,343	- 28.14	- 28.01	79.16	79.16
	2	8	ALLSTATE INS GRP	546	679	38.15	38.15	3.50	82.66
	3	84	AMERICAN FINANCIAL GRP	455	455	10.12	10.75	2.92	85.58
	4	761	ALLIANZ INS GRP	421	273	- 7.26	- 7.26	2.70	88.29
	5	1129	WHITE MOUNTAINS GRP	296	313	59.91	59.91	1.90	90.18
	6	19	ASSURANT INC GRP	271	268	1.48	1.48	1.74	91.92
	7	25422	ATRADIUS TRADE CREDIT INS CO	251	275	28.19	29.62	1.61	93.53
	8	1279	ARCH INS GRP	233	192	37.35	37.35	1.49	95.03
	9	93	STATE NATL GRP	216	213	29.79	35.19	1.39	96.41
	10	150	OLD REPUBLIC GRP	207	101	384.65	384.65	1.33	97.74
			STATE TOTAL	15,591	15,729	- 30.57	- 31.07	100.00	100.00
District Of Columbia	1	1285	XL AMER GRP	6,800	720	41.31	43.48	52.46	52.46
	2	12	AMERICAN INTL GRP	1,763	1,772	131.33	132.33	13.60	66.07
	3	984	HCC INS HOLDINGS GRP	1,549	241	238.12	238.12	11.95	78.02
	4	1129	WHITE MOUNTAINS GRP	1,196	1,108	53.06	53.06	9.23	87.25
	5	84	AMERICAN FINANCIAL GRP	621	626	4.13	5.93	4.79	92.03
	6	93	STATE NATL GRP	441	429	36.93	42.26	3.40	95.44
	7	212	ZURICH INS GRP	286	352	2370.61	2370.61	2.21	97.65
	8	19	ASSURANT INC GRP	192	192	3.69	3.69	1.48	99.13
	9	1279	ARCH INS GRP	61	51	2.74	2.75	0.47	99.60
	10	468	AEGON US HOLDING GRP	44	37	102.90	102.96	0.34	99.94
			STATE TOTAL	12,962	5,685	219.18	220.67	100.00	100.00
Florida	1	796	QBE INS GRP	34,688	51,478	- 26.54	- 32.11	31.74	31.74
	2	761	ALLIANZ INS GRP	22,387	18,976	56.60	57.26	20.48	52.23
	3	150	OLD REPUBLIC GRP	8,518	6,254	33.78	33.93	7.79	60.02
	4	19	ASSURANT INC GRP	6,547	6,306	12.29	12.29	5.99	66.01
	5	1281	BANKAMERICA CORP GRP	5,753	39,707	- 3.66	- 3.49	5.26	71.27
	6	31887	COFACE N AMER INS CO	5,407	6,148	39.56	45.07	4.95	76.22
	7	84	AMERICAN FINANCIAL GRP	5,137	4,884	30.49	31.22	4.70	80.92
	8	1279	ARCH INS GRP	4,139	3,601	45.41	45.43	3.79	84.71
	9	8	ALLSTATE INS GRP	3,348	3,576	34.18	36.67	3.06	87.77
	10	1129	WHITE MOUNTAINS GRP	2,610	2,585	66.03	66.03	2.39	90.16
			STATE TOTAL	109,286	154,328	3.38	2.00	100.00	100.00

PROPERTY AND CASUALTY INSURANCE INDUSTRY
MARKET SHARE REPORT - TOTAL PREMIUM
BY GROUP
28 - CREDIT

May 15, 2014

STATE	Rank	Group/ Company Code	Group/ Company Name	Direct Premiums Written (000)	Direct Premiums Earned (000)	Direct Loss to EP Ratio	Direct Loss & DCC to EP Ratio	Market Share %	Cumulative Market Share %
Georgia	1	761	ALLIANZ INS GRP	9,172	8,448	32.31	32.42	22.07	22.07
	2	84	AMERICAN FINANCIAL GRP	7,889	10,135	20.56	21.37	18.98	41.05
	3	150	OLD REPUBLIC GRP	3,695	2,585	25.88	25.90	8.89	49.94
	4	19	ASSURANT INC GRP	3,645	3,589	4.15	4.15	8.77	58.71
	5	8	ALLSTATE INS GRP	3,634	3,108	41.09	41.09	8.74	67.46
	6	31887	COFACE N AMER INS CO	3,282	2,865	38.73	40.02	7.90	75.35
	7	408	AMERICAN NATL FIN GRP	2,035	2,364	39.48	39.48	4.90	80.25
	8	1279	ARCH INS GRP	1,779	1,294	- 55.64	- 55.70	4.28	84.53
	9	1129	WHITE MOUNTAINS GRP	1,411	1,354	50.32	50.32	3.40	87.93
	10	25422	ATRADIUS TRADE CREDIT INS CO	1,402	1,353	- 15.63	- 15.69	3.37	91.30
			STATE TOTAL	41,559	40,863	- 43.99	- 43.56	100.00	100.00
Hawaii	1	1129	WHITE MOUNTAINS GRP	2,296	2,282	42.61	42.61	42.24	42.24
	2	796	QBE INS GRP	879	1,798	17.48	19.89	16.18	58.41
	3	93	STATE NATL GRP	821	990	28.54	31.73	15.10	73.51
	4	19	ASSURANT INC GRP	496	496	0.27	0.27	9.13	82.64
	5	8	ALLSTATE INS GRP	414	372	33.87	33.87	7.61	90.25
	6	1279	ARCH INS GRP	172	126	13.47	13.49	3.16	93.41
	7	26565	OHIO IND CO	115	22	24.19	24.19	2.12	95.54
	8	84	AMERICAN FINANCIAL GRP	83	107	28.38	30.48	1.53	97.06
	9	626	ACE LTD GRP	68	68	3.21	2.25	1.24	98.31
	10	2538	AMTRUST NGH GRP	25	25	26.58	26.58	0.47	98.77
			STATE TOTAL	5,436	6,355	28.14	29.34	100.00	100.00
Idaho	1	84	AMERICAN FINANCIAL GRP	561	585	38.60	45.07	16.22	16.22
	2	25422	ATRADIUS TRADE CREDIT INS CO	530	525	15.06	14.96	15.31	31.52
	3	31887	COFACE N AMER INS CO	524	551	6.88	6.88	15.15	46.67
	4	150	OLD REPUBLIC GRP	488	367	12.29	12.29	14.09	60.76
	5	19	ASSURANT INC GRP	429	432	5.78	5.78	12.38	73.14
	6	26565	OHIO IND CO	233	153	41.42	41.42	6.73	79.87
	7	761	ALLIANZ INS GRP	220	229	- 5.76	- 5.76	6.34	86.22
	8	408	AMERICAN NATL FIN GRP	158	150	1.68	1.68	4.56	90.78
	9	1129	WHITE MOUNTAINS GRP	77	70	62.79	62.79	2.21	92.99
	10	8	ALLSTATE INS GRP	71	151	7.69	7.69	2.06	95.05
			STATE TOTAL	3,462	3,371	16.45	17.56	100.00	100.00
Illinois	1	761	ALLIANZ INS GRP	14,856	14,287	48.20	48.36	21.15	21.15
	2	84	AMERICAN FINANCIAL GRP	9,542	9,726	19.82	20.85	13.59	34.74
	3	796	QBE INS GRP	8,886	16,701	53.40	55.95	12.65	47.39
	4	93	STATE NATL GRP	6,975	6,395	25.12	29.34	9.93	57.33
	5	31887	COFACE N AMER INS CO	6,332	6,865	26.68	28.66	9.02	66.34
	6	25422	ATRADIUS TRADE CREDIT INS CO	4,904	6,294	- 67.07	- 67.14	6.98	73.33
	7	150	OLD REPUBLIC GRP	3,439	2,821	0.30	0.81	4.90	78.22
	8	19	ASSURANT INC GRP	3,087	4,564	6.62	6.62	4.40	82.62
	9	408	AMERICAN NATL FIN GRP	2,199	2,256	15.70	15.70	3.13	85.75
	10	8	ALLSTATE INS GRP	2,141	2,492	34.78	34.78	3.05	88.80
			STATE TOTAL	70,228	80,423	- 53.07	- 55.64	100.00	100.00
Indiana	1	25422	ATRADIUS TRADE CREDIT INS CO	6,942	5,876	- 28.33	- 28.42	27.85	27.85
	2	93	STATE NATL GRP	4,302	3,500	28.72	32.82	17.26	45.10
	3	761	ALLIANZ INS GRP	3,471	2,936	17.42	17.42	13.92	59.03
	4	19	ASSURANT INC GRP	2,083	2,197	1.09	1.09	8.35	67.38
	5	31887	COFACE N AMER INS CO	1,659	1,600	43.53	44.28	6.66	74.04
	6	84	AMERICAN FINANCIAL GRP	1,294	2,312	38.92	41.50	5.19	79.23
	7	150	OLD REPUBLIC GRP	1,271	1,007	27.36	27.45	5.10	84.32
	8	8	ALLSTATE INS GRP	1,231	1,601	32.76	32.76	4.94	89.26
	9	408	AMERICAN NATL FIN GRP	417	392	22.74	22.74	1.67	90.94
	10	796	QBE INS GRP	354	322	- 4.14	8.51	1.42	92.36
			STATE TOTAL	24,931	23,830	9.45	10.65	100.00	100.00

PROPERTY AND CASUALTY INSURANCE INDUSTRY
MARKET SHARE REPORT - TOTAL PREMIUM
BY GROUP
28 - CREDIT

May 15, 2014

STATE	Rank	Group/ Company Code	Group/ Company Name	Direct Premiums Written (000)	Direct Premiums Earned (000)	Direct Loss to EP Ratio	Direct Loss & DCC to EP Ratio	Market Share %	Cumulative Market Share %
Iowa	1	93	STATE NATL GRP	4,049	3,965	47.58	57.19	40.78	40.78
	2	84	AMERICAN FINANCIAL GRP	1,616	1,547	15.04	15.50	16.27	57.05
	3	761	ALLIANZ INS GRP	811	815	23.34	23.34	8.17	65.22
	4	408	AMERICAN NATL FIN GRP	800	741	10.22	10.22	8.06	73.28
	5	19	ASSURANT INC GRP	731	731	- 2.03	- 2.03	7.36	80.65
	6	1279	ARCH INS GRP	541	460	14.47	14.50	5.44	86.09
	7	8	ALLSTATE INS GRP	307	299	39.95	39.95	3.09	89.18
	8	785	MARKEL CORP GRP	273	273	- 18.56	- 18.56	2.75	91.94
	9	31887	COFACE N AMER INS CO	219	157	26.31	23.19	2.20	94.14
	10	150	OLD REPUBLIC GRP	174	233	16.20	17.40	1.75	95.90
			STATE TOTAL	9,928	9,705	26.19	30.16	100.00	100.00
Kansas	1	93	STATE NATL GRP	4,604	4,085	36.26	41.89	30.73	30.73
	2	84	AMERICAN FINANCIAL GRP	2,862	2,949	37.85	40.33	19.10	49.83
	3	761	ALLIANZ INS GRP	1,997	1,896	68.10	68.10	13.33	63.16
	4	1279	ARCH INS GRP	1,175	1,042	58.92	58.96	7.84	71.00
	5	796	QBE INS GRP	980	892	56.43	59.84	6.54	77.54
	6	8	ALLSTATE INS GRP	893	1,006	39.44	39.44	5.96	83.50
	7	19	ASSURANT INC GRP	631	631	- 0.30	- 0.30	4.21	87.72
	8	408	AMERICAN NATL FIN GRP	559	563	77.98	77.98	3.73	91.45
	9	31887	COFACE N AMER INS CO	415	387	7.78	5.78	2.77	94.22
	10	12	AMERICAN INTL GRP	297	328	- 16.97	- 16.81	1.99	96.21
			STATE TOTAL	14,982	14,779	37.03	39.24	100.00	100.00
Kentucky	1	84	AMERICAN FINANCIAL GRP	3,558	3,574	28.49	29.77	18.75	18.75
	2	1279	ARCH INS GRP	2,393	2,215	30.20	30.23	12.61	31.36
	3	19	ASSURANT INC GRP	1,988	2,031	7.66	7.66	10.48	41.84
	4	796	QBE INS GRP	1,789	3,156	54.29	56.48	9.43	51.27
	5	761	ALLIANZ INS GRP	1,759	1,695	- 39.18	- 39.18	9.27	60.55
	6	26565	OHIO IND CO	1,346	1,272	27.11	31.05	7.10	67.64
	7	408	AMERICAN NATL FIN GRP	1,216	1,087	8.47	8.47	6.41	74.05
	8	8	ALLSTATE INS GRP	1,047	897	41.63	41.63	5.52	79.57
	9	93	STATE NATL GRP	749	706	38.30	43.25	3.95	83.52
	10	37621	TOYOTA MOTOR INS CO	739	760	57.91	57.91	3.89	87.41
			STATE TOTAL	18,972	20,147	25.07	26.27	100.00	100.00
Louisiana	1	641	FIRST TOWER GRP	7,247	7,369	3.56	3.56	26.87	26.87
	2	408	AMERICAN NATL FIN GRP	4,527	5,255	13.14	13.14	16.79	43.66
	3	84	AMERICAN FINANCIAL GRP	4,031	4,050	27.52	28.78	14.95	58.61
	4	796	QBE INS GRP	2,646	3,319	20.95	21.77	9.81	68.42
	5	93	STATE NATL GRP	2,246	2,153	54.34	59.28	8.33	76.75
	6	19	ASSURANT INC GRP	2,222	2,053	1.60	1.60	8.24	84.99
	7	761	ALLIANZ INS GRP	1,054	1,191	8.12	8.12	3.91	88.90
	8	8	ALLSTATE INS GRP	891	911	44.63	44.63	3.30	92.21
	9	1129	WHITE MOUNTAINS GRP	459	480	54.96	54.96	1.70	93.91
	10	306	CUNA MUT GRP	306	319	54.32	54.32	1.13	95.04
			STATE TOTAL	26,966	28,501	16.76	17.41	100.00	100.00
Maine	1	84	AMERICAN FINANCIAL GRP	984	1,123	14.92	16.63	18.83	18.83
	2	1129	WHITE MOUNTAINS GRP	810	755	55.47	55.47	15.51	34.34
	3	468	AEGON US HOLDING GRP	707	369	68.26	68.35	13.54	47.88
	4	796	QBE INS GRP	548	531	6.49	7.86	10.49	58.37
	5	8	ALLSTATE INS GRP	468	454	28.70	28.70	8.96	67.33
	6	761	ALLIANZ INS GRP	362	352	12.66	12.66	6.93	74.26
	7	31887	COFACE N AMER INS CO	321	334	27.00	27.40	6.14	80.39
	8	93	STATE NATL GRP	247	235	27.35	29.70	4.73	85.12
	9	306	CUNA MUT GRP	143	143	28.31	28.31	2.73	87.86
	10	25422	ATRADIUS TRADE CREDIT INS CO	126	103	- 11.59	- 11.71	2.42	90.27
			STATE TOTAL	5,224	5,716	32.20	32.81	100.00	100.00

PROPERTY AND CASUALTY INSURANCE INDUSTRY
MARKET SHARE REPORT - TOTAL PREMIUM
BY GROUP
28 - CREDIT

May 15, 2014

STATE	Rank	Group/ Company Code	Group/ Company Name	Direct Premiums Written (000)	Direct Premiums Earned (000)	Direct Loss to EP Ratio	Direct Loss & DCC to EP Ratio	Market Share %	Cumulative Market Share %
Maryland	1	93	STATE NATL GRP	3,833	3,302	17.64	20.84	19.31	19.31
	2	1129	WHITE MOUNTAINS GRP	2,615	2,438	48.33	48.33	13.17	32.48
	3	84	AMERICAN FINANCIAL GRP	2,112	1,841	25.42	26.43	10.64	43.12
	4	761	ALLIANZ INS GRP	1,989	2,238	12.10	12.31	10.02	53.13
	5	1279	ARCH INS GRP	1,906	1,632	49.33	49.36	9.60	62.73
	6	468	AEGON US HOLDING GRP	1,277	941	51.32	51.37	6.43	69.17
	7	19	ASSURANT INC GRP	1,226	1,081	44.09	44.09	6.17	75.34
	8	150	OLD REPUBLIC GRP	1,075	1,099	44.00	44.29	5.42	80.75
	9	12	AMERICAN INTL GRP	726	727	-210.47	-210.44	3.66	84.41
	10	8	ALLSTATE INS GRP	620	709	33.64	33.64	3.12	87.53
			**STATE TOTAL **	19,852	18,441	24.34	25.06	100.00	100.00
Massachusetts	1	84	AMERICAN FINANCIAL GRP	8,075	7,743	28.27	30.56	24.51	24.51
	2	761	ALLIANZ INS GRP	6,472	6,242	19.36	19.36	19.65	44.16
	3	1129	WHITE MOUNTAINS GRP	6,173	6,085	57.26	57.26	18.74	62.90
	4	93	STATE NATL GRP	3,292	2,727	25.03	28.99	10.00	72.90
	5	31887	COFACE N AMER INS CO	2,622	2,475	44.02	44.09	7.96	80.86
	6	796	QBE INS GRP	1,912	1,558	46.97	49.18	5.80	86.66
	7	25422	ATRADIUS TRADE CREDIT INS CO	1,428	1,637	0.91	0.82	4.33	91.00
	8	8	ALLSTATE INS GRP	1,016	1,667	31.78	31.78	3.09	94.08
	9	1279	ARCH INS GRP	680	498	42.70	42.72	2.06	96.15
	10	150	OLD REPUBLIC GRP	526	375	26.62	26.70	1.60	97.75
			**STATE TOTAL **	32,938	31,742	6.45	7.21	100.00	100.00
Michigan	1	84	AMERICAN FINANCIAL GRP	31,289	32,880	23.11	24.41	35.62	35.62
	2	1279	ARCH INS GRP	24,085	16,513	38.04	38.07	27.42	63.04
	3	761	ALLIANZ INS GRP	6,600	6,115	26.82	26.82	7.51	70.55
	4	408	AMERICAN NATL FIN GRP	4,772	4,156	36.18	36.18	5.43	75.99
	5	2538	AMTRUST NGH GRP	3,917	4,299	24.15	24.15	4.46	80.45
	6	93	STATE NATL GRP	3,894	3,186	28.45	32.58	4.43	84.88
	7	19	ASSURANT INC GRP	2,670	4,020	2.53	2.53	3.04	87.92
	8	31887	COFACE N AMER INS CO	1,951	1,885	26.66	30.06	2.22	90.14
	9	697	VAN ENT GRP	1,923	2,667	29.52	29.52	2.19	92.33
	10	1285	XL AMER GRP	1,563	741	28.89	30.35	1.78	94.11
			**STATE TOTAL **	87,838	89,558	24.94	25.68	100.00	100.00
Minnesota	1	84	AMERICAN FINANCIAL GRP	7,338	7,493	13.62	14.24	34.63	34.63
	2	12	AMERICAN INTL GRP	3,860	3,872	- 11.49	- 11.25	18.22	52.85
	3	761	ALLIANZ INS GRP	3,245	3,067	64.63	64.63	15.32	68.16
	4	212	ZURICH INS GRP	1,605	1,756	-734.56	-743.88	7.57	75.74
	5	31887	COFACE N AMER INS CO	1,107	1,215	14.66	19.37	5.22	80.96
	6	8	ALLSTATE INS GRP	726	916	24.37	24.37	3.42	84.39
	7	984	HCC INS HOLDINGS GRP	560	352	-440.39	-440.39	2.64	87.03
	8	93	STATE NATL GRP	509	581	35.65	40.63	2.40	89.43
	9	468	AEGON US HOLDING GRP	469	340	21.66	21.67	2.21	91.64
	10	150	OLD REPUBLIC GRP	373	428	-779.71	-763.59	1.76	93.41
			**STATE TOTAL **	21,189	21,309	- 61.03	- 28.80	100.00	100.00
Mississippi	1	641	FIRST TOWER GRP	8,798	8,882	7.23	7.23	48.60	48.60
	2	84	AMERICAN FINANCIAL GRP	2,450	2,550	18.58	20.61	13.53	62.14
	3	408	AMERICAN NATL FIN GRP	1,809	2,041	24.25	24.25	9.99	72.13
	4	761	ALLIANZ INS GRP	1,724	1,350	29.05	29.05	9.53	81.65
	5	948	NATL GEN GRP	1,065	1,085	41.24	42.94	5.88	87.53
	6	8	ALLSTATE INS GRP	709	620	44.67	44.67	3.92	91.45
	7	19	ASSURANT INC GRP	551	551	3.53	3.53	3.04	94.49
	8	1279	ARCH INS GRP	168	149	47.43	47.45	0.93	95.42
	9	150	OLD REPUBLIC GRP	150	161	50.49	50.49	0.83	96.25
	10	34568	CENTENNIAL CAS CO	149	138	24.29	24.29	0.82	97.07
			**STATE TOTAL **	18,102	18,052	7.88	8.26	100.00	100.00

PROPERTY AND CASUALTY INSURANCE INDUSTRY
MARKET SHARE REPORT - TOTAL PREMIUM
BY GROUP
28 - CREDIT

May 15, 2014

STATE	Rank	Group/ Company Code	Group/ Company Name	Direct Premiums Written (000)	Direct Premiums Earned (000)	Direct Loss to EP Ratio	Direct Loss & DCC to EP Ratio	Market Share %	Cumulative Market Share %
Missouri	1	93	STATE NATL GRP	8,572	7,794	42.88	48.97	27.19	27.19
	2	84	AMERICAN FINANCIAL GRP	6,119	6,243	37.03	39.78	19.41	46.60
	3	761	ALLIANZ INS GRP	3,927	3,828	20.13	20.13	12.46	59.06
	4	25422	ATRADIUS TRADE CREDIT INS CO	2,317	2,332	- 1.09	- 1.36	7.35	66.41
	5	8	ALLSTATE INS GRP	2,245	2,128	45.28	45.28	7.12	73.53
	6	150	OLD REPUBLIC GRP	1,565	1,624	53.80	84.19	4.96	78.50
	7	1279	ARCH INS GRP	1,305	1,134	50.25	50.28	4.14	82.64
	8	19	ASSURANT INC GRP	935	998	12.36	12.36	2.97	85.61
	9	31887	COFACE N AMER INS CO	804	811	23.05	30.45	2.55	88.16
	10	641	FIRST TOWER GRP	691	1,160	7.54	7.54	2.19	90.35
			STATE TOTAL	31,522	30,642	31.72	35.62	100.00	100.00
Montana	1	4254	THE WARRANTY GRP	1,446	839	5.44	5.44	27.02	27.02
	2	31887	COFACE N AMER INS CO	710	12	181.02	181.02	13.26	40.29
	3	26565	OHIO IND CO	631	422	2.55	2.55	11.79	52.08
	4	8	ALLSTATE INS GRP	526	477	4.53	4.53	9.83	61.91
	5	19	ASSURANT INC GRP	390	391	1.75	1.75	7.28	69.19
	6	93	STATE NATL GRP	360	338	39.60	45.24	6.72	75.92
	7	84	AMERICAN FINANCIAL GRP	290	282	14.54	14.54	5.42	81.34
	8	212	ZURICH INS GRP	288	292	3.94	3.94	5.28	86.72
	9	458	PROTECTIVE LIFE INS GRP	241	200	13.36	13.36	4.50	91.23
	10	37621	TOYOTA MOTOR INS CO	205	244	6.05	6.05	3.82	95.05
			STATE TOTAL	5,353	3,787	11.96	12.45	100.00	100.00
Nebraska	1	93	STATE NATL GRP	1,319	1,193	28.08	30.22	28.29	28.29
	2	84	AMERICAN FINANCIAL GRP	1,116	1,262	24.73	25.83	23.93	52.22
	3	8	ALLSTATE INS GRP	576	457	46.91	46.91	12.35	64.57
	4	19	ASSURANT INC GRP	416	423	- 1.11	- 1.11	8.93	73.49
	5	697	VAN ENT GRP	319	265	11.14	11.14	6.85	80.34
	6	796	QBE INS GRP	310	278	38.77	42.07	6.65	87.00
	7	31887	COFACE N AMER INS CO	153	130	6.63	6.74	3.28	90.28
	8	761	ALLIANZ INS GRP	124	348	0.61	0.61	2.66	92.94
	9	408	AMERICAN NATL FIN GRP	118	217	15.04	15.04	2.52	95.46
	10	306	CUNA MUT GRP	91	97	3.72	3.72	1.95	97.41
			STATE TOTAL	4,662	5,579	18.48	19.76	100.00	100.00
Nevada	1	26565	OHIO IND CO	3,795	2,399	11.24	11.24	22.64	22.64
	2	37621	TOYOTA MOTOR INS CO	3,502	2,743	8.50	8.50	20.89	43.53
	3	8	ALLSTATE INS GRP	2,024	1,497	13.84	13.84	12.08	55.61
	4	150	OLD REPUBLIC GRP	1,517	1,303	2.20	2.20	9.05	64.66
	5	84	AMERICAN FINANCIAL GRP	1,424	1,249	30.21	30.31	8.49	73.15
	6	79	ALLY INS HOLDINGS GRP	1,112	1,229	13.94	13.94	6.63	79.78
	7	212	ZURICH INS GRP	955	1,773	4.19	4.31	5.70	85.48
	8	19	ASSURANT INC GRP	591	256	1.41	1.41	3.53	89.01
	9	93	STATE NATL GRP	415	387	27.03	32.42	2.48	91.49
	10	761	ALLIANZ INS GRP	290	290	- 16.19	- 16.19	1.73	93.22
			STATE TOTAL	16,761	14,186	13.58	13.75	100.00	100.00
New Hampshire	1	1129	WHITE MOUNTAINS GRP	1,763	1,649	55.62	55.62	27.97	27.97
	2	761	ALLIANZ INS GRP	1,077	1,047	12.61	12.61	17.09	45.06
	3	796	QBE INS GRP	656	1,167	32.67	35.64	10.40	55.46
	4	31887	COFACE N AMER INS CO	553	548	24.23	24.28	8.78	64.24
	5	8	ALLSTATE INS GRP	453	562	37.79	37.79	7.18	71.42
	6	19	ASSURANT INC GRP	424	579	9.41	9.41	6.73	78.15
	7	93	STATE NATL GRP	404	365	26.62	29.29	6.40	84.56
	8	84	AMERICAN FINANCIAL GRP	387	390	- 30.01	- 28.79	6.14	90.69
	9	1279	ARCH INS GRP	318	276	40.94	40.96	5.04	95.74
	10	25422	ATRADIUS TRADE CREDIT INS CO	161	155	16.21	16.11	2.56	98.30
			STATE TOTAL	6,304	7,005	28.02	28.80	100.00	100.00

PROPERTY AND CASUALTY INSURANCE INDUSTRY
MARKET SHARE REPORT - TOTAL PREMIUM
BY GROUP
28 - CREDIT

May 15, 2014

STATE	Rank	Group/ Company Code	Group/ Company Name	Direct Premiums Written (000)	Direct Premiums Earned (000)	Direct Loss to EP Ratio	Direct Loss & DCC to EP Ratio	Market Share %	Cumulative Market Share %
New Jersey	1	761	ALLIANZ INS GRP	20,109	18,796	21.15	21.25	24.68	24.68
	2	796	QBE INS GRP	14,872	24,783	141.15	150.06	18.26	42.94
	3	12	AMERICAN INTL GRP	14,790	14,790	- 52.97	- 52.76	18.15	61.09
	4	31887	COFACE N AMER INS CO	9,721	10,303	19.46	20.18	11.93	73.03
	5	26565	OHIO IND CO	4,095	3,265	50.27	50.27	5.03	78.05
	6	1129	WHITE MOUNTAINS GRP	2,602	2,464	68.13	68.13	3.19	81.25
	7	84	AMERICAN FINANCIAL GRP	2,437	2,876	40.09	40.96	2.99	84.24
	8	19	ASSURANT INC GRP	2,401	2,401	7.20	7.20	2.95	87.19
	9	25422	ATRADIUS TRADE CREDIT INS CO	2,243	2,426	12.93	12.95	2.75	89.94
	10	212	ZURICH INS GRP	1,721	1,968	32.16	32.16	2.11	92.05
			**STATE TOTAL **	81,463	90,476	44.58	47.11	100.00	100.00
New Mexico	1	796	QBE INS GRP	1,629	2,435	26.59	28.37	24.07	24.07
	2	19	ASSURANT INC GRP	1,046	760	0.03	0.03	15.44	39.51
	3	84	AMERICAN FINANCIAL GRP	963	808	46.14	47.22	14.22	53.74
	4	93	STATE NATL GRP	937	1,052	36.28	43.29	13.85	67.58
	5	8	ALLSTATE INS GRP	497	523	33.57	33.57	7.35	74.93
	6	408	AMERICAN NATL FIN GRP	446	457	17.19	17.19	6.59	81.52
	7	1129	WHITE MOUNTAINS GRP	281	287	67.59	67.59	4.15	85.67
	8	26565	OHIO IND CO	275	88	54.36	54.36	4.06	89.73
	9	697	VAN ENT GRP	208	151	26.09	26.09	3.08	92.81
	10	761	ALLIANZ INS GRP	119	81	2.53	2.53	1.76	94.56
			**STATE TOTAL **	6,770	7,193	33.19	34.94	100.00	100.00
New York	1	761	ALLIANZ INS GRP	25,683	24,102	31.49	31.49	17.42	17.42
	2	796	QBE INS GRP	21,103	32,385	65.56	66.38	14.31	31.74
	3	84	AMERICAN FINANCIAL GRP	20,744	20,308	36.76	39.69	14.07	45.81
	4	150	OLD REPUBLIC GRP	16,892	16,893	- 14.90	- 10.66	11.46	57.26
	5	31887	COFACE N AMER INS CO	16,383	16,007	28.81	29.40	11.11	68.38
	6	25422	ATRADIUS TRADE CREDIT INS CO	9,221	9,081	- 6.82	- 6.43	6.25	74.63
	7	1129	WHITE MOUNTAINS GRP	7,691	7,342	57.24	57.24	5.22	79.85
	8	212	ZURICH INS GRP	7,227	9,071	23.58	19.74	4.90	84.75
	9	93	STATE NATL GRP	6,184	5,698	45.00	51.83	4.19	88.95
	10	12	AMERICAN INTL GRP	4,333	4,333	- 4.43	- 4.43	2.94	91.88
			**STATE TOTAL **	147,426	154,420	31.69	32.83	100.00	100.00
North Carolina	1	12	AMERICAN INTL GRP	13,852	13,863	- 89.55	- 89.12	24.20	24.20
	2	1279	ARCH INS GRP	7,555	6,928	41.89	41.95	13.20	37.40
	3	84	AMERICAN FINANCIAL GRP	7,108	7,153	33.90	35.57	12.42	49.82
	4	761	ALLIANZ INS GRP	4,957	4,942	6.17	6.27	8.66	58.48
	5	150	OLD REPUBLIC GRP	4,363	5,105	90.27	99.80	7.62	66.10
	6	869	MINNESOTA MUT GRP	3,361	846	25.99	25.99	5.87	71.98
	7	8	ALLSTATE INS GRP	3,170	2,880	41.06	41.06	5.54	77.52
	8	19	ASSURANT INC GRP	2,903	3,522	15.94	15.94	5.07	82.59
	9	31887	COFACE N AMER INS CO	2,113	2,125	13.12	10.48	3.69	86.28
	10	93	STATE NATL GRP	2,096	1,954	24.60	28.90	3.66	89.94
			**STATE TOTAL **	57,237	54,967	7.45	8.79	100.00	100.00
North Dakota	1	93	STATE NATL GRP	487	517	67.93	75.41	34.00	34.00
	2	761	ALLIANZ INS GRP	287	269	- 2.56	- 2.56	20.08	54.08
	3	8	ALLSTATE INS GRP	169	161	22.51	22.51	11.78	65.86
	4	19	ASSURANT INC GRP	125	125	19.47	19.47	8.76	74.62
	5	31887	COFACE N AMER INS CO	117	55	6.31	6.31	8.15	82.77
	6	1279	ARCH INS GRP	109	81	13.67	13.68	7.62	90.39
	7	306	CUNA MUT GRP	57	47	- 0.01	- 0.01	3.96	94.35
	8	2538	AMTRUST NGH GRP	20	20	225.42	225.42	1.42	95.77
	9	785	MARKEL CORP GRP	15	15	48.00	48.00	1.07	96.84
	10	18538	RED ROCK INS CO	12	12	21.37	21.37	0.84	97.68
			**STATE TOTAL **	1,431	1,391	33.70	36.48	100.00	100.00

PROPERTY AND CASUALTY INSURANCE INDUSTRY
MARKET SHARE REPORT - TOTAL PREMIUM
BY GROUP
28 - CREDIT

May 15, 2014

STATE	Rank	Group/ Company Code	Group/ Company Name	Direct Premiums Written (000)	Direct Premiums Earned (000)	Direct Loss to EP Ratio	Direct Loss & DCC to EP Ratio	Market Share %	Cumulative Market Share %
Ohio	1	84	AMERICAN FINANCIAL GRP	11,740	12,494	32.97	35.27	21.39	21.39
	2	761	ALLIANZ INS GRP	7,699	8,031	23.90	24.39	14.03	35.41
	3	12	AMERICAN INTL GRP	5,349	5,364	- 46.51	- 46.05	9.74	45.16
	4	796	QBE INS GRP	5,277	9,705	58.76	61.13	9.61	54.77
	5	19	ASSURANT INC GRP	4,543	4,514	3.46	3.46	8.28	63.04
	6	1279	ARCH INS GRP	4,387	4,435	41.84	41.87	7.99	71.04
	7	31887	COFACE N AMER INS CO	4,049	4,112	20.34	19.98	7.38	78.41
	8	8	ALLSTATE INS GRP	3,202	3,519	32.81	32.81	5.83	84.25
	9	26565	OHIO IND CO	2,161	2,087	15.69	17.86	3.94	88.18
	10	93	STATE NATL GRP	1,417	1,149	24.13	27.93	2.58	90.76
			STATE TOTAL	54,895	60,571	28.25	29.41	100.00	100.00
Oklahoma	1	84	AMERICAN FINANCIAL GRP	7,463	7,718	34.06	36.25	28.50	28.50
	2	1279	ARCH INS GRP	7,020	3,050	55.77	55.78	26.81	55.31
	3	796	QBE INS GRP	2,019	1,756	53.99	58.97	7.71	63.02
	4	93	STATE NATL GRP	1,741	1,080	26.83	29.67	6.65	69.68
	5	8	ALLSTATE INS GRP	1,638	1,530	54.83	54.83	6.26	75.93
	6	19	ASSURANT INC GRP	1,424	1,088	- 0.62	- 0.62	5.44	81.37
	7	761	ALLIANZ INS GRP	1,266	1,296	34.81	34.81	4.84	86.21
	8	468	AEGON US HOLDING GRP	874	561	74.15	74.24	3.34	89.54
	9	31887	COFACE N AMER INS CO	377	417	6.48	6.48	1.44	90.98
	10	785	MARKEL CORP GRP	374	374	68.34	68.34	1.43	92.41
			STATE TOTAL	26,182	21,024	35.27	36.64	100.00	100.00
Oregon	1	408	AMERICAN NATL FIN GRP	5,256	4,575	- 3.17	- 3.17	22.30	22.30
	2	93	STATE NATL GRP	3,589	2,991	33.17	36.62	15.23	37.53
	3	761	ALLIANZ INS GRP	2,328	2,228	30.86	30.86	9.88	47.41
	4	8	ALLSTATE INS GRP	2,170	1,289	7.84	7.84	9.21	56.61
	5	4254	THE WARRANTY GRP	1,827	1,389	8.89	8.89	7.75	64.36
	6	84	AMERICAN FINANCIAL GRP	1,781	2,182	4.65	5.38	7.56	71.92
	7	19	ASSURANT INC GRP	1,422	1,847	12.81	12.81	6.04	77.96
	8	1279	ARCH INS GRP	1,370	1,317	40.51	40.57	5.81	83.77
	9	212	ZURICH INS GRP	799	526	9.46	9.46	3.39	87.16
	10	31887	COFACE N AMER INS CO	578	737	66.57	70.77	2.45	89.62
			STATE TOTAL	23,569	21,399	15.97	16.67	100.00	100.00
Pennsylvania	1	84	AMERICAN FINANCIAL GRP	12,888	13,948	18.11	19.40	21.70	21.70
	2	761	ALLIANZ INS GRP	11,491	12,442	68.79	68.84	19.35	41.05
	3	212	ZURICH INS GRP	7,579	8,156	45.96	45.96	12.76	53.82
	4	93	STATE NATL GRP	6,176	6,160	13.35	15.15	10.40	64.22
	5	31887	COFACE N AMER INS CO	4,403	4,027	19.20	19.86	7.41	71.63
	6	1279	ARCH INS GRP	2,654	2,247	23.90	23.91	4.47	76.10
	7	12	AMERICAN INTL GRP	2,304	2,358	-112.11	-111.06	3.88	79.98
	8	1129	WHITE MOUNTAINS GRP	2,291	2,169	54.21	54.21	3.86	83.84
	9	19	ASSURANT INC GRP	1,583	1,533	6.66	6.66	2.67	86.51
	10	8	ALLSTATE INS GRP	1,403	1,624	29.23	29.23	2.36	88.87
			STATE TOTAL	59,382	61,323	31.21	31.81	100.00	100.00
Rhode Island	1	84	AMERICAN FINANCIAL GRP	1,207	1,167	17.83	19.33	26.39	26.39
	2	761	ALLIANZ INS GRP	959	968	45.14	45.14	20.97	47.36
	3	1129	WHITE MOUNTAINS GRP	788	763	63.19	63.19	17.24	64.60
	4	31887	COFACE N AMER INS CO	499	444	13.21	13.11	10.91	75.50
	5	26565	OHIO IND CO	367	415	16.40	17.31	8.04	83.54
	6	8	ALLSTATE INS GRP	273	154	- 51.60	- 51.60	5.98	89.51
	7	25422	ATRA DIUS TRADE CREDIT INS CO	117	117	- 1.72	- 1.81	2.56	92.07
	8	468	AEGON US HOLDING GRP	115	97	37.29	37.36	2.52	94.60
	9	19	ASSURANT INC GRP	92	92	1.66	1.66	2.00	96.60
	10	150	OLD REPUBLIC GRP	48	29	- 25.80	- 28.21	1.04	97.64
			STATE TOTAL	4,573	4,353	27.50	27.94	100.00	100.00

PROPERTY AND CASUALTY INSURANCE INDUSTRY
MARKET SHARE REPORT - TOTAL PREMIUM
BY GROUP
28 - CREDIT

May 15, 2014

STATE	Rank	Group/ Company Code	Group/ Company Name	Direct Premiums Written (000)	Direct Premiums Earned (000)	Direct Loss to EP Ratio	Direct Loss & DCC to EP Ratio	Market Share %	Cumulative Market Share %
South Carolina	1	12	AMERICAN INTL GRP	13,294	13,294	- 2.45	- 2.44	30.68	30.68
	2	84	AMERICAN FINANCIAL GRP	7,345	7,677	9.53	10.06	16.95	47.63
	3	408	AMERICAN NATL FIN GRP	6,007	5,775	25.66	25.66	13.86	61.49
	4	19	ASSURANT INC GRP	5,784	6,100	4.00	4.00	13.35	74.83
	5	761	ALLIANZ INS GRP	2,843	2,541	16.41	16.41	6.56	81.39
	6	31887	COFACE N AMER INS CO	1,483	1,371	8.67	9.49	3.42	84.82
	7	1279	ARCH INS GRP	1,365	1,111	42.44	42.48	3.15	87.97
	8	8	ALLSTATE INS GRP	1,136	944	38.41	38.41	2.62	90.59
	9	93	STATE NATL GRP	751	969	29.77	35.99	1.73	92.32
	10	1129	WHITE MOUNTAINS GRP	719	717	81.98	81.98	1.66	93.98
			**STATE TOTAL **	43,335	43,058	10.92	11.19	100.00	100.00
South Dakota	1	408	AMERICAN NATL FIN GRP	538	265	32.58	32.58	29.53	29.53
	2	468	AEGON US HOLDING GRP	383	315	55.77	55.85	21.05	50.58
	3	93	STATE NATL GRP	315	321	49.33	54.73	17.27	67.86
	4	19	ASSURANT INC GRP	262	262	- 3.61	- 3.61	14.41	82.27
	5	8	ALLSTATE INS GRP	169	107	27.98	27.98	9.25	91.52
	6	84	AMERICAN FINANCIAL GRP	94	168	33.71	34.55	5.17	96.69
	7	761	ALLIANZ INS GRP	16	37	0.75	0.75	0.87	97.56
	8	2538	AMTRUST NGH GRP	15	15	10.79	10.79	0.81	98.36
	9	1316	KNIGHTBROOK INS GRP	8	6	- 0.45	- 0.45	0.42	98.79
	10	150	OLD REPUBLIC GRP	5	7	3.00	3.00	0.27	99.06
			**STATE TOTAL **	1,821	1,520	- 8.73	- 8.80	100.00	100.00
Tennessee	1	1279	ARCH INS GRP	5,890	5,830	19.15	19.18	17.39	17.39
	2	31887	COFACE N AMER INS CO	5,213	4,631	3.61	7.51	15.39	32.78
	3	19	ASSURANT INC GRP	3,769	3,701	6.39	6.39	11.13	43.91
	4	150	OLD REPUBLIC GRP	3,208	3,190	83.27	86.35	9.47	53.38
	5	84	AMERICAN FINANCIAL GRP	3,023	3,498	43.58	44.79	8.93	62.31
	6	761	ALLIANZ INS GRP	2,810	3,197	19.84	20.88	8.30	70.60
	7	1129	WHITE MOUNTAINS GRP	2,518	2,451	59.18	59.18	7.43	78.04
	8	93	STATE NATL GRP	2,165	2,075	32.43	37.07	6.39	84.43
	9	408	AMERICAN NATL FIN GRP	1,523	1,439	26.52	26.52	4.50	88.93
	10	8	ALLSTATE INS GRP	1,520	1,457	34.82	34.82	4.49	93.41
			**STATE TOTAL **	33,871	33,791	26.50	27.32	100.00	100.00
Texas	1	408	AMERICAN NATL FIN GRP	33,977	79,705	16.54	16.54	16.01	16.01
	2	681	SERVICE LIFE GRP	29,533	34,674	10.87	10.87	13.92	29.93
	3	84	AMERICAN FINANCIAL GRP	29,480	33,700	35.55	36.15	13.89	43.82
	4	761	ALLIANZ INS GRP	19,392	18,870	32.94	36.11	9.14	52.96
	5	697	VAN ENT GRP	16,924	14,192	17.30	17.30	7.98	60.93
	6	796	QBE INS GRP	13,653	14,358	14.07	15.47	6.43	67.37
	7	12	AMERICAN INTL GRP	13,521	13,549	45.97	46.22	6.37	73.74
	8	8	ALLSTATE INS GRP	13,515	16,157	24.32	24.32	6.37	80.11
	9	19	ASSURANT INC GRP	10,224	8,535	24.99	24.99	4.82	84.92
	10	1279	ARCH INS GRP	8,543	8,574	31.41	31.44	4.03	88.95
			**STATE TOTAL **	212,212	314,583	22.85	23.63	100.00	100.00
Utah	1	93	STATE NATL GRP	3,927	3,116	36.62	41.03	29.60	29.60
	2	408	AMERICAN NATL FIN GRP	2,803	1,891	22.25	22.25	21.13	50.73
	3	761	ALLIANZ INS GRP	2,286	1,738	50.49	50.49	17.23	67.96
	4	84	AMERICAN FINANCIAL GRP	1,723	2,273	30.12	31.00	12.99	80.95
	5	8	ALLSTATE INS GRP	1,063	1,016	35.13	35.13	8.01	88.96
	6	19	ASSURANT INC GRP	562	562	7.21	7.21	4.24	93.20
	7	1129	WHITE MOUNTAINS GRP	244	243	35.37	35.37	1.84	95.04
	8	26565	OHIO IND CO	211	148	52.42	52.42	1.59	96.64
	9	1279	ARCH INS GRP	131	96	35.47	35.48	0.99	97.62
	10	306	CUNA MUT GRP	130	132	6.92	6.92	0.98	98.60
			**STATE TOTAL **	13,266	11,707	31.77	33.11	100.00	100.00

PROPERTY AND CASUALTY INSURANCE INDUSTRY
MARKET SHARE REPORT - TOTAL PREMIUM
BY GROUP
28 - CREDIT

May 15, 2014

STATE	Rank	Group/ Company Code	Group/ Company Name	Direct Premiums Written (000)	Direct Premiums Earned (000)	Direct Loss to EP Ratio	Direct Loss & DCC to EP Ratio	Market Share %	Cumulative Market Share %
Vermont	1	4726	ARCHER DANIELS MIDLAND GRP	5,173	5,263	22.75	22.75	70.98	70.98
	2	93	STATE NATL GRP	650	609	29.48	33.19	8.92	79.89
	3	1129	WHITE MOUNTAINS GRP	430	433	113.79	113.79	5.90	85.80
	4	761	ALLIANZ INS GRP	240	208	56.02	56.02	3.29	89.09
	5	8	ALLSTATE INS GRP	238	235	29.56	29.56	3.26	92.35
	6	31887	COFACE N AMER INS CO	146	133	18.30	18.30	2.00	94.35
	7	408	AMERICAN NATL FIN GRP	102	31	19.45	19.45	1.40	95.75
	8	19	ASSURANT INC GRP	74	74	- 0.22	- 0.22	1.01	96.76
	9	1279	ARCH INS GRP	69	80	71.29	71.31	0.95	97.70
	10	84	AMERICAN FINANCIAL GRP	57	64	61.09	61.83	0.79	98.49
			**STATE TOTAL **	7,289	7,280	30.46	30.78	100.00	100.00
Virginia	1	12	AMERICAN INTL GRP	8,467	8,668	444.96	445.25	26.39	26.39
	2	1279	ARCH INS GRP	3,945	3,720	20.57	20.62	12.30	38.69
	3	93	STATE NATL GRP	2,778	3,473	36.59	40.88	8.66	47.35
	4	1129	WHITE MOUNTAINS GRP	2,723	2,667	48.27	48.27	8.49	55.84
	5	468	AEGON US HOLDING GRP	2,570	1,404	61.43	61.49	8.01	63.85
	6	796	QBE INS GRP	2,556	5,346	33.32	36.90	7.97	71.82
	7	84	AMERICAN FINANCIAL GRP	2,269	2,222	27.82	28.62	7.07	78.89
	8	761	ALLIANZ INS GRP	2,189	2,063	46.45	46.45	6.82	85.71
	9	19	ASSURANT INC GRP	1,049	1,029	26.62	26.62	3.27	88.98
	10	8	ALLSTATE INS GRP	1,048	1,120	55.25	55.25	3.27	92.25
			**STATE TOTAL **	32,081	34,635	131.64	133.36	100.00	100.00
Washington	1	25422	ATRADIUS TRADE CREDIT INS CO	6,610	4,134	12.79	12.64	22.62	22.62
	2	796	QBE INS GRP	4,827	8,898	41.50	44.35	16.52	39.14
	3	761	ALLIANZ INS GRP	2,882	2,988	16.76	16.81	9.86	49.00
	4	150	OLD REPUBLIC GRP	2,869	2,228	9.11	8.71	9.82	58.81
	5	8	ALLSTATE INS GRP	2,190	2,120	30.65	30.65	7.49	66.31
	6	19	ASSURANT INC GRP	2,001	1,976	8.76	8.76	6.85	73.15
	7	93	STATE NATL GRP	1,961	1,734	22.13	25.06	6.71	79.87
	8	26565	OHIO IND CO	1,546	958	36.13	36.12	5.29	85.15
	9	31887	COFACE N AMER INS CO	659	625	4.67	8.46	2.26	87.41
	10	84	AMERICAN FINANCIAL GRP	539	645	7.93	8.02	1.84	89.25
			**STATE TOTAL **	29,225	30,253	23.66	24.69	100.00	100.00
West Virginia	1	84	AMERICAN FINANCIAL GRP	2,198	2,157	6.88	8.01	29.49	29.49
	2	93	STATE NATL GRP	1,411	1,142	30.10	33.96	18.94	48.43
	3	31887	COFACE N AMER INS CO	820	826	6.35	6.35	11.01	59.44
	4	8	ALLSTATE INS GRP	688	762	42.25	42.25	9.24	68.67
	5	1279	ARCH INS GRP	584	487	- 47.70	- 47.75	7.84	76.51
	6	761	ALLIANZ INS GRP	451	424	1.83	1.83	6.05	82.57
	7	796	QBE INS GRP	320	572	19.68	20.90	4.29	86.85
	8	19	ASSURANT INC GRP	259	246	6.54	6.54	3.47	90.32
	9	306	CUNA MUT GRP	255	246	37.07	37.07	3.42	93.74
	10	150	OLD REPUBLIC GRP	160	124	43.88	43.88	2.14	95.88
			**STATE TOTAL **	7,452	7,250	13.11	14.15	100.00	100.00
Wisconsin	1	84	AMERICAN FINANCIAL GRP	3,128	3,024	25.99	26.46	16.00	16.00
	2	761	ALLIANZ INS GRP	2,974	3,036	36.15	36.15	15.21	31.20
	3	150	OLD REPUBLIC GRP	2,406	2,383	166.39	188.14	12.30	43.50
	4	19	ASSURANT INC GRP	2,033	2,107	3.43	3.43	10.39	53.89
	5	408	AMERICAN NATL FIN GRP	1,766	1,536	34.75	34.75	9.03	62.93
	6	796	QBE INS GRP	1,652	3,394	54.74	56.97	8.45	71.37
	7	93	STATE NATL GRP	1,050	1,023	34.09	39.79	5.37	76.74
	8	31887	COFACE N AMER INS CO	914	837	22.26	23.65	4.67	81.42
	9	984	HCC INS HOLDINGS GRP	776	859	25.97	25.97	3.97	85.38
	10	8	ALLSTATE INS GRP	501	701	48.40	48.40	2.56	87.94
			**STATE TOTAL **	19,557	21,125	202.57	201.30	100.00	100.00

PROPERTY AND CASUALTY INSURANCE INDUSTRY
MARKET SHARE REPORT - TOTAL PREMIUM
BY GROUP
28 - CREDIT

May 15, 2014

STATE	Rank	Group/ Company Code	Group/ Company Name	Direct Premiums Written (000)	Direct Premiums Earned (000)	Direct Loss to EP Ratio	Direct Loss & DCC to EP Ratio	Market Share %	Cumulative Market Share %
Wyoming	1	93	STATE NATL GRP	656	497	20.43	24.29	39.05	39.05
	2	19	ASSURANT INC GRP	203	203	- 2.29	- 2.29	12.11	51.16
	3	761	ALLIANZ INS GRP	196	210	1.61	1.61	11.70	62.86
	4	150	OLD REPUBLIC GRP	165	109	3.52	3.52	9.83	72.69
	5	796	QBE INS GRP	142	211	13.29	15.77	8.46	81.15
	6	1279	ARCH INS GRP	106	87	35.75	35.76	6.31	87.46
	7	84	AMERICAN FINANCIAL GRP	67	76	15.82	17.00	4.02	91.48
	8	26565	OHIO IND CO	47	21	36.70	36.70	2.81	94.30
	9	306	CUNA MUT GRP	45	39	61.94	61.94	2.67	96.96
	10	8	ALLSTATE INS GRP	39	50	42.24	42.24	2.35	99.31
			STATE TOTAL	1,679	1,560	14.04	15.63	100.00	100.00
Guam	1	3098	TOKIO MARINE HOLDINGS INC GRP	14	15	0.00	0.00	100.00	100.00
			STATE TOTAL	14	15	0.00	0.00	100.00	100.00
Puerto Rico	1	19	ASSURANT INC GRP	4,952	5,158	4.61	4.61	94.62	94.62
	2	458	PROTECTIVE LIFE INS GRP	282	4	2.28	2.28	5.38	100.00
			STATE TOTAL	5,233	5,161	4.60	4.60	100.00	100.00
U.S. Virgin Islands	1	19	ASSURANT INC GRP	576	544	10.89	10.89	100.00	100.00
			STATE TOTAL	576	544	10.89	10.89	100.00	100.00
Canada	1	19	ASSURANT INC GRP	145,945	146,948	8.99	8.99	86.20	86.20
	2	761	ALLIANZ INS GRP	39,366	39,728	25.83	26.08	23.25	100.00
	3	34568	CENTENNIAL CAS CO	144	143	- 10.86	- 10.86	0.08	100.00
			STATE TOTAL	169,302	186,896	12.56	12.62	100.00	100.00
Aggregate Other Alien	1	984	HCC INS HOLDINGS GRP	6,661	7,652	92.86	94.24	39.05	39.05
	2	212	ZURICH INS GRP	5,424	6,312	505.58	498.18	31.80	70.85
	3	4509	IRONSHORE GRP	2,980	6,308	- 2.18	- 2.43	17.47	88.32
	4	84	AMERICAN FINANCIAL GRP	1,880	1,561	- 20.55	- 20.55	11.02	99.34
	5	1285	XL AMER GRP	98	179	15.32	16.13	0.58	99.92
	6	34568	CENTENNIAL CAS CO	15	12	38.86	38.86	0.09	100.00
			STATE TOTAL	17,056	22,180	493.76	491.82	100.00	100.00

30—Warranty

PROPERTY AND CASUALTY INSURANCE INDUSTRY
MARKET SHARE REPORT - TOTAL PREMIUM
BY GROUP
30 - WARRANTY

May 15, 2014

STATE	Rank	Group/ Company Code	Group/ Company Name	Direct Premiums Written (000)	Direct Premiums Earned (000)	Direct Loss to EP Ratio	Direct Loss & DCC to EP Ratio	Market Share %	Cumulative Market Share %
Countrywide	1	79	ALLY INS HOLDINGS GRP	457,722	471,196	51.72	51.72	18.17	18.17
	2	2538	AMTRUST NGH GRP	314,946	214,929	66.43	66.43	12.50	30.68
	3	212	ZURICH INS GRP	289,101	209,589	59.40	59.99	11.48	42.16
	4	12	AMERICAN INTL GRP	263,991	657,879	96.50	96.50	10.48	52.64
	5	281	JM FAMILY GRP	219,196	137,260	46.89	47.55	8.70	61.34
	6	19631	AMERICAN ROAD INS CO	155,810	104,937	44.34	44.34	6.19	67.53
	7	16705	DEALERS ASSUR CO	136,483	109,368	60.72	60.72	5.42	72.95
	8	697	VAN ENT GRP	118,976	88,608	47.34	47.34	4.72	77.67
	9	8	ALLSTATE INS GRP	104,597	48,081	52.92	53.05	4.15	81.82
	10	19	ASSURANT INC GRP	95,096	113,205	42.54	42.54	3.78	85.60
	11	471	WELLS FARGO GRP	72,258	74,027	65.62	66.59	2.87	88.47
	12	458	PROTECTIVE LIFE INS GRP	66,019	58,185	84.17	84.17	2.62	91.09
	13	660	MERCURY GEN GRP	37,429	34,389	82.81	82.76	1.49	92.58
	14	150	OLD REPUBLIC GRP	34,477	28,250	66.90	66.90	1.37	93.95
	15	218	CNA INS GRP	32,675	22,238	83.34	84.90	1.30	95.24
	16	140	NATIONWIDE CORP GRP	26,667	33,002	112.99	112.99	1.06	96.30
	17	84	AMERICAN FINANCIAL GRP	18,380	15,311	11.27	11.27	0.73	97.03
	18	4670	STARR GRP	18,034	6,853	127.64	129.96	0.72	97.75
	19	669	ZALE CORP GRP	13,316	5,992	26.56	26.56	0.53	98.28
	20	37621	TOYOTA MOTOR INS CO	11,305	8,735	41.34	41.34	0.45	98.72
	21	17	LIFE OF THE SOUTH CORP GRP	9,292	9,187	75.15	75.56	0.37	99.09
	22	32107	SUTTER INS CO	6,911	6,202	88.84	88.84	0.27	99.37
	23	4736	GGC GRP	4,872	4,043	42.42	42.79	0.19	99.56
	24	4254	THE WARRANTY GRP	3,128	3,577	59.75	59.75	0.12	99.69
	25	626	ACE LTD GRP	2,641	2,862	83.76	83.76	0.10	99.79
	26	1226	GEORGE A PARMER GRP	2,315	5,843	50.20	64.65	0.09	99.88
	27	111	LIBERTY MUT GRP	1,284	1,739	49.46	72.74	0.05	99.93
	28	468	AEGON US HOLDING GRP	977	1,109	45.57	45.57	0.04	99.97
	29	38	CHUBB INC GRP	759	754	168.99	177.61	0.03	100.00
	30	27502	WESTERN GEN INS CO	219	945	58.89	58.89	0.01	100.00
	31	10803	COLUMBIA NATL RRG INC	210	237	0.00	0.00	0.01	100.00
	32	27499	SOUTHWEST GEN INS CO	176	158	26.14	26.14	0.01	100.00
	33	31	BERKSHIRE HATHAWAY GRP	90	90	1.89	1.89	0.00	100.00
	34	26565	OHIO IND CO	62	55	0.16	0.16	0.00	100.00
	35	12750	EVERGREEN NATL IND CO	38	43	0.00	0.00	0.00	100.00
	36	11114	ST CHARLES INS CO RRG	7	6	-508.68	-508.68	0.00	100.00
	37	181	SWISS RE GRP	0	1,610	62.23	62.23	0.00	100.00
			INDUSTRY TOTAL	2,518,590	2,509,284	67.93	67.98	100.00	100.00

PROPERTY AND CASUALTY INSURANCE INDUSTRY
MARKET SHARE REPORT - TOTAL PREMIUM
BY GROUP
30 - WARRANTY

May 15, 2014

STATE	Rank	Group/ Company Code	Group/ Company Name	Direct Premiums Written (000)	Direct Premiums Earned (000)	Direct Loss to EP Ratio	Direct Loss & DCC to EP Ratio	Market Share %	Cumulative Market Share %
Alabama	1	16705	DEALERS ASSUR CO	2,077	2,435	46.32	46.32	26.99	26.99
	2	212	ZURICH INS GRP	1,976	1,430	47.51	48.50	25.68	52.66
	3	471	WELLS FARGO GRP	1,178	1,098	64.08	64.82	15.30	67.97
	4	281	JM FAMILY GRP	685	73	41.95	42.54	8.91	76.88
	5	140	NATIONWIDE CORP GRP	479	383	76.39	76.39	6.22	83.10
	6	17	LIFE OF THE SOUTH CORP GRP	429	312	43.34	44.50	5.57	88.67
	7	660	MERCURY GEN GRP	341	248	75.55	75.55	4.43	93.10
	8	150	OLD REPUBLIC GRP	272	381	43.32	43.32	3.54	96.64
	9	2538	AMTRUST NGH GRP	203	166	42.36	42.36	2.64	99.28
	10	4670	STARR GRP	92	25	93.92	96.10	1.19	100.00
			**STATE TOTAL **	7,695	7,194	51.35	50.96	100.00	100.00
Alaska	1	79	ALLY INS HOLDINGS GRP	2,739	1,115	76.71	76.71	57.90	57.90
	2	660	MERCURY GEN GRP	1,276	961	51.92	51.88	26.99	84.89
	3	19631	AMERICAN ROAD INS CO	380	421	81.65	81.65	8.03	92.92
	4	19	ASSURANT INC GRP	245	191	55.77	55.77	5.18	98.10
	5	140	NATIONWIDE CORP GRP	57	793	68.12	68.12	1.21	99.31
	6	471	WELLS FARGO GRP	10	35	36.88	37.51	0.21	99.52
	7	150	OLD REPUBLIC GRP	7	2	31.96	31.96	0.15	99.67
	8	84	AMERICAN FINANCIAL GRP	5	3	3.05	3.05	0.11	99.77
	9	4254	THE WARRANTY GRP	3	6	0.00	0.00	0.06	99.83
	10	212	ZURICH INS GRP	2	14	71.24	71.89	0.05	99.88
			**STATE TOTAL **	4,730	3,580	66.54	66.11	100.00	100.00
Arizona	1	458	PROTECTIVE LIFE INS GRP	6,314	5,482	99.16	99.16	31.98	31.98
	2	12	AMERICAN INTL GRP	4,053	13,504	2.61	2.61	20.53	52.51
	3	212	ZURICH INS GRP	3,629	2,522	69.60	70.04	18.39	70.90
	4	660	MERCURY GEN GRP	1,955	989	140.43	140.43	9.90	80.80
	5	471	WELLS FARGO GRP	1,291	779	73.51	74.55	6.54	87.34
	6	16705	DEALERS ASSUR CO	670	633	51.07	51.07	3.39	90.73
	7	17	LIFE OF THE SOUTH CORP GRP	472	174	39.45	39.57	2.39	93.12
	8	140	NATIONWIDE CORP GRP	439	1,012	126.97	126.97	2.22	95.35
	9	2538	AMTRUST NGH GRP	367	229	53.62	53.62	1.86	97.21
	10	150	OLD REPUBLIC GRP	288	587	100.21	100.21	1.46	98.67
			**STATE TOTAL **	19,741	26,859	46.73	46.60	100.00	100.00
Arkansas	1	16705	DEALERS ASSUR CO	2,629	2,320	58.32	58.32	60.57	60.57
	2	212	ZURICH INS GRP	1,137	690	42.33	42.39	26.19	86.76
	3	140	NATIONWIDE CORP GRP	116	179	66.16	66.16	2.68	89.44
	4	17	LIFE OF THE SOUTH CORP GRP	113	48	80.04	80.99	2.60	92.04
	5	471	WELLS FARGO GRP	73	52	66.12	66.33	1.69	93.74
	6	218	CNA INS GRP	67	3	51.07	51.07	1.53	95.27
	7	2538	AMTRUST NGH GRP	66	62	41.77	41.77	1.52	96.79
	8	150	OLD REPUBLIC GRP	42	30	77.94	77.94	0.96	97.75
	9	660	MERCURY GEN GRP	38	33	58.88	58.88	0.88	98.63
	10	281	JM FAMILY GRP	35	4	5.87	5.95	0.82	99.45
			**STATE TOTAL **	4,341	5,669	35.88	35.69	100.00	100.00
California	1	2538	AMTRUST NGH GRP	29,560	20,934	33.12	33.12	23.97	23.97
	2	212	ZURICH INS GRP	19,257	16,867	88.04	89.15	15.61	39.58
	3	16705	DEALERS ASSUR CO	11,400	10,660	42.74	42.74	9.24	48.82
	4	660	MERCURY GEN GRP	11,033	9,275	75.16	75.16	8.94	57.77
	5	471	WELLS FARGO GRP	10,781	9,596	98.50	100.45	8.74	66.51
	6	281	JM FAMILY GRP	7,524	5,206	66.14	67.07	6.10	72.61
	7	150	OLD REPUBLIC GRP	7,471	2,421	75.85	75.85	6.06	78.66
	8	19	ASSURANT INC GRP	6,371	3,628	52.95	52.95	5.17	83.83
	9	12	AMERICAN INTL GRP	5,424	1,707	8.11	8.11	4.40	88.23
	10	4736	GGC GRP	4,757	3,947	43.19	43.58	3.86	92.08
			**STATE TOTAL **	123,342	101,894	64.60	61.44	100.00	100.00

**PROPERTY AND CASUALTY INSURANCE INDUSTRY
MARKET SHARE REPORT - TOTAL PREMIUM
BY GROUP
30 - WARRANTY**

May 15, 2014

STATE	Rank	Group/ Company Code	Group/ Company Name	Direct Premiums Written (000)	Direct Premiums Earned (000)	Direct Loss to EP Ratio	Direct Loss & DCC to EP Ratio	Market Share %	Cumulative Market Share %
Colorado	1	458	PROTECTIVE LIFE INS GRP	3,876	3,525	55.31	55.31	22.74	22.74
	2	16705	DEALERS ASSUR CO	3,644	9,801	48.45	48.45	21.38	44.11
	3	150	OLD REPUBLIC GRP	3,639	1,396	83.74	83.74	21.35	65.46
	4	212	ZURICH INS GRP	2,882	1,910	50.87	51.61	16.91	82.37
	5	471	WELLS FARGO GRP	1,517	1,855	53.93	54.80	8.90	91.26
	6	8	ALLSTATE INS GRP	508	2,520	38.36	38.36	2.98	94.25
	7	281	JM FAMILY GRP	430	248	28.66	29.06	2.52	96.77
	8	2538	AMTRUST NGH GRP	273	173	38.43	38.43	1.60	98.37
	9	140	NATIONWIDE CORP GRP	161	308	85.52	85.52	0.94	99.31
	10	84	AMERICAN FINANCIAL GRP	63	39	- 26.99	- 26.99	0.37	99.68
			STATE TOTAL	17,047	23,045	52.61	52.76	100.00	100.00
Connecticut	1	212	ZURICH INS GRP	7,230	3,940	49.73	49.93	53.25	53.25
	2	4670	STARR GRP	1,733	491	178.38	180.55	12.76	66.01
	3	471	WELLS FARGO GRP	1,729	1,822	70.63	71.63	12.73	78.74
	4	16705	DEALERS ASSUR CO	1,715	1,500	100.78	100.78	12.63	91.37
	5	2538	AMTRUST NGH GRP	447	318	39.53	39.53	3.29	94.67
	6	150	OLD REPUBLIC GRP	298	210	82.54	82.54	2.19	96.86
	7	140	NATIONWIDE CORP GRP	271	332	114.52	114.52	2.00	98.85
	8	17	LIFE OF THE SOUTH CORP GRP	77	22	147.12	147.40	0.57	99.42
	9	660	MERCURY GEN GRP	49	20	96.20	96.20	0.36	99.78
	10	79	ALLY INS HOLDINGS GRP	24	25	4.91	4.91	0.17	99.96
			STATE TOTAL	13,578	9,857	71.37	70.73	100.00	100.00
Delaware	1	212	ZURICH INS GRP	1,922	832	25.23	25.66	40.92	40.92
	2	16705	DEALERS ASSUR CO	935	570	59.40	59.40	19.92	60.83
	3	84	AMERICAN FINANCIAL GRP	734	542	57.30	57.30	15.62	76.45
	4	38	CHUBB INC GRP	622	617	69.35	78.53	13.25	89.70
	5	150	OLD REPUBLIC GRP	155	183	45.86	45.86	3.31	93.00
	6	4670	STARR GRP	135	38	161.67	163.85	2.88	95.89
	7	140	NATIONWIDE CORP GRP	123	204	106.53	106.53	2.62	98.50
	8	471	WELLS FARGO GRP	28	72	82.90	83.43	0.59	99.09
	9	2538	AMTRUST NGH GRP	20	19	7.71	7.71	0.43	99.53
	10	79	ALLY INS HOLDINGS GRP	19	21	19.65	19.65	0.41	99.93
			STATE TOTAL	4,697	3,258	54.80	56.70	100.00	100.00
District Of Columbia	1	38	CHUBB INC GRP	45	44	94.07	106.40	41.56	41.56
	2	212	ZURICH INS GRP	33	36	175.21	177.27	30.74	72.30
	3	4670	STARR GRP	28	8	218.91	221.08	25.42	97.72
	4	2538	AMTRUST NGH GRP	2	2	0.00	0.00	2.25	99.97
	5	19	ASSURANT INC GRP	0	0	0.00	0.00	0.07	100.00
	6	84	AMERICAN FINANCIAL GRP	0	0	- 3.45	- 3.45	0.01	100.00
			STATE TOTAL	109	110	127.87	133.82	100.00	100.00
Florida	1	281	JM FAMILY GRP	205,077	126,039	45.67	46.32	57.39	57.39
	2	79	ALLY INS HOLDINGS GRP	35,268	27,238	39.03	39.03	9.87	67.26
	3	12	AMERICAN INTL GRP	15,225	41,869	122.27	122.27	4.26	71.52
	4	2538	AMTRUST NGH GRP	14,906	11,656	46.69	46.69	4.17	75.69
	5	212	ZURICH INS GRP	14,886	11,718	69.94	70.86	4.17	79.86
	6	458	PROTECTIVE LIFE INS GRP	12,371	11,856	116.94	116.94	3.46	83.32
	7	37621	TOYOTA MOTOR INS CO	11,305	8,735	41.34	41.34	3.16	86.49
	8	669	ZALE CORP GRP	10,708	4,887	26.26	26.26	3.00	89.48
	9	218	CNA INS GRP	10,376	7,329	104.98	105.69	2.90	92.39
	10	19631	AMERICAN ROAD INS CO	6,974	10,237	24.11	24.11	1.95	94.34
			STATE TOTAL	357,324	277,317	62.32	62.69	100.00	100.00

**PROPERTY AND CASUALTY INSURANCE INDUSTRY
MARKET SHARE REPORT - TOTAL PREMIUM
BY GROUP
30 - WARRANTY**

May 15, 2014

STATE	Rank	Group/ Company Code	Group/ Company Name	Direct Premiums Written (000)	Direct Premiums Earned (000)	Direct Loss to EP Ratio	Direct Loss & DCC to EP Ratio	Market Share %	Cumulative Market Share %
Georgia	1	16705	DEALERS ASSUR CO	6,847	5,212	65.71	65.71	30.16	30.16
	2	471	WELLS FARGO GRP	4,569	3,601	40.46	41.05	20.13	50.29
	3	212	ZURICH INS GRP	4,552	4,212	76.64	77.61	20.05	70.34
	4	17	LIFE OF THE SOUTH CORP GRP	1,952	2,004	46.83	46.83	8.60	78.94
	5	660	MERCURY GEN GRP	931	1,153	79.55	79.55	4.10	83.05
	6	2538	AMTRUST NGH GRP	840	708	93.32	93.32	3.70	86.74
	7	150	OLD REPUBLIC GRP	739	2,065	56.16	56.16	3.25	90.00
	8	281	JM FAMILY GRP	726	118	57.20	58.01	3.20	93.20
	9	140	NATIONWIDE CORP GRP	619	605	79.87	79.87	2.73	95.92
	10	84	AMERICAN FINANCIAL GRP	335	536	6.99	6.99	1.48	97.40
			STATE TOTAL	22,700	21,595	60.46	60.81	100.00	100.00
Hawaii	1	471	WELLS FARGO GRP	2,002	1,640	66.52	67.42	61.46	61.46
	2	212	ZURICH INS GRP	926	2,068	85.30	85.37	28.42	89.88
	3	150	OLD REPUBLIC GRP	177	54	66.85	66.85	5.42	95.29
	4	2538	AMTRUST NGH GRP	120	85	42.17	42.17	3.68	98.97
	5	84	AMERICAN FINANCIAL GRP	24	30	- 10.92	- 10.92	0.75	99.72
	6	4670	STARR GRP	10	3	91.57	93.75	0.31	100.00
	7	140	NATIONWIDE CORP GRP	2	60	118.33	118.33	0.06	100.00
	8	697	VAN ENT GRP	1	0	0.00	0.00	0.04	100.00
	9	281	JM FAMILY GRP	0	1	0.00	0.00	0.01	100.00
	10	19	ASSURANT INC GRP	0	0	0.00	0.00	0.00	100.00
			STATE TOTAL	3,258	4,200	77.78	77.90	100.00	100.00
Idaho	1	212	ZURICH INS GRP	1,299	747	97.89	98.84	41.13	41.13
	2	150	OLD REPUBLIC GRP	928	320	37.90	37.90	29.40	70.53
	3	19	ASSURANT INC GRP	325	101	33.56	33.56	10.30	80.82
	4	471	WELLS FARGO GRP	233	366	48.60	50.14	7.37	88.20
	5	2538	AMTRUST NGH GRP	97	90	33.71	33.71	3.08	91.27
	6	4670	STARR GRP	94	25	617.16	619.37	2.97	94.25
	7	660	MERCURY GEN GRP	91	247	37.90	37.90	2.89	97.14
	8	16705	DEALERS ASSUR CO	52	20	43.44	43.44	1.64	98.78
	9	281	JM FAMILY GRP	30	30	45.39	46.04	0.94	99.72
	10	140	NATIONWIDE CORP GRP	12	63	36.04	36.04	0.36	100.00
			STATE TOTAL	3,158	4,477	73.90	74.11	100.00	100.00
Illinois	1	12	AMERICAN INTL GRP	205,914	564,953	98.83	98.83	68.50	68.50
	2	8	ALLSTATE INS GRP	49,456	14,962	33.56	33.96	16.45	84.95
	3	458	PROTECTIVE LIFE INS GRP	20,529	13,348	61.96	61.96	6.83	91.78
	4	212	ZURICH INS GRP	8,570	5,867	81.73	83.17	2.85	94.63
	5	2538	AMTRUST NGH GRP	6,767	2,487	31.26	31.26	2.25	96.89
	6	471	WELLS FARGO GRP	2,750	3,079	78.56	79.37	0.91	97.80
	7	4670	STARR GRP	1,743	616	79.44	81.62	0.58	98.38
	8	16705	DEALERS ASSUR CO	1,405	1,029	69.88	69.88	0.47	98.85
	9	150	OLD REPUBLIC GRP	1,295	1,689	70.11	70.11	0.43	99.28
	10	17	LIFE OF THE SOUTH CORP GRP	683	292	99.32	101.13	0.23	99.51
			STATE TOTAL	300,596	611,395	95.90	95.93	100.00	100.00
Indiana	1	12	AMERICAN INTL GRP	28,755	25,982	63.89	63.89	72.36	72.36
	2	212	ZURICH INS GRP	7,238	5,339	41.40	41.49	18.21	90.57
	3	16705	DEALERS ASSUR CO	1,018	591	74.42	74.42	2.56	93.13
	4	140	NATIONWIDE CORP GRP	830	921	100.18	100.18	2.09	95.22
	5	150	OLD REPUBLIC GRP	673	494	45.36	45.36	1.69	96.92
	6	2538	AMTRUST NGH GRP	468	372	25.05	25.05	1.18	98.10
	7	471	WELLS FARGO GRP	252	457	59.46	60.32	0.63	98.73
	8	660	MERCURY GEN GRP	252	396	112.64	112.64	0.63	99.36
	9	4670	STARR GRP	78	23	117.18	119.33	0.20	99.56
	10	84	AMERICAN FINANCIAL GRP	66	107	- 14.00	- 14.00	0.17	99.73
			STATE TOTAL	39,738	35,904	59.47	59.50	100.00	100.00

PROPERTY AND CASUALTY INSURANCE INDUSTRY
MARKET SHARE REPORT - TOTAL PREMIUM
BY GROUP
30 - WARRANTY

May 15, 2014

STATE	Rank	Group/ Company Code	Group/ Company Name	Direct Premiums Written (000)	Direct Premiums Earned (000)	Direct Loss to EP Ratio	Direct Loss & DCC to EP Ratio	Market Share %	Cumulative Market Share %
Iowa	1	212	ZURICH INS GRP	1,523	1,091	44.63	44.79	50.48	50.48
	2	140	NATIONWIDE CORP GRP	616	753	99.10	99.10	20.43	70.91
	3	16705	DEALERS ASSUR CO	340	265	63.33	63.33	11.28	82.19
	4	2538	AMTRUST NGH GRP	175	148	34.63	34.63	5.82	88.01
	5	150	OLD REPUBLIC GRP	141	312	44.92	44.92	4.67	92.69
	6	4670	STARR GRP	127	36	382.20	384.36	4.20	96.88
	7	79	ALLY INS HOLDINGS GRP	43	45	1.48	1.48	1.42	98.30
	8	471	WELLS FARGO GRP	32	85	76.39	77.88	1.05	99.35
	9	660	MERCURY GEN GRP	12	124	99.39	99.39	0.41	99.76
	10	281	JM FAMILY GRP	11	9	204.48	207.36	0.35	100.00
			**STATE TOTAL **	3,017	4,715	44.21	44.28	100.00	100.00
Kansas	1	697	VAN ENT GRP	111,043	82,966	47.76	47.76	94.36	94.36
	2	212	ZURICH INS GRP	4,542	2,645	-268.98	-268.84	3.86	98.22
	3	8	ALLSTATE INS GRP	1,186	4,402	7.60	7.60	1.01	99.23
	4	471	WELLS FARGO GRP	253	437	53.04	53.54	0.22	99.44
	5	150	OLD REPUBLIC GRP	242	235	59.82	59.82	0.21	99.65
	6	2538	AMTRUST NGH GRP	141	113	37.04	37.04	0.12	99.77
	7	16705	DEALERS ASSUR CO	85	178	32.28	32.28	0.07	99.84
	8	140	NATIONWIDE CORP GRP	72	77	62.91	62.91	0.06	99.90
	9	84	AMERICAN FINANCIAL GRP	40	39	4.26	4.26	0.03	99.93
	10	79	ALLY INS HOLDINGS GRP	35	39	28.89	28.89	0.03	99.96
			**STATE TOTAL **	117,682	91,656	36.73	36.74	100.00	100.00
Kentucky	1	212	ZURICH INS GRP	6,512	3,939	46.23	46.48	62.26	62.26
	2	471	WELLS FARGO GRP	1,600	1,430	45.60	46.10	15.30	77.56
	3	140	NATIONWIDE CORP GRP	675	1,019	46.12	46.12	6.45	84.01
	4	16705	DEALERS ASSUR CO	556	403	53.20	53.20	5.32	89.33
	5	2538	AMTRUST NGH GRP	346	294	28.07	28.07	3.31	92.64
	6	19	ASSURANT INC GRP	287	170	69.88	69.88	2.75	95.38
	7	84	AMERICAN FINANCIAL GRP	259	121	- 2.25	- 2.25	2.47	97.86
	8	150	OLD REPUBLIC GRP	78	112	34.72	34.72	0.75	98.61
	9	4670	STARR GRP	65	22	100.03	102.20	0.62	99.23
	10	660	MERCURY GEN GRP	53	91	50.39	50.39	0.50	99.73
			**STATE TOTAL **	10,458	8,925	41.38	41.61	100.00	100.00
Louisiana	1	79	ALLY INS HOLDINGS GRP	5,516	1,803	40.69	40.49	42.80	42.80
	2	212	ZURICH INS GRP	3,422	2,314	94.80	96.20	26.55	69.35
	3	16705	DEALERS ASSUR CO	1,716	1,677	71.74	71.74	13.32	82.67
	4	660	MERCURY GEN GRP	848	722	75.29	75.29	6.58	89.25
	5	140	NATIONWIDE CORP GRP	817	395	180.90	180.90	6.34	95.59
	6	2538	AMTRUST NGH GRP	323	188	51.13	51.13	2.51	98.10
	7	150	OLD REPUBLIC GRP	191	113	49.39	49.39	1.49	99.59
	8	84	AMERICAN FINANCIAL GRP	27	20	1.37	1.37	0.21	99.80
	9	4670	STARR GRP	22	7	191.45	193.55	0.17	99.97
	10	281	JM FAMILY GRP	20	12	166.99	169.35	0.15	100.00
			**STATE TOTAL **	12,887	8,244	76.69	76.72	100.00	100.00
Maine	1	212	ZURICH INS GRP	1,184	1,181	59.65	59.87	31.98	31.98
	2	458	PROTECTIVE LIFE INS GRP	1,010	968	53.58	53.58	27.29	59.27
	3	471	WELLS FARGO GRP	876	1,038	58.83	59.70	23.66	82.93
	4	16705	DEALERS ASSUR CO	438	400	54.19	54.19	11.83	94.76
	5	2538	AMTRUST NGH GRP	107	58	27.65	27.65	2.89	97.65
	6	150	OLD REPUBLIC GRP	53	100	37.85	37.85	1.43	99.08
	7	84	AMERICAN FINANCIAL GRP	52	57	7.06	7.06	1.40	100.00
	8	4670	STARR GRP	46	13	159.25	161.42	1.25	100.00
	9	140	NATIONWIDE CORP GRP	31	61	121.46	121.46	0.83	100.00
	10	17	LIFE OF THE SOUTH CORP GRP	2	0	15.19	15.40	0.05	100.00
			**STATE TOTAL **	3,701	5,823	49.85	50.14	100.00	100.00

PROPERTY AND CASUALTY INSURANCE INDUSTRY
MARKET SHARE REPORT - TOTAL PREMIUM
BY GROUP
30 - WARRANTY

May 15, 2014

STATE	Rank	Group/ Company Code	Group/ Company Name	Direct Premiums Written (000)	Direct Premiums Earned (000)	Direct Loss to EP Ratio	Direct Loss & DCC to EP Ratio	Market Share %	Cumulative Market Share %
Maryland	1	212	ZURICH INS GRP	10,377	5,394	51.33	51.62	64.41	64.41
	2	16705	DEALERS ASSUR CO	1,842	1,441	77.17	77.17	11.43	75.84
	3	471	WELLS FARGO GRP	1,157	1,139	60.21	61.24	7.18	83.03
	4	140	NATIONWIDE CORP GRP	861	1,080	112.38	112.38	5.34	88.37
	5	84	AMERICAN FINANCIAL GRP	513	202	2.83	2.83	3.18	91.55
	6	281	JM FAMILY GRP	295	123	131.40	133.26	1.83	93.39
	7	218	CNA INS GRP	293	10	53.60	53.60	1.82	95.21
	8	150	OLD REPUBLIC GRP	282	161	89.33	89.33	1.75	96.96
	9	2538	AMTRUST NGH GRP	268	153	63.26	63.26	1.66	98.62
	10	4670	STARR GRP	127	37	170.30	172.42	0.79	99.41
			**STATE TOTAL **	16,112	11,982	58.31	58.59	100.00	100.00
Massachusetts	1	212	ZURICH INS GRP	4,241	4,102	75.32	75.75	44.23	44.23
	2	471	WELLS FARGO GRP	2,804	3,542	64.20	64.83	29.24	73.47
	3	16705	DEALERS ASSUR CO	1,679	1,211	90.84	90.84	17.51	90.98
	4	4670	STARR GRP	1,051	293	196.43	198.62	10.97	100.00
	5	19	ASSURANT INC GRP	650	313	53.90	53.90	6.78	100.00
	6	19631	AMERICAN ROAD INS CO	606	667	59.40	59.40	6.32	100.00
	7	150	OLD REPUBLIC GRP	590	187	108.14	108.14	6.15	100.00
	8	140	NATIONWIDE CORP GRP	427	509	144.91	144.91	4.45	100.00
	9	281	JM FAMILY GRP	71	45	190.10	192.78	0.74	100.00
	10	84	AMERICAN FINANCIAL GRP	66	55	0.11	0.11	0.69	100.00
			**STATE TOTAL **	9,589	17,332	17.66	17.95	100.00	100.00
Michigan	1	79	ALLY INS HOLDINGS GRP	322,840	324,844	56.64	56.64	63.56	63.56
	2	19631	AMERICAN ROAD INS CO	146,693	92,072	46.25	46.25	28.88	92.44
	3	2538	AMTRUST NGH GRP	14,741	11,345	96.04	96.04	2.90	95.34
	4	212	ZURICH INS GRP	9,875	6,057	40.39	40.86	1.94	97.28
	5	16705	DEALERS ASSUR CO	6,985	6,060	140.16	140.16	1.38	98.66
	6	458	PROTECTIVE LIFE INS GRP	2,448	1,733	60.33	60.33	0.48	99.14
	7	140	NATIONWIDE CORP GRP	1,538	1,864	197.43	197.43	0.30	99.44
	8	150	OLD REPUBLIC GRP	1,205	983	133.15	133.15	0.24	99.68
	9	471	WELLS FARGO GRP	784	1,183	63.51	64.49	0.15	99.84
	10	4670	STARR GRP	579	171	240.33	242.48	0.11	99.95
			**STATE TOTAL **	507,940	448,912	57.04	57.05	100.00	100.00
Minnesota	1	212	ZURICH INS GRP	9,926	4,735	68.63	69.01	49.95	49.95
	2	12	AMERICAN INTL GRP	3,584	6,654	105.80	105.80	18.04	67.98
	3	218	CNA INS GRP	2,283	94	75.04	77.34	11.49	79.47
	4	471	WELLS FARGO GRP	1,449	3,293	106.62	108.84	7.29	86.76
	5	16705	DEALERS ASSUR CO	763	626	73.09	73.09	3.84	90.60
	6	2538	AMTRUST NGH GRP	576	471	42.96	42.96	2.90	93.50
	7	4670	STARR GRP	452	151	129.27	131.36	2.27	95.77
	8	140	NATIONWIDE CORP GRP	203	317	119.65	119.65	1.02	96.79
	9	17	LIFE OF THE SOUTH CORP GRP	174	26	66.02	66.17	0.87	97.67
	10	150	OLD REPUBLIC GRP	173	393	69.55	69.55	0.87	98.54
			**STATE TOTAL **	19,874	17,851	91.22	91.93	100.00	100.00
Mississippi	1	16705	DEALERS ASSUR CO	2,329	2,331	51.45	51.45	50.92	50.92
	2	660	MERCURY GEN GRP	845	904	78.27	78.17	18.47	69.39
	3	212	ZURICH INS GRP	590	256	46.96	47.06	12.89	82.28
	4	140	NATIONWIDE CORP GRP	315	482	76.97	76.97	6.88	89.16
	5	458	PROTECTIVE LIFE INS GRP	120	142	133.42	133.42	2.62	91.78
	6	471	WELLS FARGO GRP	112	150	64.76	66.04	2.46	94.24
	7	281	JM FAMILY GRP	101	2	21.58	21.91	2.21	96.45
	8	150	OLD REPUBLIC GRP	68	44	59.00	59.00	1.48	97.93
	9	4670	STARR GRP	30	8	105.75	107.94	0.65	98.59
	10	2538	AMTRUST NGH GRP	29	26	9.53	9.53	0.63	99.22
			**STATE TOTAL **	4,574	4,671	60.27	60.23	100.00	100.00

PROPERTY AND CASUALTY INSURANCE INDUSTRY
MARKET SHARE REPORT - TOTAL PREMIUM
BY GROUP
30 - WARRANTY

May 15, 2014

STATE	Rank	Group/ Company Code	Group/ Company Name	Direct Premiums Written (000)	Direct Premiums Earned (000)	Direct Loss to EP Ratio	Direct Loss & DCC to EP Ratio	Market Share %	Cumulative Market Share %
Missouri	1	8	ALLSTATE INS GRP	16,091	(6,625)	N/A	N/A	59.42	59.42
	2	212	ZURICH INS GRP	5,413	4,129	55.36	55.82	19.99	79.41
	3	458	PROTECTIVE LIFE INS GRP	1,343	3,870	72.70	72.70	4.96	84.37
	4	16705	DEALERS ASSUR CO	1,135	1,302	57.83	57.83	4.19	88.56
	5	471	WELLS FARGO GRP	674	737	45.46	46.26	2.49	91.05
	6	2538	AMTRUST NGH GRP	662	493	75.17	75.17	2.44	93.49
	7	79	ALLY INS HOLDINGS GRP	315	285	15.51	15.51	1.16	94.65
	8	660	MERCURY GEN GRP	275	221	89.31	89.21	1.01	95.67
	9	17	LIFE OF THE SOUTH CORP GRP	271	173	151.93	154.35	1.00	96.67
	10	140	NATIONWIDE CORP GRP	251	314	77.88	77.88	0.93	97.59
			STATE TOTAL	27,081	6,719	276.31	277.55	100.00	100.00
Montana	1	212	ZURICH INS GRP	553	585	48.33	48.37	39.72	39.72
	2	660	MERCURY GEN GRP	334	372	84.01	83.91	24.00	63.72
	3	16705	DEALERS ASSUR CO	272	330	48.07	48.07	19.53	83.25
	4	4670	STARR GRP	70	19	144.33	146.53	5.03	88.28
	5	2538	AMTRUST NGH GRP	66	102	30.12	30.12	4.77	93.04
	6	471	WELLS FARGO GRP	44	156	78.40	80.48	3.17	96.21
	7	281	JM FAMILY GRP	16	16	50.04	50.74	1.17	97.38
	8	150	OLD REPUBLIC GRP	13	7	53.54	53.54	0.90	98.28
	9	84	AMERICAN FINANCIAL GRP	7	53	8.28	8.28	0.52	98.80
	10	140	NATIONWIDE CORP GRP	6	98	51.42	51.42	0.42	99.22
			STATE TOTAL	1,393	1,940	53.02	53.01	100.00	100.00
Nebraska	1	218	CNA INS GRP	1,837	1,540	51.15	51.38	52.89	52.89
	2	458	PROTECTIVE LIFE INS GRP	636	521	59.93	59.93	18.31	71.20
	3	16705	DEALERS ASSUR CO	299	528	45.64	45.64	8.61	79.81
	4	212	ZURICH INS GRP	273	312	127.53	129.55	7.86	87.67
	5	140	NATIONWIDE CORP GRP	192	233	112.92	112.92	5.52	93.19
	6	660	MERCURY GEN GRP	125	157	61.05	60.95	3.60	96.79
	7	150	OLD REPUBLIC GRP	75	46	46.46	46.46	2.17	98.96
	8	471	WELLS FARGO GRP	36	110	50.21	51.28	1.04	100.00
	9	79	ALLY INS HOLDINGS GRP	12	15	1.89	1.89	0.34	100.00
	10	281	JM FAMILY GRP	9	9	- 1.29	- 1.32	0.26	100.00
			STATE TOTAL	3,473	9,295	22.41	22.57	100.00	100.00
Nevada	1	212	ZURICH INS GRP	2,154	1,877	126.36	128.89	38.55	38.55
	2	458	PROTECTIVE LIFE INS GRP	1,141	1,259	144.43	144.43	20.43	58.98
	3	471	WELLS FARGO GRP	660	794	80.03	81.30	11.81	70.79
	4	32107	SUTTER INS CO	646	550	52.69	52.69	11.56	82.35
	5	16705	DEALERS ASSUR CO	423	336	92.06	92.06	7.57	89.93
	6	79	ALLY INS HOLDINGS GRP	149	151	8.78	8.78	2.67	92.60
	7	150	OLD REPUBLIC GRP	128	138	85.77	85.77	2.28	94.88
	8	660	MERCURY GEN GRP	127	69	137.16	136.95	2.28	97.16
	9	140	NATIONWIDE CORP GRP	98	89	93.13	93.13	1.75	98.91
	10	218	CNA INS GRP	29	15	209.71	213.57	0.52	99.43
			STATE TOTAL	5,587	5,761	106.60	107.19	100.00	100.00
New Hampshire	1	212	ZURICH INS GRP	3,705	2,399	56.24	56.47	59.90	59.90
	2	4670	STARR GRP	634	177	173.40	175.58	10.25	70.15
	3	471	WELLS FARGO GRP	573	940	56.12	56.89	9.26	79.41
	4	16705	DEALERS ASSUR CO	491	383	62.98	62.98	7.93	87.35
	5	281	JM FAMILY GRP	345	157	48.83	49.52	5.58	92.92
	6	8	ALLSTATE INS GRP	179	123	62.64	62.64	2.90	95.82
	7	2538	AMTRUST NGH GRP	157	43	54.39	54.39	2.53	98.35
	8	140	NATIONWIDE CORP GRP	64	147	67.11	67.11	1.03	99.38
	9	150	OLD REPUBLIC GRP	21	19	18.83	18.83	0.34	99.73
	10	79	ALLY INS HOLDINGS GRP	13	16	22.83	22.83	0.21	99.94
			STATE TOTAL	6,185	4,748	60.42	60.84	100.00	100.00

PROPERTY AND CASUALTY INSURANCE INDUSTRY
MARKET SHARE REPORT - TOTAL PREMIUM
BY GROUP
30 - WARRANTY

May 15, 2014

STATE	Rank	Group/ Company Code	Group/ Company Name	Direct Premiums Written (000)	Direct Premiums Earned (000)	Direct Loss to EP Ratio	Direct Loss & DCC to EP Ratio	Market Share %	Cumulative Market Share %
New Jersey	1	212	ZURICH INS GRP	10,145	9,383	71.62	72.33	37.29	37.29
	2	4670	STARR GRP	3,648	1,017	147.33	149.49	13.41	50.69
	3	218	CNA INS GRP	2,788	1,159	69.84	70.53	10.25	60.94
	4	16705	DEALERS ASSUR CO	2,040	1,308	77.91	77.91	7.50	68.44
	5	140	NATIONWIDE CORP GRP	1,948	1,809	108.21	108.21	7.16	75.60
	6	471	WELLS FARGO GRP	1,708	2,225	77.96	78.91	6.28	81.88
	7	2538	AMTRUST NGH GRP	1,318	1,333	27.92	27.92	4.84	86.72
	8	19631	AMERICAN ROAD INS CO	1,170	1,122	52.38	52.38	4.30	91.02
	9	150	OLD REPUBLIC GRP	900	421	78.39	78.39	3.31	94.33
	10	281	JM FAMILY GRP	825	2,522	48.52	49.20	3.03	97.36
			**STATE TOTAL **	27,210	24,350	70.58	71.23	100.00	100.00
New Mexico	1	16705	DEALERS ASSUR CO	2,623	2,711	9.41	9.41	56.22	56.22
	2	212	ZURICH INS GRP	1,093	977	40.95	41.13	23.43	79.64
	3	660	MERCURY GEN GRP	388	470	63.30	63.22	8.31	87.95
	4	2538	AMTRUST NGH GRP	213	199	- 13.55	- 13.55	4.56	92.51
	5	471	WELLS FARGO GRP	76	283	33.62	33.98	1.64	94.15
	6	27499	SOUTHWEST GEN INS CO	73	67	19.73	19.73	1.56	95.71
	7	140	NATIONWIDE CORP GRP	71	105	72.61	72.61	1.53	97.24
	8	150	OLD REPUBLIC GRP	53	58	50.40	50.40	1.14	98.38
	9	281	JM FAMILY GRP	38	12	116.97	118.62	0.82	99.20
	10	84	AMERICAN FINANCIAL GRP	19	8	- 1.47	- 1.47	0.41	99.61
			**STATE TOTAL **	4,666	5,420	27.49	27.56	100.00	100.00
New York	1	2538	AMTRUST NGH GRP	47,256	34,809	86.17	86.17	54.11	54.11
	2	212	ZURICH INS GRP	17,532	14,042	58.38	58.94	20.07	74.18
	3	16705	DEALERS ASSUR CO	6,349	4,426	121.05	121.05	7.27	81.45
	4	471	WELLS FARGO GRP	4,298	4,837	65.70	66.36	4.92	86.37
	5	150	OLD REPUBLIC GRP	3,460	3,042	88.61	88.61	3.96	90.33
	6	4670	STARR GRP	2,691	808	137.70	139.87	3.08	93.41
	7	626	ACE LTD GRP	2,641	2,862	83.76	83.76	3.02	96.44
	8	140	NATIONWIDE CORP GRP	2,463	3,116	190.10	190.10	2.82	99.25
	9	84	AMERICAN FINANCIAL GRP	328	609	- 9.78	- 9.78	0.38	99.63
	10	27502	WESTERN GEN INS CO	220	100	84.31	84.31	0.25	99.88
			**STATE TOTAL **	87,341	70,899	84.74	85.21	100.00	100.00
North Carolina	1	2538	AMTRUST NGH GRP	13,282	6,374	76.79	76.79	35.57	35.57
	2	212	ZURICH INS GRP	9,732	5,641	48.44	48.61	26.07	61.64
	3	16705	DEALERS ASSUR CO	5,597	3,864	41.41	41.41	14.99	76.63
	4	471	WELLS FARGO GRP	2,974	4,109	36.21	36.67	7.96	84.60
	5	218	CNA INS GRP	2,893	226	85.78	86.25	7.75	92.34
	6	17	LIFE OF THE SOUTH CORP GRP	697	1,002	135.86	136.41	1.87	94.21
	7	140	NATIONWIDE CORP GRP	566	814	76.77	76.77	1.52	95.73
	8	150	OLD REPUBLIC GRP	522	407	51.82	51.82	1.40	97.13
	9	281	JM FAMILY GRP	473	152	54.85	55.62	1.27	98.39
	10	660	MERCURY GEN GRP	248	57	87.23	87.13	0.67	99.06
			**STATE TOTAL **	37,336	24,732	58.66	58.75	100.00	100.00
North Dakota	1	212	ZURICH INS GRP	477	226	69.00	69.82	56.74	56.74
	2	16705	DEALERS ASSUR CO	194	127	65.84	65.84	23.12	79.86
	3	660	MERCURY GEN GRP	55	86	64.00	63.90	6.51	86.37
	4	471	WELLS FARGO GRP	42	44	81.16	81.71	5.02	91.39
	5	218	CNA INS GRP	33	31	65.08	65.08	3.96	95.35
	6	2538	AMTRUST NGH GRP	26	21	1.75	1.75	3.12	98.47
	7	150	OLD REPUBLIC GRP	5	4	111.82	111.82	0.61	99.08
	8	140	NATIONWIDE CORP GRP	2	16	115.17	115.17	0.28	99.36
	9	79	ALLY INS HOLDINGS GRP	2	2	0.00	0.00	0.24	99.60
	10	84	AMERICAN FINANCIAL GRP	2	2	- 51.77	- 51.77	0.18	99.78
			**STATE TOTAL **	840	608	66.48	66.47	100.00	100.00

PROPERTY AND CASUALTY INSURANCE INDUSTRY
MARKET SHARE REPORT - TOTAL PREMIUM
BY GROUP
30 - WARRANTY

May 15, 2014

STATE	Rank	Group/ Company Code	Group/ Company Name	Direct Premiums Written (000)	Direct Premiums Earned (000)	Direct Loss to EP Ratio	Direct Loss & DCC to EP Ratio	Market Share %	Cumulative Market Share %
Ohio	1	8	ALLSTATE INS GRP	20,086	(20,225)	N/A	N/A	52.99	52.99
	2	212	ZURICH INS GRP	6,470	4,309	52.92	53.49	17.07	70.06
	3	16705	DEALERS ASSUR CO	3,462	2,929	56.05	56.05	9.13	79.20
	4	471	WELLS FARGO GRP	3,168	3,411	50.59	50.99	8.36	87.56
	5	140	NATIONWIDE CORP GRP	1,371	2,093	107.52	107.52	3.62	91.18
	6	2538	AMTRUST NGH GRP	860	843	28.62	28.62	2.27	93.44
	7	150	OLD REPUBLIC GRP	837	1,341	52.69	52.69	2.21	95.65
	8	4670	STARR GRP	785	225	120.04	122.22	2.07	97.72
	9	84	AMERICAN FINANCIAL GRP	333	247	- 13.50	- 13.50	0.88	98.60
	10	218	CNA INS GRP	228	7	56.88	56.88	0.60	99.20
			**STATE TOTAL **	37,903	(1,961)	N/A	N/A	100.00	100.00
Oklahoma	1	660	MERCURY GEN GRP	2,655	2,098	78.69	78.58	24.24	24.24
	2	212	ZURICH INS GRP	2,628	2,675	52.66	53.11	24.00	48.25
	3	669	ZALE CORP GRP	2,608	1,105	27.91	27.91	23.82	72.06
	4	2538	AMTRUST NGH GRP	989	1,122	8.84	8.84	9.04	81.10
	5	471	WELLS FARGO GRP	626	398	57.19	58.35	5.72	86.82
	6	8	ALLSTATE INS GRP	528	17,522	0.18	0.18	4.83	91.65
	7	16705	DEALERS ASSUR CO	434	401	61.21	61.21	3.96	95.61
	8	140	NATIONWIDE CORP GRP	257	315	62.17	62.17	2.35	97.95
	9	150	OLD REPUBLIC GRP	136	78	91.62	91.62	1.24	99.19
	10	79	ALLY INS HOLDINGS GRP	56	62	23.13	23.13	0.51	99.70
			**STATE TOTAL **	10,949	26,766	17.08	17.11	100.00	100.00
Oregon	1	19	ASSURANT INC GRP	3,567	1,971	35.57	35.57	37.11	37.11
	2	150	OLD REPUBLIC GRP	2,111	987	33.85	33.85	21.97	59.07
	3	471	WELLS FARGO GRP	1,114	972	63.21	64.33	11.59	70.66
	4	212	ZURICH INS GRP	747	565	54.46	54.81	7.77	78.43
	5	660	MERCURY GEN GRP	541	689	49.77	49.71	5.63	84.06
	6	140	NATIONWIDE CORP GRP	488	400	56.38	56.38	5.07	89.13
	7	32107	SUTTER INS CO	385	457	60.82	60.82	4.01	93.14
	8	281	JM FAMILY GRP	247	43	36.60	37.11	2.57	95.71
	9	2538	AMTRUST NGH GRP	152	158	22.60	22.60	1.58	97.29
	10	4736	GGC GRP	115	96	10.64	10.64	1.20	98.49
			**STATE TOTAL **	9,612	7,079	44.01	44.21	100.00	100.00
Pennsylvania	1	212	ZURICH INS GRP	36,609	25,909	51.67	51.82	64.26	64.26
	2	2538	AMTRUST NGH GRP	6,566	4,386	53.03	53.03	11.52	75.78
	3	16705	DEALERS ASSUR CO	5,084	4,027	53.32	53.32	8.92	84.70
	4	471	WELLS FARGO GRP	2,983	2,801	55.74	56.35	5.24	89.94
	5	140	NATIONWIDE CORP GRP	1,761	2,464	113.21	113.21	3.09	93.03
	6	111	LIBERTY MUT GRP	1,284	1,739	49.46	72.74	2.25	95.29
	7	150	OLD REPUBLIC GRP	1,152	974	42.54	42.54	2.02	97.31
	8	4670	STARR GRP	572	167	141.04	143.21	1.00	98.31
	9	281	JM FAMILY GRP	292	216	90.18	91.45	0.51	98.82
	10	79	ALLY INS HOLDINGS GRP	240	260	13.25	13.10	0.42	99.25
			**STATE TOTAL **	56,973	45,134	55.77	56.83	100.00	100.00
Rhode Island	1	212	ZURICH INS GRP	911	568	81.13	81.22	67.60	67.60
	2	140	NATIONWIDE CORP GRP	97	113	160.21	160.21	7.23	74.83
	3	16705	DEALERS ASSUR CO	88	68	65.90	65.90	6.54	81.37
	4	471	WELLS FARGO GRP	77	148	116.43	117.73	5.69	87.05
	5	150	OLD REPUBLIC GRP	72	32	104.38	104.38	5.31	92.37
	6	2538	AMTRUST NGH GRP	47	38	10.07	10.07	3.46	95.83
	7	4670	STARR GRP	28	7	369.76	371.97	2.07	97.90
	8	79	ALLY INS HOLDINGS GRP	24	25	19.78	19.78	1.81	99.72
	9	281	JM FAMILY GRP	6	6	133.09	134.96	0.41	100.00
	10	84	AMERICAN FINANCIAL GRP	1	1	- 45.54	- 45.54	0.06	100.00
			**STATE TOTAL **	1,347	1,159	88.51	88.81	100.00	100.00

PROPERTY AND CASUALTY INSURANCE INDUSTRY
MARKET SHARE REPORT - TOTAL PREMIUM
BY GROUP
30 - WARRANTY

May 15, 2014

STATE	Rank	Group/ Company Code	Group/ Company Name	Direct Premiums Written (000)	Direct Premiums Earned (000)	Direct Loss to EP Ratio	Direct Loss & DCC to EP Ratio	Market Share %	Cumulative Market Share %
South Carolina	1	212	ZURICH INS GRP	3,088	1,732	60.05	60.63	51.40	51.40
	2	140	NATIONWIDE CORP GRP	831	982	71.85	71.85	13.83	65.23
	3	17	LIFE OF THE SOUTH CORP GRP	560	505	25.29	25.58	9.32	74.55
	4	471	WELLS FARGO GRP	434	366	52.59	53.16	7.23	81.78
	5	16705	DEALERS ASSUR CO	296	231	74.24	74.24	4.92	86.70
	6	281	JM FAMILY GRP	243	58	82.13	83.29	4.04	90.74
	7	458	PROTECTIVE LIFE INS GRP	182	127	99.04	99.04	3.04	93.78
	8	150	OLD REPUBLIC GRP	178	125	78.64	78.64	2.96	96.74
	9	2538	AMTRUST NGH GRP	88	77	24.98	24.98	1.47	98.21
	10	79	ALLY INS HOLDINGS GRP	51	49	13.50	13.50	0.86	99.06
			**STATE TOTAL **	6,007	4,801	57.47	57.79	100.00	100.00
South Dakota	1	212	ZURICH INS GRP	943	611	52.28	52.61	64.27	64.27
	2	4670	STARR GRP	395	106	192.02	194.22	26.91	91.18
	3	16705	DEALERS ASSUR CO	48	35	76.08	76.08	3.29	94.46
	4	471	WELLS FARGO GRP	46	37	59.60	59.95	3.11	97.57
	5	2538	AMTRUST NGH GRP	36	37	48.46	48.46	2.48	100.00
	6	218	CNA INS GRP	8	7	67.63	67.63	0.53	100.00
	7	150	OLD REPUBLIC GRP	5	5	24.88	24.88	0.35	100.00
	8	140	NATIONWIDE CORP GRP	4	21	39.30	39.30	0.29	100.00
	9	84	AMERICAN FINANCIAL GRP	2	15	- 5.24	- 5.24	0.11	100.00
	10	19	ASSURANT INC GRP	0	1	- 0.57	- 0.57	0.02	100.00
			**STATE TOTAL **	1,467	1,159	65.52	65.82	100.00	100.00
Tennessee	1	2538	AMTRUST NGH GRP	34,628	18,595	79.60	79.60	78.64	78.64
	2	212	ZURICH INS GRP	3,469	3,109	61.71	62.44	7.88	86.52
	3	16705	DEALERS ASSUR CO	1,951	1,941	52.16	52.16	4.43	90.95
	4	471	WELLS FARGO GRP	1,605	1,495	55.92	56.68	3.65	94.60
	5	458	PROTECTIVE LIFE INS GRP	1,079	939	65.82	65.82	2.45	97.05
	6	660	MERCURY GEN GRP	420	287	85.43	85.38	0.95	98.00
	7	150	OLD REPUBLIC GRP	301	222	42.21	42.21	0.68	98.69
	8	140	NATIONWIDE CORP GRP	262	342	53.30	53.30	0.59	99.28
	9	17	LIFE OF THE SOUTH CORP GRP	148	90	107.78	110.45	0.34	99.62
	10	84	AMERICAN FINANCIAL GRP	77	53	- 4.40	- 4.40	0.17	99.79
			**STATE TOTAL **	44,031	28,781	70.35	70.48	100.00	100.00
Texas	1	2538	AMTRUST NGH GRP	123,762	83,790	80.14	80.14	56.62	56.62
	2	16705	DEALERS ASSUR CO	36,187	18,347	53.11	53.11	16.55	73.17
	3	212	ZURICH INS GRP	19,837	15,181	83.44	84.79	9.07	82.25
	4	660	MERCURY GEN GRP	10,616	9,796	93.40	93.29	4.86	87.10
	5	8	ALLSTATE INS GRP	7,237	14,779	4.99	4.99	3.31	90.41
	6	458	PROTECTIVE LIFE INS GRP	5,856	7,555	88.50	88.50	2.68	93.09
	7	471	WELLS FARGO GRP	3,789	3,634	62.66	63.57	1.73	94.83
	8	17	LIFE OF THE SOUTH CORP GRP	2,450	1,669	71.94	72.44	1.12	95.95
	9	1226	GEORGE A PARMER GRP	2,279	5,807	50.51	65.05	1.04	96.99
	10	150	OLD REPUBLIC GRP	1,895	6,081	58.03	58.03	0.87	97.86
			**STATE TOTAL **	218,593	173,575	70.08	70.71	100.00	100.00
Utah	1	2538	AMTRUST NGH GRP	12,874	3,395	57.87	57.87	57.58	57.58
	2	8	ALLSTATE INS GRP	6,675	53	1756.53	1756.53	29.85	87.43
	3	212	ZURICH INS GRP	1,597	1,224	63.51	63.56	7.14	94.58
	4	140	NATIONWIDE CORP GRP	498	409	80.81	80.81	2.23	96.80
	5	4670	STARR GRP	274	74	84.04	86.24	1.22	98.03
	6	660	MERCURY GEN GRP	218	153	86.04	85.97	0.97	99.00
	7	471	WELLS FARGO GRP	174	232	50.35	50.90	0.78	99.78
	8	17	LIFE OF THE SOUTH CORP GRP	135	81	52.65	52.82	0.60	100.00
	9	150	OLD REPUBLIC GRP	39	22	30.49	30.49	0.18	100.00
	10	79	ALLY INS HOLDINGS GRP	18	19	7.23	7.23	0.08	100.00
			**STATE TOTAL **	22,359	6,377	71.60	71.66	100.00	100.00

PROPERTY AND CASUALTY INSURANCE INDUSTRY
MARKET SHARE REPORT - TOTAL PREMIUM
BY GROUP
30 - WARRANTY

May 15, 2014

STATE	Rank	Group/ Company Code	Group/ Company Name	Direct Premiums Written (000)	Direct Premiums Earned (000)	Direct Loss to EP Ratio	Direct Loss & DCC to EP Ratio	Market Share %	Cumulative Market Share %
Vermont	1	471	WELLS FARGO GRP	644	877	66.63	67.34	29.62	29.62
	2	2538	AMTRUST NGH GRP	505	251	76.67	76.67	23.20	52.82
	3	8	ALLSTATE INS GRP	360	92	39.26	39.26	16.55	69.36
	4	16705	DEALERS ASSUR CO	357	318	70.01	70.01	16.40	85.77
	5	212	ZURICH INS GRP	262	230	116.68	117.89	12.06	97.82
	6	4670	STARR GRP	63	18	180.39	182.55	2.91	100.00
	7	140	NATIONWIDE CORP GRP	59	150	123.48	123.48	2.70	100.00
	8	79	ALLY INS HOLDINGS GRP	14	15	7.45	7.45	0.62	100.00
	9	84	AMERICAN FINANCIAL GRP	10	23	- 20.32	- 20.32	0.46	100.00
	10	17	LIFE OF THE SOUTH CORP GRP	6	2	314.25	323.38	0.29	100.00
			STATE TOTAL	2,176	1,983	80.13	80.65	100.00	100.00
Virginia	1	212	ZURICH INS GRP	9,834	7,141	69.15	69.93	48.79	48.79
	2	471	WELLS FARGO GRP	3,632	3,249	48.64	49.21	18.02	66.81
	3	660	MERCURY GEN GRP	1,602	1,093	77.50	77.42	7.95	74.76
	4	16705	DEALERS ASSUR CO	1,475	1,284	64.27	64.27	7.32	82.07
	5	2538	AMTRUST NGH GRP	1,179	878	13.24	13.24	5.85	87.92
	6	140	NATIONWIDE CORP GRP	643	635	103.15	103.15	3.19	91.12
	7	281	JM FAMILY GRP	515	334	78.42	79.52	2.55	93.67
	8	150	OLD REPUBLIC GRP	471	418	43.33	43.33	2.33	96.00
	9	4670	STARR GRP	310	86	145.84	148.03	1.54	97.54
	10	17	LIFE OF THE SOUTH CORP GRP	286	51	101.02	104.79	1.42	98.96
			STATE TOTAL	20,157	17,197	61.95	62.41	100.00	100.00
Washington	1	16705	DEALERS ASSUR CO	12,802	10,416	43.96	43.96	29.77	29.77
	2	212	ZURICH INS GRP	9,243	7,268	55.74	55.79	21.49	51.26
	3	458	PROTECTIVE LIFE INS GRP	7,183	3,933	65.96	65.96	16.70	67.97
	4	218	CNA INS GRP	5,662	4,601	61.90	62.40	13.17	81.13
	5	471	WELLS FARGO GRP	2,432	2,030	57.80	58.82	5.65	86.79
	6	32107	SUTTER INS CO	1,837	1,765	86.17	86.17	4.27	91.06
	7	140	NATIONWIDE CORP GRP	1,491	1,173	46.48	46.48	3.47	94.53
	8	150	OLD REPUBLIC GRP	1,174	87	57.06	57.06	2.73	97.26
	9	660	MERCURY GEN GRP	1,106	885	67.97	67.88	2.57	99.83
	10	4670	STARR GRP	119	14	71.41	73.55	0.28	100.00
			STATE TOTAL	43,004	34,764	54.93	55.51	100.00	100.00
West Virginia	1	471	WELLS FARGO GRP	1,848	1,308	43.83	44.39	52.71	52.71
	2	212	ZURICH INS GRP	699	436	135.54	137.07	19.93	72.64
	3	16705	DEALERS ASSUR CO	397	368	80.43	80.43	11.33	83.96
	4	140	NATIONWIDE CORP GRP	239	447	80.29	80.29	6.82	90.78
	5	2538	AMTRUST NGH GRP	128	107	7.17	7.17	3.64	94.42
	6	84	AMERICAN FINANCIAL GRP	69	58	0.85	0.85	1.97	96.40
	7	218	CNA INS GRP	40	35	85.84	85.84	1.14	97.54
	8	150	OLD REPUBLIC GRP	35	26	61.44	61.44	1.01	98.54
	9	79	ALLY INS HOLDINGS GRP	27	25	28.54	28.54	0.78	99.32
	10	4670	STARR GRP	21	6	143.96	146.15	0.60	99.92
			STATE TOTAL	3,507	3,078	64.97	65.46	100.00	100.00
Wisconsin	1	212	ZURICH INS GRP	13,778	9,014	40.77	40.77	58.76	58.76
	2	218	CNA INS GRP	5,652	6,889	82.19	83.16	24.11	82.86
	3	2538	AMTRUST NGH GRP	1,886	1,745	12.76	12.76	8.04	90.91
	4	281	JM FAMILY GRP	473	323	38.46	39.00	2.02	92.92
	5	16705	DEALERS ASSUR CO	468	435	63.03	63.03	2.00	94.92
	6	150	OLD REPUBLIC GRP	405	653	54.64	54.64	1.73	96.64
	7	471	WELLS FARGO GRP	309	222	42.88	43.18	1.32	97.96
	8	140	NATIONWIDE CORP GRP	151	273	104.58	104.58	0.64	98.60
	9	660	MERCURY GEN GRP	150	642	68.94	68.84	0.64	99.24
	10	4670	STARR GRP	112	36	183.97	186.09	0.48	99.72
			STATE TOTAL	23,448	21,107	54.42	54.76	100.00	100.00

PROPERTY AND CASUALTY INSURANCE INDUSTRY
MARKET SHARE REPORT - TOTAL PREMIUM
BY GROUP
30 - WARRANTY

May 15, 2014

STATE	Rank	Group/ Company Code	Group/ Company Name	Direct Premiums Written (000)	Direct Premiums Earned (000)	Direct Loss to EP Ratio	Direct Loss & DCC to EP Ratio	Market Share %	Cumulative Market Share %
Wyoming	1	12	AMERICAN INTL GRP	330	791	6.82	6.82	41.08	41.08
	2	212	ZURICH INS GRP	177	140	23.05	23.05	22.10	63.18
	3	16705	DEALERS ASSUR CO	104	141	42.94	42.94	12.89	76.06
	4	140	NATIONWIDE CORP GRP	76	112	93.09	93.09	9.51	85.57
	5	150	OLD REPUBLIC GRP	36	58	27.55	27.55	4.44	90.01
	6	471	WELLS FARGO GRP	29	27	36.04	37.11	3.66	93.67
	7	2538	AMTRUST NGH GRP	29	62	36.31	36.31	3.62	97.29
	8	660	MERCURY GEN GRP	11	70	44.95	44.86	1.40	98.69
	9	281	JM FAMILY GRP	7	6	80.29	81.43	0.82	99.51
	10	17	LIFE OF THE SOUTH CORP GRP	3	1	10.93	18.56	0.39	99.91
			STATE TOTAL	803	1,448	23.92	21.61	100.00	100.00
Guam			**STATE TOTAL**	0	0	0.00	0.00		100.00
Puerto Rico	1	458	PROTECTIVE LIFE INS GRP	1,984	149	50.61	50.61	86.34	86.34
	2	4670	STARR GRP	272	128	34.89	36.72	11.82	98.16
	3	281	JM FAMILY GRP	42	4	129.30	131.14	1.84	100.00
			STATE TOTAL	2,298	283	44.16	45.02	100.00	100.00
Canada	1	79	ALLY INS HOLDINGS GRP	88,280	113,062	41.61	41.61	47.88	47.88
	2	19	ASSURANT INC GRP	83,024	101,233	42.20	42.20	45.03	92.91
	3	84	AMERICAN FINANCIAL GRP	13,022	9,072	15.48	15.48	7.06	99.98
	4	10499	COREPOINTE INS CO	43	54	- 5.52	- 5.52	0.02	100.00
	5	181	SWISS RE GRP	0	1,610	62.23	62.23	0.00	100.00
			STATE TOTAL	184,369	225,031	40.96	40.96	100.00	100.00
Aggregate Other Alien	1	12	AMERICAN INTL GRP	551	552	6.88	6.95	93.86	93.86
	2	1226	GEORGE A PARMER GRP	36	36	0.00	0.00	6.14	100.00
			STATE TOTAL	587	588	6.46	6.52	100.00	100.00

34—Aggregate Write-Ins for Other Lines of Business

PROPERTY AND CASUALTY INSURANCE INDUSTRY
MARKET SHARE REPORT - TOTAL PREMIUM
BY GROUP
34 - AGGREGATE WRITE-INS FOR OTHER LINES OF BUSINESS

May 15, 2014

STATE	Rank	Group/ Company Code	Group/ Company Name	Direct Premiums Written (000)	Direct Premiums Earned (000)	Direct Loss to EP Ratio	Direct Loss & DCC to EP Ratio	Market Share %	Cumulative Market Share %
Countrywide	1	10899	ASOC DE SUSCRIPCION CONJUNTA DEL SEG	157,170	165,648	59.12	59.12	10.69	10.69
	2	11409	QUEEN CITY ASSUR INC	139,000	139,795	0.00	0.00	9.45	20.14
	3	3239	ALLIED WORLD ASSUR HOLDING GRP	116,163	97,049	43.82	63.61	7.90	28.05
	4	98	WR BERKLEY CORP GRP	108,556	102,849	420.31	420.65	7.38	35.43
	5	19631	AMERICAN ROAD INS CO	102,360	102,360	64.63	64.63	6.96	42.39
	6	281	JM FAMILY GRP	85,703	71,020	37.44	40.95	5.83	48.22
	7	41	CITIGROUP GRP	66,935	64,707	22.98	23.34	4.55	52.77
	8	34738	ARAG INS CO	59,151	59,193	39.43	39.43	4.02	56.80
	9	4762	ORPHEUS GRP	58,916	58,916	0.00	0.00	4.01	60.80
	10	37869	PRE PAID LEGAL CAS INC	55,701	55,611	31.63	31.63	3.79	64.59
	11	1285	XL AMER GRP	44,144	33,053	66.37	71.39	3.00	67.60
	12	626	ACE LTD GRP	43,783	42,726	72.42	76.14	2.98	70.57
	13	3702	LOYA GRP	41,379	41,379	0.00	0.00	2.81	73.39
	14	4716	FORTRESS GRP	37,921	23,608	24.27	24.27	2.58	75.97
	15	761	ALLIANZ INS GRP	36,920	35,862	34.58	34.66	2.51	78.48
	16	1208	GRAY INS GRP	32,764	32,700	28.21	52.41	2.23	80.71
	17	225	IAT REINS CO GRP	32,039	28,028	48.27	51.86	2.18	82.89
	18	8	ALLSTATE INS GRP	27,198	27,603	0.13	0.13	1.85	84.74
	19	23132	RVI AMER INS CO	23,761	25,937	0.00	0.00	1.62	86.35
	20	31	BERKSHIRE HATHAWAY GRP	18,591	18,403	6.08	6.08	1.26	87.62
	21	3569	CATERPILLAR GRP	15,496	14,614	44.59	44.59	1.05	88.67
	22	468	AEGON US HOLDING GRP	14,172	14,545	25.96	25.72	0.96	89.64
	23	26565	OHIO IND CO	12,560	17,634	25.63	26.89	0.85	90.49
	24	450	GENEVE HOLDINGS INC GRP	12,016	11,629	64.79	64.79	0.82	91.31
	25	464	PHYSICIANS INS A MUT GRP	10,735	10,735	59.34	59.34	0.73	92.04
	26	176	STATE FARM GRP	7,268	7,346	20.80	20.80	0.49	92.53
	27	905	THE LDS GRP	7,082	4,135	42.11	42.11	0.48	93.01
	28	1129	WHITE MOUNTAINS GRP	7,011	275	60.90	170.69	0.48	93.49
	29	457	ARGONAUT GRP	6,933	9,082	26.10	27.25	0.47	93.96
	30	3526	COOPERATIVA DE SEGUROS MULTIPLES GRP	6,734	6,749	44.26	44.58	0.46	94.42
	31	1279	ARCH INS GRP	6,485	5,326	- 22.68	- 27.33	0.44	94.86
	32	212	ZURICH INS GRP	6,294	6,276	-126.06	-154.41	0.43	95.29
	33	984	HCC INS HOLDINGS GRP	5,723	3,349	- 0.02	- 0.02	0.39	95.68
	34	181	SWISS RE GRP	5,355	6,525	59.50	58.87	0.36	96.04
	35	4254	THE WARRANTY GRP	4,835	4,874	45.38	45.38	0.33	96.37
	36	303	GUIDEONE INS GRP	4,809	4,806	28.57	28.57	0.33	96.70
	37	3489	DELEK GRP	3,794	5,228	70.75	66.81	0.26	96.96
	38	19	ASSURANT INC GRP	3,782	3,775	13.37	13.37	0.26	97.21
	39	55	AUTOMOBILE CLUB MI GRP	3,519	3,501	28.49	28.45	0.24	97.45
	40	3478	HALLMARK FIN SERV GRP	3,285	3,515	32.14	32.14	0.22	97.68
	41	510	NAVIGATORS GRP	3,223	2,686	18.84	19.56	0.22	97.90
	42	11231	GENERALI US BRANCH	3,100	3,100	48.21	48.24	0.21	98.11
	43	37621	TOYOTA MOTOR INS CO	2,753	2,108	13.74	13.74	0.19	98.29
	44	629	PLATEAU GRP	2,584	2,273	57.53	57.53	0.18	98.47
	45	411	MAPFRE INS GRP	2,532	2,352	39.11	37.88	0.17	98.64
	46	3548	TRAVELERS GRP	2,512	3,029	44.63	59.12	0.17	98.81
	47	785	MARKEL CORP GRP	2,108	1,363	61.45	51.72	0.14	98.96
	48	359	AMERICAN MUT SHARE INS CORP GRP	1,946	1,946	192.67	192.67	0.13	99.09
	49	2358	ISMIE GRP	1,895	1,962	20.05	40.10	0.13	99.22
	50	28681	UNION MUT INS CO	1,480	1,363	130.15	134.84	0.10	99.32
	51	84	AMERICAN FINANCIAL GRP	1,431	12,634	64.45	65.76	0.10	99.42
	52	12594	JM WOODWORTH RRG INC	1,202	1,567	0.00	0.00	0.08	99.50
	53	14689	U S LEGAL SERV INC	1,097	1,095	19.36	19.36	0.07	99.57
	54	361	MUNICH RE GRP	1,081	1,045	20.69	20.69	0.07	99.65
	55	12633	CENTURY INS CO GU LTD	833	947	38.92	46.56	0.06	99.70
	56	11021	INDIANA OLD NATL INS CO	793	793	0.00	0.00	0.05	99.76
	57	31240	COMMONWEALTH MUT INS CO OF AMER	706	741	17.04	17.31	0.05	99.80
	58	40070	FARMERS MUT INS CO	564	594	10.94	11.11	0.04	99.84
	59	471	WELLS FARGO GRP	438	444	7.89	7.89	0.03	99.87
	60	12150	FIRST FOUNDERS ASSUR CO	374	382	12.54	19.75	0.03	99.90
	61	1278	CSAA INS GRP	295	306	5.18	5.18	0.02	99.92
	62	201	UTICA GRP	188	299	23.82	23.82	0.01	99.93
	63	203	VIRGINIA FARM BUREAU GRP	187	187	0.00	0.00	0.01	99.94
	64	796	QBE INS GRP	139	79	276.52	276.61	0.01	99.95

PROPERTY AND CASUALTY INSURANCE INDUSTRY
MARKET SHARE REPORT - TOTAL PREMIUM
BY GROUP
34 - AGGREGATE WRITE-INS FOR OTHER LINES OF BUSINESS

May 15, 2014

STATE	Rank	Group/ Company Code	Group/ Company Name	Direct Premiums Written (000)	Direct Premiums Earned (000)	Direct Loss to EP Ratio	Direct Loss & DCC to EP Ratio	Market Share %	Cumulative Market Share %
Countrywide	65	10282	MIDWESTERN EQUITY TITLE INS CO	111	133	0.00	0.00	0.01	99.96
	66	4339	FARMERS & MECHANICS MUT GRP	108	104	21.99	21.99	0.01	99.97
	67	4573	NBIS GRP	104	104	0.00	0.00	0.01	99.97
	68	4715	MS & AD INS GRP	70	70	0.66	0.66	0.00	99.98
	69	105	MGIC GRP	63	63	157.96	156.57	0.00	99.98
	70	18236	AGENTS MUT INS CO	54	0	N/A	N/A	0.00	99.99
	71	899	ROCKINGHAM GRP	52	20	0.00	0.00	0.00	99.99
	72	306	CUNA MUT GRP	41	41	14.50	14.50	0.00	99.99
	73	242	SELECTIVE INS GRP	21	21	0.00	0.00	0.00	99.99
	74	18457	GEM STATE INS CO	19	19	0.00	0.00	0.00	100.00
	75	271	PENNSYLVANIA NATL INS GRP	15	0	N/A	N/A	0.00	100.00
	76	30520	POLICYHOLDERS MUT INS CO	15	15	0.00	0.00	0.00	100.00
	77	15709	SOUTHERN STATES INS EXCH	10	8	53.32	61.40	0.00	100.00
	78	27502	WESTERN GEN INS CO	9	18	8.52	9.68	0.00	100.00
	79	300	HORACE MANN GRP	8	8	0.00	0.00	0.00	100.00
	80	4787	GOODVILLE & GERMAN MUT GRP	4	4	0.00	0.00	0.00	100.00
	81	150	OLD REPUBLIC GRP	1	1	-9054.09	-9707.12	0.00	100.00
	82	1281	BANKAMERICA CORP GRP	1	1	655.48	655.48	0.00	100.00
	83	13060	BUILDING INDUSTRY INS ASSN INC	0	1	0.00	0.00	0.00	100.00
	84	869	MINNESOTA MUT GRP	0	0	0.00	0.00	0.00	100.00
	85	3495	INFINITY PROP & CAS INS GRP	0	0	0.00	0.00	0.00	100.00
			INDUSTRY TOTAL	1,470,204	1,414,459	62.33	64.74	100.00	100.00

PROPERTY AND CASUALTY INSURANCE INDUSTRY
MARKET SHARE REPORT - TOTAL PREMIUM
BY GROUP
34 - AGGREGATE WRITE-INS FOR OTHER LINES OF BUSINESS

May 15, 2014

STATE	Rank	Group/ Company Code	Group/ Company Name	Direct Premiums Written (000)	Direct Premiums Earned (000)	Direct Loss to EP Ratio	Direct Loss & DCC to EP Ratio	Market Share %	Cumulative Market Share %
Alabama	1	98	WR BERKLEY CORP GRP	12,569	12,506	347.39	348.04	48.38	48.38
	2	37869	PRE PAID LEGAL CAS INC	3,847	3,853	30.84	30.84	14.81	63.19
	3	281	JM FAMILY GRP	2,650	1,992	69.57	76.09	10.20	73.39
	4	1208	GRAY INS GRP	1,801	1,842	374.43	437.89	6.93	80.32
	5	19631	AMERICAN ROAD INS CO	1,466	1,466	18.98	18.98	5.64	85.97
	6	41	CITIGROUP GRP	826	1,063	27.83	28.19	3.18	89.15
	7	1285	XL AMER GRP	631	476	67.81	74.29	2.43	91.57
	8	8	ALLSTATE INS GRP	570	578	0.00	0.00	2.19	93.77
	9	4716	FORTRESS GRP	470	282	27.42	27.42	1.81	95.58
	10	303	GUIDEONE INS GRP	311	311	34.33	34.33	1.20	96.78
			STATE TOTAL	25,980	25,276	214.28	219.89	100.00	100.00
Alaska	1	98	WR BERKLEY CORP GRP	754	735	487.82	484.63	64.36	64.36
	2	31	BERKSHIRE HATHAWAY GRP	180	180	- 4.00	- 4.00	15.40	79.76
	3	19631	AMERICAN ROAD INS CO	148	148	47.16	47.16	12.67	92.43
	4	281	JM FAMILY GRP	31	27	0.39	0.42	2.66	95.08
	5	1285	XL AMER GRP	17	13	84.25	92.68	1.43	96.51
	6	1208	GRAY INS GRP	15	15	0.00	0.00	1.25	97.76
	7	468	AEGON US HOLDING GRP	14	14	- 3.15	- 1.25	1.20	98.96
	8	8	ALLSTATE INS GRP	10	10	0.00	0.00	0.85	99.81
	9	19	ASSURANT INC GRP	2	2	- 0.63	- 0.63	0.19	100.00
			STATE TOTAL	1,172	1,257	284.85	283.08	100.00	100.00
Arizona	1	37869	PRE PAID LEGAL CAS INC	9,166	9,163	31.44	31.44	54.02	54.02
	2	3548	TRAVELERS GRP	1,877	2,413	44.65	59.80	11.06	65.09
	3	3702	LOYA GRP	1,068	1,068	0.00	0.00	6.30	71.38
	4	19631	AMERICAN ROAD INS CO	721	721	9.21	9.21	4.25	75.63
	5	31	BERKSHIRE HATHAWAY GRP	645	645	5.36	5.36	3.80	79.43
	6	41	CITIGROUP GRP	634	719	19.82	19.83	3.74	83.17
	7	8	ALLSTATE INS GRP	586	599	0.00	0.00	3.45	86.62
	8	34738	ARAG INS CO	526	525	34.32	34.32	3.10	89.72
	9	281	JM FAMILY GRP	497	902	44.94	49.16	2.93	92.65
	10	468	AEGON US HOLDING GRP	380	390	57.97	58.29	2.24	94.89
			STATE TOTAL	16,967	18,316	54.14	57.14	100.00	100.00
Arkansas	1	37869	PRE PAID LEGAL CAS INC	2,994	2,993	31.15	31.15	39.06	39.06
	2	98	WR BERKLEY CORP GRP	1,847	1,950	325.79	325.80	24.09	63.15
	3	281	JM FAMILY GRP	1,138	890	38.53	42.15	14.84	78.00
	4	19631	AMERICAN ROAD INS CO	836	836	4.06	4.06	10.91	88.90
	5	626	ACE LTD GRP	156	156	9.29	9.34	2.04	90.94
	6	1285	XL AMER GRP	146	172	56.90	60.95	1.91	92.85
	7	1208	GRAY INS GRP	134	133	-282.35	-329.54	1.75	94.60
	8	8	ALLSTATE INS GRP	124	129	0.00	0.00	1.62	96.22
	9	31	BERKSHIRE HATHAWAY GRP	105	106	4.46	4.46	1.38	97.60
	10	468	AEGON US HOLDING GRP	58	58	7.04	10.89	0.75	98.35
			STATE TOTAL	7,665	7,498	99.09	98.83	100.00	100.00
California	1	34738	ARAG INS CO	18,320	18,317	46.11	46.11	24.09	24.09
	2	3702	LOYA GRP	10,407	10,407	0.00	0.00	13.69	37.78
	3	450	GENEVE HOLDINGS INC GRP	9,985	9,787	65.74	65.74	13.13	50.91
	4	31	BERKSHIRE HATHAWAY GRP	5,552	5,354	14.13	14.13	7.30	58.22
	5	19631	AMERICAN ROAD INS CO	5,212	5,212	13.66	13.66	6.85	65.07
	6	281	JM FAMILY GRP	4,722	4,158	19.66	21.50	6.21	71.28
	7	4716	FORTRESS GRP	4,697	3,342	20.74	20.74	6.18	77.46
	8	41	CITIGROUP GRP	3,389	3,523	26.81	27.19	4.46	81.91
	9	8	ALLSTATE INS GRP	2,552	2,519	0.03	0.03	3.36	85.27
	10	626	ACE LTD GRP	2,487	2,487	8.88	8.80	3.27	88.54
			STATE TOTAL	76,035	75,763	41.22	41.42	100.00	100.00

PROPERTY AND CASUALTY INSURANCE INDUSTRY
MARKET SHARE REPORT - TOTAL PREMIUM
BY GROUP
34 - AGGREGATE WRITE-INS FOR OTHER LINES OF BUSINESS

May 15, 2014

STATE	Rank	Group/ Company Code	Group/ Company Name	Direct Premiums Written (000)	Direct Premiums Earned (000)	Direct Loss to EP Ratio	Direct Loss & DCC to EP Ratio	Market Share %	Cumulative Market Share %
Colorado	1	3702	LOYA GRP	4,016	4,016	0.00	0.00	27.32	27.32
	2	1285	XL AMER GRP	2,041	2,161	58.26	62.31	13.88	41.20
	3	281	JM FAMILY GRP	1,677	1,528	39.73	43.45	11.41	52.61
	4	19631	AMERICAN ROAD INS CO	1,603	1,603	185.49	185.49	10.90	63.51
	5	4716	FORTRESS GRP	1,495	1,060	14.13	14.13	10.17	73.67
	6	98	WR BERKLEY CORP GRP	1,150	1,125	877.51	877.55	7.82	81.49
	7	8	ALLSTATE INS GRP	678	682	0.00	0.00	4.61	86.10
	8	34738	ARAG INS CO	663	663	30.70	30.70	4.51	90.62
	9	41	CITIGROUP GRP	538	731	40.54	41.12	3.66	94.28
	10	31	BERKSHIRE HATHAWAY GRP	362	363	18.53	18.53	2.47	96.74
			STATE TOTAL	14,703	14,462	107.16	108.18	100.00	100.00
Connecticut	1	98	WR BERKLEY CORP GRP	1,047	1,008	315.27	318.74	25.00	25.00
	2	19631	AMERICAN ROAD INS CO	1,035	1,035	25.15	25.15	24.71	49.71
	3	8	ALLSTATE INS GRP	654	667	0.26	0.26	15.60	65.32
	4	26565	OHIO IND CO	547	351	25.76	35.42	13.05	78.36
	5	1285	XL AMER GRP	536	302	72.91	80.17	12.80	91.16
	6	281	JM FAMILY GRP	142	135	23.58	25.79	3.40	94.56
	7	23132	RVI AMER INS CO	132	8,901	0.00	0.00	3.14	97.70
	8	626	ACE LTD GRP	107	107	3.84	3.75	2.55	100.00
	9	31	BERKSHIRE HATHAWAY GRP	94	94	- 3.40	- 3.40	2.24	100.00
			STATE TOTAL	4,189	12,639	30.66	31.40	100.00	100.00
Delaware	1	785	MARKEL CORP GRP	651	218	8.57	10.71	41.58	41.58
	2	41	CITIGROUP GRP	294	232	8.85	9.04	18.79	60.37
	3	19631	AMERICAN ROAD INS CO	163	163	131.34	131.34	10.44	70.81
	4	84	AMERICAN FINANCIAL GRP	162	872	87.92	87.92	10.37	81.18
	5	31	BERKSHIRE HATHAWAY GRP	51	51	- 5.70	- 5.70	3.26	84.44
	6	34738	ARAG INS CO	47	47	41.85	41.85	3.03	87.47
	7	626	ACE LTD GRP	41	41	7.24	7.40	2.64	90.10
	8	19	ASSURANT INC GRP	33	33	30.32	30.32	2.12	92.23
	9	1285	XL AMER GRP	28	21	84.26	92.68	1.81	94.04
	10	8	ALLSTATE INS GRP	28	28	0.00	0.00	1.78	95.82
			STATE TOTAL	1,566	1,871	133.77	134.12	100.00	100.00
District Of Columbia	1	34738	ARAG INS CO	778	778	30.59	30.59	62.61	62.61
	2	1285	XL AMER GRP	132	103	72.18	79.41	10.65	73.26
	3	84	AMERICAN FINANCIAL GRP	128	129	- 16.93	- 16.93	10.34	83.60
	4	468	AEGON US HOLDING GRP	61	61	- 5.71	- 5.66	4.95	88.55
	5	626	ACE LTD GRP	38	38	9.14	9.19	3.02	91.57
	6	31	BERKSHIRE HATHAWAY GRP	32	32	3.13	3.13	2.55	94.12
	7	359	AMERICAN MUT SHARE INS CORP GRP	25	25	0.00	0.00	2.04	96.16
	8	8	ALLSTATE INS GRP	18	18	0.00	0.00	1.44	97.60
	9	19	ASSURANT INC GRP	14	14	- 3.12	- 3.12	1.15	98.75
	10	281	JM FAMILY GRP	8	10	0.28	0.31	0.65	99.40
			STATE TOTAL	1,242	1,215	21.97	22.58	100.00	100.00
Florida	1	761	ALLIANZ INS GRP	36,512	35,585	34.28	34.37	35.59	35.59
	2	281	JM FAMILY GRP	16,941	14,024	38.12	41.70	16.51	52.11
	3	34738	ARAG INS CO	7,074	7,083	38.71	38.71	6.90	59.00
	4	3569	CATERPILLAR GRP	6,788	6,139	54.07	54.07	6.62	65.62
	5	212	ZURICH INS GRP	6,294	6,276	-126.06	-154.41	6.14	71.75
	6	98	WR BERKLEY CORP GRP	4,838	4,134	522.26	523.58	4.72	76.47
	7	19631	AMERICAN ROAD INS CO	4,807	4,807	17.74	17.74	4.69	81.16
	8	181	SWISS RE GRP	3,207	3,777	73.22	73.25	3.13	84.28
	9	11231	GENERALI US BRANCH	3,100	3,100	48.21	48.24	3.02	87.30
	10	8	ALLSTATE INS GRP	2,371	2,380	0.04	0.04	2.31	89.61
			STATE TOTAL	102,586	100,040	44.90	43.92	100.00	100.00

PROPERTY AND CASUALTY INSURANCE INDUSTRY
MARKET SHARE REPORT - TOTAL PREMIUM
BY GROUP
34 - AGGREGATE WRITE-INS FOR OTHER LINES OF BUSINESS

May 15, 2014

STATE	Rank	Group/ Company Code	Group/ Company Name	Direct Premiums Written (000)	Direct Premiums Earned (000)	Direct Loss to EP Ratio	Direct Loss & DCC to EP Ratio	Market Share %	Cumulative Market Share %
Georgia	1	37869	PRE PAID LEGAL CAS INC	14,620	14,573	29.45	29.45	32.93	32.93
	2	281	JM FAMILY GRP	6,904	5,779	48.64	53.20	15.55	48.48
	3	98	WR BERKLEY CORP GRP	5,393	4,946	733.84	734.11	12.15	60.63
	4	19631	AMERICAN ROAD INS CO	3,111	3,111	50.80	50.80	7.01	67.64
	5	8	ALLSTATE INS GRP	2,283	2,388	0.00	0.00	5.14	72.78
	6	23132	RVI AMER INS CO	2,032	1,530	0.00	0.00	4.58	77.36
	7	4716	FORTRESS GRP	2,028	848	19.34	19.34	4.57	81.93
	8	41	CITIGROUP GRP	1,910	1,864	17.11	17.37	4.30	86.23
	9	34738	ARAG INS CO	1,734	1,734	27.07	27.07	3.91	90.13
	10	629	PLATEAU GRP	1,355	1,336	72.21	72.21	3.05	93.19
			STATE TOTAL	44,394	39,982	121.49	122.22	100.00	100.00
Hawaii	1	26565	OHIO IND CO	902	1,713	24.77	24.88	32.77	32.77
	2	98	WR BERKLEY CORP GRP	703	670	198.45	198.45	25.56	58.33
	3	41	CITIGROUP GRP	642	1,134	18.12	18.42	23.35	81.67
	4	31	BERKSHIRE HATHAWAY GRP	247	247	10.33	10.33	8.99	90.66
	5	281	JM FAMILY GRP	137	138	13.42	14.68	4.97	95.63
	6	468	AEGON US HOLDING GRP	39	39	- 1.08	- 1.08	1.40	97.03
	7	785	MARKEL CORP GRP	24	26	- 4.05	- 15.51	0.89	97.92
	8	19631	AMERICAN ROAD INS CO	22	22	0.49	0.49	0.79	98.71
	9	1285	XL AMER GRP	21	16	78.85	87.30	0.76	99.47
	10	626	ACE LTD GRP	20	20	5.56	5.45	0.72	100.00
			STATE TOTAL	2,752	4,985	104.84	105.52	100.00	100.00
Idaho	1	98	WR BERKLEY CORP GRP	357	342	242.74	242.74	17.56	17.56
	2	450	GENEVE HOLDINGS INC GRP	325	331	61.27	61.27	16.00	33.55
	3	19631	AMERICAN ROAD INS CO	271	271	6.61	6.61	13.31	46.87
	4	281	JM FAMILY GRP	247	143	5.79	6.34	12.16	59.03
	5	4716	FORTRESS GRP	235	176	17.98	17.98	11.58	70.61
	6	31	BERKSHIRE HATHAWAY GRP	204	204	3.72	3.72	10.05	80.67
	7	41	CITIGROUP GRP	177	190	19.28	19.66	8.69	89.35
	8	8	ALLSTATE INS GRP	58	60	0.00	0.00	2.83	92.19
	9	471	WELLS FARGO GRP	33	33	9.44	9.44	1.62	93.81
	10	626	ACE LTD GRP	29	29	7.10	7.19	1.42	95.23
			STATE TOTAL	2,032	1,898	59.60	59.79	100.00	100.00
Illinois	1	37869	PRE PAID LEGAL CAS INC	10,249	10,244	32.11	32.11	29.50	29.50
	2	19631	AMERICAN ROAD INS CO	3,731	3,731	44.16	44.16	10.74	40.24
	3	34738	ARAG INS CO	3,165	3,168	38.59	38.59	9.11	49.35
	4	23132	RVI AMER INS CO	2,913	464	0.00	0.00	8.39	57.74
	5	4716	FORTRESS GRP	2,773	1,988	19.78	19.78	7.98	65.72
	6	2358	ISMIE GRP	1,847	1,913	20.05	40.10	5.32	71.04
	7	281	JM FAMILY GRP	1,833	1,668	26.07	28.52	5.28	76.31
	8	1285	XL AMER GRP	1,751	1,284	83.93	92.29	5.04	81.35
	9	41	CITIGROUP GRP	1,582	310	36.23	36.57	4.55	85.91
	10	98	WR BERKLEY CORP GRP	1,153	1,138	467.31	467.71	3.32	89.23
			STATE TOTAL	34,739	29,946	51.60	53.38	100.00	100.00
Indiana	1	4716	FORTRESS GRP	3,146	2,171	13.24	13.24	26.87	26.87
	2	98	WR BERKLEY CORP GRP	3,119	2,562	220.45	220.52	26.64	53.51
	3	19631	AMERICAN ROAD INS CO	1,708	1,708	105.26	105.26	14.59	68.10
	4	41	CITIGROUP GRP	980	929	18.53	18.80	8.37	76.47
	5	11021	INDIANA OLD NATL INS CO	793	793	0.00	0.00	6.77	83.25
	6	8	ALLSTATE INS GRP	525	530	0.00	0.00	4.48	87.73
	7	1285	XL AMER GRP	444	310	84.06	92.47	3.79	91.52
	8	31	BERKSHIRE HATHAWAY GRP	186	186	10.37	10.37	1.59	93.11
	9	26565	OHIO IND CO	169	266	40.33	40.76	1.45	94.55
	10	468	AEGON US HOLDING GRP	165	165	4.28	6.65	1.41	95.96
			STATE TOTAL	11,708	10,178	83.02	83.49	100.00	100.00

PROPERTY AND CASUALTY INSURANCE INDUSTRY
MARKET SHARE REPORT - TOTAL PREMIUM
BY GROUP
34 - AGGREGATE WRITE-INS FOR OTHER LINES OF BUSINESS

May 15, 2014

STATE	Rank	Group/ Company Code	Group/ Company Name	Direct Premiums Written (000)	Direct Premiums Earned (000)	Direct Loss to EP Ratio	Direct Loss & DCC to EP Ratio	Market Share %	Cumulative Market Share %
Iowa	1	19631	AMERICAN ROAD INS CO	1,406	1,406	56.75	56.75	26.86	26.86
	2	98	WR BERKLEY CORP GRP	1,365	1,193	329.66	329.66	26.07	52.93
	3	41	CITIGROUP GRP	694	1,128	19.94	20.24	13.26	66.19
	4	281	JM FAMILY GRP	572	418	34.10	37.30	10.93	77.12
	5	31	BERKSHIRE HATHAWAY GRP	423	423	0.74	0.74	8.08	85.20
	6	34738	ARAG INS CO	421	422	26.53	26.53	8.04	93.24
	7	8	ALLSTATE INS GRP	77	78	0.90	0.90	1.48	94.72
	8	26565	OHIO IND CO	69	70	21.50	22.93	1.32	96.05
	9	626	ACE LTD GRP	63	63	6.94	7.03	1.21	97.26
	10	471	WELLS FARGO GRP	43	43	24.33	24.33	0.81	98.07
			**STATE TOTAL **	5,236	5,359	97.91	98.17	100.00	100.00
Kansas	1	19631	AMERICAN ROAD INS CO	1,977	1,977	345.23	345.23	35.46	35.46
	2	98	WR BERKLEY CORP GRP	834	829	332.18	332.18	14.97	50.43
	3	41	CITIGROUP GRP	712	718	14.23	14.45	12.78	63.21
	4	31	BERKSHIRE HATHAWAY GRP	494	494	- 1.09	- 1.09	8.86	72.07
	5	281	JM FAMILY GRP	393	218	37.13	40.61	7.05	79.12
	6	468	AEGON US HOLDING GRP	345	344	6.03	6.09	6.19	85.31
	7	1285	XL AMER GRP	326	245	84.26	92.68	5.85	91.16
	8	8	ALLSTATE INS GRP	238	247	0.00	0.00	4.27	95.43
	9	1208	GRAY INS GRP	80	80	456.02	495.43	1.43	96.87
	10	626	ACE LTD GRP	79	79	4.99	5.07	1.41	98.28
			**STATE TOTAL **	5,574	5,358	191.67	192.64	100.00	100.00
Kentucky	1	19631	AMERICAN ROAD INS CO	1,199	1,199	10.63	10.63	24.62	24.62
	2	4716	FORTRESS GRP	1,081	459	21.85	21.85	22.19	46.81
	3	281	JM FAMILY GRP	648	483	22.69	24.82	13.30	60.11
	4	41	CITIGROUP GRP	619	675	40.38	40.97	12.71	72.82
	5	8	ALLSTATE INS GRP	419	421	0.00	0.00	8.60	81.42
	6	98	WR BERKLEY CORP GRP	400	408	1858.44	1858.88	8.20	89.62
	7	31	BERKSHIRE HATHAWAY GRP	176	176	- 4.03	- 4.03	3.61	93.23
	8	626	ACE LTD GRP	119	119	- 3.38	- 3.29	2.44	95.67
	9	1285	XL AMER GRP	108	126	59.18	65.16	2.21	97.88
	10	468	AEGON US HOLDING GRP	53	53	- 8.61	- 8.14	1.09	98.97
			**STATE TOTAL **	4,870	4,193	186.94	187.49	100.00	100.00
Louisiana	1	1208	GRAY INS GRP	21,593	21,385	38.43	61.02	53.53	53.53
	2	3569	CATERPILLAR GRP	8,708	8,475	37.73	37.73	21.59	75.12
	3	98	WR BERKLEY CORP GRP	2,764	2,504	890.59	891.23	6.85	81.97
	4	19631	AMERICAN ROAD INS CO	2,280	2,280	91.15	91.15	5.65	87.62
	5	41	CITIGROUP GRP	1,490	1,025	10.32	10.48	3.69	91.31
	6	1279	ARCH INS GRP	712	616	36.45	36.48	1.76	93.08
	7	4716	FORTRESS GRP	525	234	15.64	15.64	1.30	94.38
	8	281	JM FAMILY GRP	417	432	28.19	30.84	1.03	95.42
	9	626	ACE LTD GRP	397	397	20.43	20.50	0.99	96.40
	10	8	ALLSTATE INS GRP	395	393	0.00	0.00	0.98	97.38
			**STATE TOTAL **	40,338	38,629	95.03	107.67	100.00	100.00
Maine	1	281	JM FAMILY GRP	406	317	26.76	29.27	26.44	26.44
	2	98	WR BERKLEY CORP GRP	257	254	587.42	587.42	16.75	43.18
	3	19631	AMERICAN ROAD INS CO	217	217	16.19	16.19	14.13	57.31
	4	468	AEGON US HOLDING GRP	205	217	23.26	23.26	13.36	70.67
	5	41	CITIGROUP GRP	140	176	25.70	26.16	9.13	79.80
	6	26565	OHIO IND CO	138	130	20.48	21.12	9.02	88.82
	7	8	ALLSTATE INS GRP	50	52	0.00	0.00	3.24	92.06
	8	1285	XL AMER GRP	37	28	84.25	92.68	2.41	94.47
	9	785	MARKEL CORP GRP	28	77	- 26.21	- 52.94	1.84	96.30
	10	31	BERKSHIRE HATHAWAY GRP	23	23	6.62	6.62	1.48	97.78
			**STATE TOTAL **	1,535	1,546	111.73	111.18	100.00	100.00

PROPERTY AND CASUALTY INSURANCE INDUSTRY
MARKET SHARE REPORT - TOTAL PREMIUM
BY GROUP
34 - AGGREGATE WRITE-INS FOR OTHER LINES OF BUSINESS

May 15, 2014

STATE	Rank	Group/ Company Code	Group/ Company Name	Direct Premiums Written (000)	Direct Premiums Earned (000)	Direct Loss to EP Ratio	Direct Loss & DCC to EP Ratio	Market Share %	Cumulative Market Share %
Maryland	1	281	JM FAMILY GRP	3,272	2,593	63.38	69.32	31.28	31.28
	2	41	CITIGROUP GRP	1,976	709	63.13	63.94	18.89	50.17
	3	19631	AMERICAN ROAD INS CO	1,318	1,318	11.32	11.32	12.60	62.77
	4	8	ALLSTATE INS GRP	730	736	0.23	0.23	6.98	69.75
	5	31240	COMMONWEALTH MUT INS CO OF AMER	706	741	17.04	17.31	6.74	76.50
	6	1285	XL AMER GRP	608	456	84.26	92.68	5.81	82.31
	7	626	ACE LTD GRP	360	360	8.24	8.44	3.45	85.75
	8	98	WR BERKLEY CORP GRP	350	325	741.82	744.25	3.35	89.10
	9	468	AEGON US HOLDING GRP	285	285	48.56	48.91	2.73	91.83
	10	303	GUIDEONE INS GRP	216	215	21.06	21.06	2.07	93.90
			**STATE TOTAL **	10,461	7,048	73.20	76.17	100.00	100.00
Massachusetts	1	98	WR BERKLEY CORP GRP	4,461	4,362	325.06	324.97	43.46	43.46
	2	34738	ARAG INS CO	2,086	2,094	24.32	24.32	20.33	63.79
	3	19631	AMERICAN ROAD INS CO	1,557	1,557	15.66	15.66	15.17	78.96
	4	281	JM FAMILY GRP	1,049	803	32.63	35.69	10.22	89.18
	5	37869	PRE PAID LEGAL CAS INC	655	656	32.28	32.28	6.38	95.56
	6	181	SWISS RE GRP	166	166	72.54	72.69	1.62	97.18
	7	23132	RVI AMER INS CO	150	137	0.00	0.00	1.46	98.65
	8	1285	XL AMER GRP	125	94	84.26	92.68	1.22	99.87
	9	626	ACE LTD GRP	108	108	7.80	7.79	1.06	100.00
	10	785	MARKEL CORP GRP	49	23	161.67	163.81	0.48	100.00
			**STATE TOTAL **	10,263	10,695	148.19	148.35	100.00	100.00
Michigan	1	98	WR BERKLEY CORP GRP	9,349	7,725	229.31	229.78	37.55	37.55
	2	19631	AMERICAN ROAD INS CO	5,474	5,474	26.25	26.25	21.99	59.54
	3	55	AUTOMOBILE CLUB MI GRP	3,164	3,171	29.83	29.75	12.71	72.25
	4	34738	ARAG INS CO	3,015	3,016	40.18	40.18	12.11	84.36
	5	41	CITIGROUP GRP	1,716	301	27.73	28.10	6.89	91.26
	6	8	ALLSTATE INS GRP	962	962	- 0.01	- 0.01	3.87	95.12
	7	468	AEGON US HOLDING GRP	305	320	6.54	7.28	1.22	96.35
	8	31	BERKSHIRE HATHAWAY GRP	280	280	12.95	12.95	1.12	97.47
	9	1285	XL AMER GRP	183	137	83.81	92.19	0.74	98.20
	10	626	ACE LTD GRP	164	164	28.99	29.10	0.66	98.86
			**STATE TOTAL **	24,894	23,692	98.94	99.13	100.00	100.00
Minnesota	1	34738	ARAG INS CO	5,959	5,966	41.99	41.99	34.94	34.94
	2	984	HCC INS HOLDINGS GRP	4,972	1,166	0.00	0.00	29.16	64.10
	3	19631	AMERICAN ROAD INS CO	1,678	1,678	387.49	387.49	9.84	73.94
	4	23132	RVI AMER INS CO	1,081	570	0.00	0.00	6.34	80.28
	5	98	WR BERKLEY CORP GRP	1,046	993	110.15	110.15	6.14	86.41
	6	41	CITIGROUP GRP	666	1,049	15.45	15.67	3.90	90.31
	7	281	JM FAMILY GRP	500	407	33.80	36.97	2.93	93.25
	8	31	BERKSHIRE HATHAWAY GRP	478	479	9.45	9.45	2.80	96.05
	9	8	ALLSTATE INS GRP	300	303	0.00	0.00	1.76	97.81
	10	55	AUTOMOBILE CLUB MI GRP	94	88	1.34	1.34	0.55	98.36
			**STATE TOTAL **	17,052	13,009	80.14	80.26	100.00	100.00
Mississippi	1	905	THE LDS GRP	7,082	4,135	42.11	42.11	47.19	47.19
	2	37869	PRE PAID LEGAL CAS INC	2,737	2,729	33.87	33.87	18.24	65.43
	3	281	JM FAMILY GRP	1,394	915	67.20	73.50	9.29	74.72
	4	98	WR BERKLEY CORP GRP	1,363	1,383	334.43	335.89	9.08	83.80
	5	19631	AMERICAN ROAD INS CO	1,219	1,219	117.57	117.57	8.12	91.92
	6	1208	GRAY INS GRP	688	721	-1079.55	-1133.61	4.58	96.50
	7	8	ALLSTATE INS GRP	170	173	0.00	0.00	1.13	97.63
	8	626	ACE LTD GRP	110	110	26.10	26.19	0.73	98.37
	9	41	CITIGROUP GRP	80	166	40.82	40.99	0.53	98.90
	10	468	AEGON US HOLDING GRP	70	70	11.74	16.34	0.47	99.37
			**STATE TOTAL **	15,008	11,720	14.25	11.64	100.00	100.00

PROPERTY AND CASUALTY INSURANCE INDUSTRY
MARKET SHARE REPORT - TOTAL PREMIUM
BY GROUP
34 - AGGREGATE WRITE-INS FOR OTHER LINES OF BUSINESS

May 15, 2014

STATE	Rank	Group/ Company Code	Group/ Company Name	Direct Premiums Written (000)	Direct Premiums Earned (000)	Direct Loss to EP Ratio	Direct Loss & DCC to EP Ratio	Market Share %	Cumulative Market Share %
Missouri	1	19631	AMERICAN ROAD INS CO	3,488	3,488	11.87	11.87	39.30	39.30
	2	281	JM FAMILY GRP	740	890	38.00	41.56	8.34	47.64
	3	31	BERKSHIRE HATHAWAY GRP	689	690	2.86	2.86	7.77	55.41
	4	1285	XL AMER GRP	668	724	57.78	61.49	7.53	62.93
	5	41	CITIGROUP GRP	648	776	28.36	28.79	7.30	70.24
	6	4716	FORTRESS GRP	560	325	26.23	26.23	6.30	76.54
	7	8	ALLSTATE INS GRP	339	348	0.00	0.00	3.82	80.37
	8	26565	OHIO IND CO	284	422	12.92	13.86	3.20	83.56
	9	468	AEGON US HOLDING GRP	231	220	23.35	23.73	2.60	86.17
	10	626	ACE LTD GRP	218	218	13.38	13.49	2.45	88.62
			STATE TOTAL	8,877	9,985	17.07	17.45	100.00	100.00
Montana	1	37869	PRE PAID LEGAL CAS INC	973	971	32.01	32.01	37.14	37.14
	2	281	JM FAMILY GRP	747	692	11.86	12.97	28.53	65.67
	3	19631	AMERICAN ROAD INS CO	375	375	34.33	34.33	14.30	79.97
	4	41	CITIGROUP GRP	306	278	29.50	29.97	11.70	91.68
	5	31	BERKSHIRE HATHAWAY GRP	103	104	- 0.45	- 0.45	3.95	95.63
	6	8	ALLSTATE INS GRP	38	40	0.00	0.00	1.44	97.07
	7	450	GENEVE HOLDINGS INC GRP	26	26	57.14	57.14	0.99	98.07
	8	468	AEGON US HOLDING GRP	22	22	15.83	2.34	0.83	98.90
	9	626	ACE LTD GRP	17	17	4.99	5.07	0.65	99.55
	10	98	WR BERKLEY CORP GRP	8	8	24868.31	24876.23	0.29	99.84
			STATE TOTAL	2,619	2,551	97.71	97.98	100.00	100.00
Nebraska	1	98	WR BERKLEY CORP GRP	1,673	1,697	431.87	431.87	27.84	27.84
	2	19631	AMERICAN ROAD INS CO	1,592	1,592	118.28	118.28	26.50	54.34
	3	31	BERKSHIRE HATHAWAY GRP	983	983	0.63	0.63	16.36	70.70
	4	37869	PRE PAID LEGAL CAS INC	705	701	29.71	29.71	11.74	82.44
	5	41	CITIGROUP GRP	324	422	16.22	16.44	5.39	87.83
	6	8	ALLSTATE INS GRP	232	248	0.00	0.00	3.86	91.69
	7	468	AEGON US HOLDING GRP	126	135	8.75	9.18	2.09	93.78
	8	34738	ARAG INS CO	101	101	29.33	29.33	1.68	95.46
	9	26565	OHIO IND CO	98	98	65.93	67.87	1.63	97.09
	10	281	JM FAMILY GRP	49	42	9.42	10.31	0.81	97.90
			STATE TOTAL	6,007	6,189	162.37	162.42	100.00	100.00
Nevada	1	281	JM FAMILY GRP	703	659	13.55	14.82	23.28	23.28
	2	468	AEGON US HOLDING GRP	602	632	55.44	55.90	19.93	43.21
	3	19631	AMERICAN ROAD INS CO	556	556	21.83	21.83	18.40	61.62
	4	8	ALLSTATE INS GRP	302	307	0.00	0.00	10.01	71.63
	5	31	BERKSHIRE HATHAWAY GRP	235	235	- 5.71	- 5.71	7.77	79.41
	6	98	WR BERKLEY CORP GRP	207	252	2090.24	2093.95	6.85	86.25
	7	3702	LOYA GRP	200	200	0.00	0.00	6.63	92.88
	8	1285	XL AMER GRP	59	51	72.17	78.00	1.97	94.85
	9	359	AMERICAN MUT SHARE INS CORP GRP	55	55	-781.49	-781.49	1.82	96.67
	10	626	ACE LTD GRP	54	54	5.01	5.06	1.79	98.46
			STATE TOTAL	3,020	3,150	171.78	172.37	100.00	100.00
New Hampshire	1	98	WR BERKLEY CORP GRP	1,528	1,649	371.48	370.94	50.36	50.36
	2	281	JM FAMILY GRP	540	340	50.79	55.56	17.80	68.16
	3	19631	AMERICAN ROAD INS CO	491	491	11.49	11.49	16.19	84.34
	4	41	CITIGROUP GRP	145	23	41.31	41.31	4.77	89.11
	5	8	ALLSTATE INS GRP	98	101	0.00	0.00	3.23	92.35
	6	26565	OHIO IND CO	76	76	15.79	19.25	2.49	94.84
	7	359	AMERICAN MUT SHARE INS CORP GRP	52	52	0.00	0.00	1.72	96.56
	8	626	ACE LTD GRP	32	32	4.85	4.97	1.04	97.60
	9	31	BERKSHIRE HATHAWAY GRP	28	28	8.72	8.72	0.92	98.52
	10	1285	XL AMER GRP	28	21	84.26	92.68	0.92	99.44
			STATE TOTAL	3,034	2,843	224.34	224.74	100.00	100.00

PROPERTY AND CASUALTY INSURANCE INDUSTRY
MARKET SHARE REPORT - TOTAL PREMIUM
BY GROUP
34 - AGGREGATE WRITE-INS FOR OTHER LINES OF BUSINESS

May 15, 2014

STATE	Rank	Group/ Company Code	Group/ Company Name	Direct Premiums Written (000)	Direct Premiums Earned (000)	Direct Loss to EP Ratio	Direct Loss & DCC to EP Ratio	Market Share %	Cumulative Market Share %
New Jersey	1	1285	XL AMER GRP	9,437	7,213	65.82	70.85	34.55	34.55
	2	19631	AMERICAN ROAD INS CO	3,063	3,063	33.72	33.72	11.21	45.76
	3	281	JM FAMILY GRP	2,944	2,082	31.38	34.32	10.78	56.54
	4	41	CITIGROUP GRP	2,338	1,748	20.15	20.43	8.56	65.10
	5	303	GUIDEONE INS GRP	2,301	2,300	28.47	28.47	8.42	73.52
	6	1279	ARCH INS GRP	2,221	1,399	35.86	35.85	8.13	81.65
	7	37869	PRE PAID LEGAL CAS INC	1,901	1,888	30.11	30.11	6.96	88.61
	8	8	ALLSTATE INS GRP	887	906	0.00	0.00	3.25	91.86
	9	468	AEGON US HOLDING GRP	568	568	3.56	0.59	2.08	93.94
	10	98	WR BERKLEY CORP GRP	380	366	941.84	949.74	1.39	95.33
			STATE TOTAL	27,316	22,979	50.82	52.84	100.00	100.00
New Mexico	1	34738	ARAG INS CO	1,814	1,831	41.65	41.65	23.01	23.01
	2	281	JM FAMILY GRP	1,778	998	54.64	59.76	22.56	45.57
	3	98	WR BERKLEY CORP GRP	947	960	451.90	451.90	12.01	57.58
	4	19631	AMERICAN ROAD INS CO	835	835	89.96	89.96	10.60	68.18
	5	41	CITIGROUP GRP	682	894	13.70	13.93	8.64	76.82
	6	4716	FORTRESS GRP	640	441	13.57	13.57	8.12	84.94
	7	3702	LOYA GRP	510	510	0.00	0.00	6.47	91.40
	8	468	AEGON US HOLDING GRP	352	376	26.06	26.41	4.46	95.87
	9	31	BERKSHIRE HATHAWAY GRP	207	207	3.68	3.68	2.62	98.49
	10	8	ALLSTATE INS GRP	56	59	0.32	0.32	0.72	99.20
			STATE TOTAL	7,883	7,175	90.20	90.98	100.00	100.00
New York	1	1285	XL AMER GRP	14,798	11,630	60.67	64.06	34.33	34.33
	2	26565	OHIO IND CO	5,201	6,418	38.44	38.44	12.07	46.40
	3	457	ARGONAUT GRP	4,916	4,717	34.81	37.02	11.40	57.80
	4	19631	AMERICAN ROAD INS CO	4,432	4,432	3.78	3.78	10.28	68.08
	5	98	WR BERKLEY CORP GRP	3,705	3,583	347.84	348.44	8.59	76.67
	6	23132	RVI AMER INS CO	3,055	1,875	0.00	0.00	7.09	83.76
	7	8	ALLSTATE INS GRP	1,591	1,617	- 0.05	- 0.05	3.69	87.45
	8	12594	JM WOODWORTH RRG INC	1,202	1,567	0.00	0.00	2.79	90.24
	9	41	CITIGROUP GRP	1,152	796	57.07	57.81	2.67	92.91
	10	984	HCC INS HOLDINGS GRP	752	1,918	0.00	0.00	1.74	94.66
			STATE TOTAL	43,107	40,771	58.67	59.87	100.00	100.00
North Carolina	1	4716	FORTRESS GRP	6,272	3,583	27.55	27.55	24.91	24.91
	2	41	CITIGROUP GRP	6,011	5,517	17.03	17.71	23.87	48.79
	3	281	JM FAMILY GRP	3,656	3,258	51.46	56.28	14.52	63.31
	4	98	WR BERKLEY CORP GRP	3,350	3,033	254.62	255.06	13.30	76.61
	5	19631	AMERICAN ROAD INS CO	3,091	3,091	12.51	12.51	12.28	88.89
	6	629	PLATEAU GRP	591	333	12.53	12.53	2.35	91.23
	7	34738	ARAG INS CO	508	506	32.72	32.72	2.02	93.25
	8	626	ACE LTD GRP	490	490	7.15	7.25	1.94	95.19
	9	8	ALLSTATE INS GRP	344	353	0.00	0.00	1.37	96.56
	10	1285	XL AMER GRP	240	180	82.32	90.64	0.95	97.51
			STATE TOTAL	25,178	21,127	60.11	61.21	100.00	100.00
North Dakota	1	281	JM FAMILY GRP	346	239	17.58	19.22	27.08	27.08
	2	19631	AMERICAN ROAD INS CO	328	328	101.55	101.55	25.64	52.71
	3	1208	GRAY INS GRP	292	292	0.00	0.00	22.82	75.53
	4	41	CITIGROUP GRP	145	204	17.48	17.80	11.31	86.85
	5	31	BERKSHIRE HATHAWAY GRP	77	77	- 2.21	- 2.21	6.05	92.89
	6	359	AMERICAN MUT SHARE INS CORP GRP	30	30	0.00	0.00	2.35	95.24
	7	26565	OHIO IND CO	21	6	0.00	0.00	1.64	96.88
	8	626	ACE LTD GRP	16	16	101.07	101.10	1.22	98.11
	9	1285	XL AMER GRP	13	10	84.25	92.68	1.02	99.13
	10	468	AEGON US HOLDING GRP	9	9	24.74	34.22	0.71	99.83
			STATE TOTAL	1,279	1,213	31.80	32.31	100.00	100.00

PROPERTY AND CASUALTY INSURANCE INDUSTRY
MARKET SHARE REPORT - TOTAL PREMIUM
BY GROUP
34 - AGGREGATE WRITE-INS FOR OTHER LINES OF BUSINESS

May 15, 2014

STATE	Rank	Group/ Company Code	Group/ Company Name	Direct Premiums Written (000)	Direct Premiums Earned (000)	Direct Loss to EP Ratio	Direct Loss & DCC to EP Ratio	Market Share %	Cumulative Market Share %
Ohio	1	98	WR BERKLEY CORP GRP	16,717	15,617	353.18	353.51	42.36	42.36
	2	23132	RVI AMER INS CO	7,146	5,361	0.00	0.00	18.11	60.47
	3	34738	ARAG INS CO	4,714	4,717	38.46	38.46	11.94	72.41
	4	19631	AMERICAN ROAD INS CO	3,125	3,125	23.19	23.19	7.92	80.33
	5	4716	FORTRESS GRP	2,916	1,704	17.99	17.99	7.39	87.72
	6	281	JM FAMILY GRP	1,837	1,654	23.79	26.02	4.66	92.38
	7	41	CITIGROUP GRP	1,485	2,210	13.99	14.17	3.76	96.14
	8	8	ALLSTATE INS GRP	1,322	1,329	0.12	0.12	3.35	99.49
	9	26565	OHIO IND CO	1,201	1,764	- 13.53	- 12.99	3.04	100.00
	10	31	BERKSHIRE HATHAWAY GRP	412	412	4.06	4.06	1.04	100.00
			**STATE TOTAL **	39,465	36,847	155.50	155.75	100.00	100.00
Oklahoma	1	98	WR BERKLEY CORP GRP	4,453	4,758	459.25	460.88	32.77	32.77
	2	19631	AMERICAN ROAD INS CO	2,935	2,935	270.26	270.26	21.60	54.37
	3	28681	UNION MUT INS CO	1,480	1,363	130.15	134.84	10.90	65.27
	4	281	JM FAMILY GRP	1,186	987	70.34	76.94	8.73	74.00
	5	1208	GRAY INS GRP	962	1,077	61.09	93.68	7.08	81.09
	6	41	CITIGROUP GRP	716	703	19.76	20.06	5.27	86.36
	7	4716	FORTRESS GRP	465	277	13.86	13.86	3.42	89.78
	8	37869	PRE PAID LEGAL CAS INC	332	332	24.21	24.21	2.45	92.22
	9	8	ALLSTATE INS GRP	294	295	0.04	0.04	2.17	94.39
	10	4762	ORPHEUS GRP	217	217	0.00	0.00	1.60	95.99
			**STATE TOTAL **	13,586	13,429	247.65	251.89	100.00	100.00
Oregon	1	464	PHYSICIANS INS A MUT GRP	6,593	6,593	60.42	60.42	47.74	47.74
	2	37621	TOYOTA MOTOR INS CO	2,214	1,714	6.96	6.96	16.03	63.77
	3	281	JM FAMILY GRP	865	880	8.02	8.77	6.26	70.03
	4	19631	AMERICAN ROAD INS CO	688	688	5.23	5.23	4.98	75.01
	5	98	WR BERKLEY CORP GRP	684	519	1550.58	1545.98	4.95	79.96
	6	468	AEGON US HOLDING GRP	608	655	29.69	29.74	4.40	84.37
	7	34738	ARAG INS CO	533	534	41.85	41.85	3.86	88.23
	8	31	BERKSHIRE HATHAWAY GRP	424	425	2.64	2.64	3.07	91.30
	9	8	ALLSTATE INS GRP	363	372	0.00	0.00	2.63	93.93
	10	4716	FORTRESS GRP	341	200	16.49	16.49	2.47	96.40
			**STATE TOTAL **	13,811	12,869	99.78	100.02	100.00	100.00
Pennsylvania	1	98	WR BERKLEY CORP GRP	4,996	4,831	437.13	437.45	20.62	20.62
	2	41	CITIGROUP GRP	3,882	2,813	43.89	44.50	16.02	36.64
	3	1285	XL AMER GRP	3,323	916	67.13	71.99	13.72	50.36
	4	19631	AMERICAN ROAD INS CO	3,250	3,250	27.35	27.35	13.41	63.77
	5	281	JM FAMILY GRP	2,076	1,934	25.33	27.70	8.57	72.34
	6	4716	FORTRESS GRP	2,056	1,227	63.77	63.77	8.49	80.83
	7	8	ALLSTATE INS GRP	1,977	2,026	0.00	0.00	8.16	88.99
	8	23132	RVI AMER INS CO	1,045	823	0.00	0.00	4.31	93.30
	9	34738	ARAG INS CO	614	615	19.27	19.27	2.54	95.84
	10	626	ACE LTD GRP	334	334	5.37	5.45	1.38	97.22
			**STATE TOTAL **	24,228	19,458	128.70	129.34	100.00	100.00
Rhode Island	1	303	GUIDEONE INS GRP	604	603	30.70	30.70	316.62	100.00
	2	19631	AMERICAN ROAD INS CO	275	275	10.92	10.92	144.14	100.00
	3	98	WR BERKLEY CORP GRP	254	250	133.99	133.99	133.15	100.00
	4	1285	XL AMER GRP	148	111	84.26	92.68	77.39	100.00
	5	281	JM FAMILY GRP	139	197	32.13	35.14	72.79	100.00
	6	23132	RVI AMER INS CO	132	297	0.00	0.00	69.40	100.00
	7	8	ALLSTATE INS GRP	113	118	- 0.05	- 0.05	59.36	100.00
	8	31	BERKSHIRE HATHAWAY GRP	22	22	- 20.81	- 20.81	11.50	100.00
	9	626	ACE LTD GRP	21	21	4.28	4.60	10.82	100.00
	10	19	ASSURANT INC GRP	7	6	0.06	0.06	3.43	100.00
			**STATE TOTAL **	191	2,636	36.65	42.10	100.00	100.00

PROPERTY AND CASUALTY INSURANCE INDUSTRY
MARKET SHARE REPORT - TOTAL PREMIUM
BY GROUP
34 - AGGREGATE WRITE-INS FOR OTHER LINES OF BUSINESS

May 15, 2014

STATE	Rank	Group/ Company Code	Group/ Company Name	Direct Premiums Written (000)	Direct Premiums Earned (000)	Direct Loss to EP Ratio	Direct Loss & DCC to EP Ratio	Market Share %	Cumulative Market Share %
South Carolina	1	281	JM FAMILY GRP	3,881	3,110	43.04	47.07	32.24	32.24
	2	4716	FORTRESS GRP	2,287	1,219	15.36	15.36	18.99	51.23
	3	41	CITIGROUP GRP	1,863	2,349	13.89	14.13	15.48	66.70
	4	19631	AMERICAN ROAD INS CO	1,109	1,109	1.35	1.35	9.21	75.92
	5	98	WR BERKLEY CORP GRP	850	811	322.34	322.34	7.06	82.98
	6	1285	XL AMER GRP	558	419	84.26	92.68	4.64	87.61
	7	8	ALLSTATE INS GRP	542	552	0.00	0.00	4.50	92.11
	8	629	PLATEAU GRP	415	364	55.83	55.83	3.45	95.56
	9	626	ACE LTD GRP	227	227	6.26	6.32	1.88	97.44
	10	31	BERKSHIRE HATHAWAY GRP	114	114	- 12.04	- 12.04	0.95	98.39
			**STATE TOTAL **	12,040	10,489	48.34	49.98	100.00	100.00
South Dakota	1	19631	AMERICAN ROAD INS CO	507	507	190.36	190.36	43.40	43.40
	2	98	WR BERKLEY CORP GRP	331	331	389.02	389.02	28.36	71.76
	3	31	BERKSHIRE HATHAWAY GRP	113	113	8.96	8.96	9.63	81.39
	4	41	CITIGROUP GRP	89	140	6.36	6.47	7.61	89.00
	5	281	JM FAMILY GRP	88	91	46.61	50.98	7.49	96.49
	6	626	ACE LTD GRP	18	18	5.08	5.10	1.58	98.06
	7	468	AEGON US HOLDING GRP	12	12	10.08	12.50	1.07	99.13
	8	1285	XL AMER GRP	8	6	84.25	92.68	0.71	99.84
	9	450	GENEVE HOLDINGS INC GRP	4	4	19.60	19.60	0.32	100.00
	10	19	ASSURANT INC GRP	3	3	- 1.26	- 1.26	0.23	100.00
			**STATE TOTAL **	1,169	1,241	187.06	187.46	100.00	100.00
Tennessee	1	37869	PRE PAID LEGAL CAS INC	5,054	5,043	38.80	38.80	35.76	35.76
	2	19631	AMERICAN ROAD INS CO	1,576	1,576	10.51	10.51	11.15	46.91
	3	281	JM FAMILY GRP	1,166	1,251	44.12	48.25	8.25	55.16
	4	41	CITIGROUP GRP	1,148	1,213	19.99	20.39	8.12	63.28
	5	98	WR BERKLEY CORP GRP	814	873	472.11	471.46	5.76	69.04
	6	14689	U S LEGAL SERV INC	779	779	19.09	19.09	5.51	74.55
	7	26565	OHIO IND CO	715	152	39.49	40.31	5.06	79.61
	8	468	AEGON US HOLDING GRP	544	583	41.24	40.17	3.85	83.46
	9	4716	FORTRESS GRP	529	325	18.28	18.28	3.75	87.20
	10	8	ALLSTATE INS GRP	514	519	0.00	0.00	3.63	90.84
			**STATE TOTAL **	14,132	13,509	57.66	58.04	100.00	100.00
Texas	1	4762	ORPHEUS GRP	58,678	58,678	0.00	0.00	39.74	39.74
	2	3702	LOYA GRP	25,038	25,038	0.00	0.00	16.96	56.70
	3	19631	AMERICAN ROAD INS CO	14,556	14,556	81.11	81.11	9.86	66.55
	4	41	CITIGROUP GRP	8,809	7,782	39.83	40.35	5.97	72.52
	5	98	WR BERKLEY CORP GRP	6,322	5,894	476.23	474.65	4.28	76.80
	6	1208	GRAY INS GRP	6,172	6,173	42.16	71.72	4.18	80.98
	7	281	JM FAMILY GRP	4,790	2,167	45.71	49.99	3.24	84.23
	8	468	AEGON US HOLDING GRP	3,851	4,050	20.07	20.10	2.61	86.83
	9	3489	DELEK GRP	3,794	5,228	70.75	66.81	2.57	89.40
	10	4254	THE WARRANTY GRP	2,836	2,836	39.06	39.06	1.92	91.32
			**STATE TOTAL **	147,658	144,945	36.72	37.94	100.00	100.00
Utah	1	468	AEGON US HOLDING GRP	737	720	21.76	21.81	22.62	22.62
	2	31	BERKSHIRE HATHAWAY GRP	582	582	- 3.57	- 3.57	17.85	40.47
	3	303	GUIDEONE INS GRP	539	538	26.45	26.45	16.53	57.01
	4	8	ALLSTATE INS GRP	365	369	0.00	0.00	11.20	68.21
	5	281	JM FAMILY GRP	276	180	25.86	28.28	8.46	76.67
	6	41	CITIGROUP GRP	238	245	17.87	18.04	7.30	83.97
	7	19631	AMERICAN ROAD INS CO	227	227	21.54	21.54	6.96	90.93
	8	626	ACE LTD GRP	105	105	5.03	5.07	3.23	94.16
	9	98	WR BERKLEY CORP GRP	66	65	-1708.97	-1708.43	2.03	96.19
	10	23132	RVI AMER INS CO	44	99	0.00	0.00	1.36	97.55
			**STATE TOTAL **	3,258	3,325	- 29.22	- 29.00	100.00	100.00

PROPERTY AND CASUALTY INSURANCE INDUSTRY
MARKET SHARE REPORT - TOTAL PREMIUM
BY GROUP
34 - AGGREGATE WRITE-INS FOR OTHER LINES OF BUSINESS

May 15, 2014

STATE	Rank	Group/ Company Code	Group/ Company Name	Direct Premiums Written (000)	Direct Premiums Earned (000)	Direct Loss to EP Ratio	Direct Loss & DCC to EP Ratio	Market Share %	Cumulative Market Share %
Vermont	1	11409	QUEEN CITY ASSUR INC	139,000	139,795	0.00	0.00	99.11	99.11
	2	98	WR BERKLEY CORP GRP	401	382	329.23	329.23	0.29	99.40
	3	19631	AMERICAN ROAD INS CO	218	218	1.78	1.78	0.16	99.55
	4	785	MARKEL CORP GRP	216	97	- 4.46	- 5.71	0.15	99.70
	5	1285	XL AMER GRP	138	115	60.17	63.41	0.10	99.80
	6	26565	OHIO IND CO	116	117	29.39	34.28	0.08	99.89
	7	281	JM FAMILY GRP	109	72	21.68	23.72	0.08	99.96
	8	8	ALLSTATE INS GRP	39	40	0.00	0.00	0.03	99.99
	9	626	ACE LTD GRP	10	10	5.04	5.09	0.01	100.00
	10	468	AEGON US HOLDING GRP	2	2	1.00	1.00	0.00	100.00
			**STATE TOTAL **	140,249	140,851	1.02	1.03	100.00	100.00
Virginia	1	281	JM FAMILY GRP	3,521	3,053	36.28	39.68	19.97	19.97
	2	4254	THE WARRANTY GRP	1,999	2,038	54.18	54.18	11.33	31.30
	3	41	CITIGROUP GRP	1,773	1,389	44.48	45.14	10.06	41.35
	4	19631	AMERICAN ROAD INS CO	1,583	1,583	11.59	11.59	8.98	50.33
	5	4716	FORTRESS GRP	1,519	867	47.61	47.61	8.61	58.94
	6	1285	XL AMER GRP	1,495	994	75.34	81.85	8.48	67.42
	7	98	WR BERKLEY CORP GRP	987	956	491.46	491.83	5.60	73.01
	8	8	ALLSTATE INS GRP	822	838	- 0.02	- 0.02	4.66	77.68
	9	176	STATE FARM GRP	808	808	0.00	0.00	4.58	82.26
	10	34738	ARAG INS CO	734	733	26.19	26.19	4.16	86.42
			**STATE TOTAL **	17,637	15,615	65.33	66.15	100.00	100.00
Washington	1	34738	ARAG INS CO	6,070	6,070	34.36	34.36	33.47	33.47
	2	464	PHYSICIANS INS A MUT GRP	4,143	4,143	57.61	57.61	22.85	56.32
	3	98	WR BERKLEY CORP GRP	3,084	2,776	206.43	206.43	17.01	73.33
	4	41	CITIGROUP GRP	1,160	945	28.89	29.33	6.40	79.72
	5	4716	FORTRESS GRP	750	387	63.29	63.29	4.13	83.86
	6	31	BERKSHIRE HATHAWAY GRP	730	731	- 3.35	- 3.35	4.03	87.88
	7	19631	AMERICAN ROAD INS CO	506	506	8.29	8.29	2.79	90.67
	8	281	JM FAMILY GRP	381	286	16.72	18.29	2.10	92.77
	9	8	ALLSTATE INS GRP	338	343	0.00	0.00	1.87	94.64
	10	3548	TRAVELERS GRP	289	275	15.18	26.26	1.59	96.23
			**STATE TOTAL **	18,133	17,142	67.70	67.99	100.00	100.00
West Virginia	1	19631	AMERICAN ROAD INS CO	883	883	3.79	3.79	28.92	28.92
	2	41	CITIGROUP GRP	682	910	34.27	34.87	22.34	51.26
	3	40070	FARMERS MUT INS CO	564	594	10.94	11.11	18.47	69.74
	4	4716	FORTRESS GRP	324	155	46.61	46.61	10.63	80.37
	5	281	JM FAMILY GRP	153	110	40.61	44.42	5.02	85.39
	6	4339	FARMERS & MECHANICS MUT GRP	108	104	21.99	21.99	3.52	88.91
	7	8	ALLSTATE INS GRP	73	77	0.00	0.00	2.40	91.31
	8	1208	GRAY INS GRP	66	66	0.00	0.00	2.15	93.46
	9	626	ACE LTD GRP	58	58	8.55	8.56	1.92	95.37
	10	98	WR BERKLEY CORP GRP	55	56	-555.11	-555.11	1.80	97.17
			**STATE TOTAL **	3,052	3,241	7.04	7.40	100.00	100.00
Wisconsin	1	37869	PRE PAID LEGAL CAS INC	2,429	2,425	30.51	30.51	25.94	25.94
	2	281	JM FAMILY GRP	2,057	1,698	38.98	42.63	21.97	47.91
	3	19631	AMERICAN ROAD INS CO	1,749	1,749	41.65	41.65	18.68	66.60
	4	31	BERKSHIRE HATHAWAY GRP	722	722	1.27	1.27	7.71	74.30
	5	41	CITIGROUP GRP	617	796	22.85	23.16	6.59	80.89
	6	4716	FORTRESS GRP	547	392	23.81	23.81	5.85	86.74
	7	8	ALLSTATE INS GRP	285	284	0.00	0.00	3.04	89.78
	8	23132	RVI AMER INS CO	259	99	0.00	0.00	2.77	92.55
	9	34738	ARAG INS CO	175	174	43.25	43.25	1.87	94.42
	10	55	AUTOMOBILE CLUB MI GRP	130	122	19.81	21.04	1.39	95.81
			**STATE TOTAL **	9,363	8,940	27.14	27.90	100.00	100.00

PROPERTY AND CASUALTY INSURANCE INDUSTRY
MARKET SHARE REPORT - TOTAL PREMIUM
BY GROUP
34 - AGGREGATE WRITE-INS FOR OTHER LINES OF BUSINESS

May 15, 2014

STATE	Rank	Group/ Company Code	Group/ Company Name	Direct Premiums Written (000)	Direct Premiums Earned (000)	Direct Loss to EP Ratio	Direct Loss & DCC to EP Ratio	Market Share %	Cumulative Market Share %
Wyoming	1	19631	AMERICAN ROAD INS CO	349	349	167.98	167.98	44.71	44.71
	2	41	CITIGROUP GRP	225	205	21.65	21.65	28.82	73.52
	3	31	BERKSHIRE HATHAWAY GRP	78	78	- 24.43	- 24.43	10.01	83.54
	4	281	JM FAMILY GRP	51	56	38.52	42.13	6.52	90.06
	5	1208	GRAY INS GRP	34	34	0.00	0.00	4.33	94.38
	6	8	ALLSTATE INS GRP	25	26	0.00	0.00	3.24	97.62
	7	468	AEGON US HOLDING GRP	12	12	- 1.97	- 1.97	1.58	99.20
	8	626	ACE LTD GRP	7	7	4.63	4.78	0.87	100.00
	9	84	AMERICAN FINANCIAL GRP	3	0	-6974.94	-6974.94	0.39	100.00
	10	19	ASSURANT INC GRP	3	3	0.20	0.20	0.38	100.00
			STATE TOTAL	781	798	76.06	76.33	100.00	100.00
Guam	1	12633	CENTURY INS CO GU LTD	833	947	38.92	46.56	88.94	88.94
	2	4715	MS & AD INS GRP	70	70	0.66	0.66	7.50	96.44
	3	31	BERKSHIRE HATHAWAY GRP	34	34	- 0.33	- 0.33	3.61	100.00
			STATE TOTAL	937	1,054	34.42	41.28	100.00	100.00
Puerto Rico	1	10899	ASOC DE SUSCRIPCION CONJUNTA DEL SEG	157,170	165,648	59.12	59.12	91.01	91.01
	2	3526	COOPERATIVA DE SEGUROS MULTIPLES GRP	6,734	6,749	44.26	44.58	3.90	94.91
	3	281	JM FAMILY GRP	5,923	5,976	15.98	17.48	3.43	98.34
	4	411	MAPFRE INS GRP	2,510	2,342	39.27	38.03	1.45	99.79
	5	1285	XL AMER GRP	224	168	83.83	92.23	0.13	99.92
	6	19	ASSURANT INC GRP	140	140	- 0.68	- 0.68	0.08	100.00
	7	31	BERKSHIRE HATHAWAY GRP	1	1	- 0.79	- 0.79	0.00	100.00
			STATE TOTAL	172,703	181,024	56.86	56.90	100.00	100.00
U.S. Virgin Islands	1	626	ACE LTD GRP	3	3	0.00	0.00	73.88	73.88
	2	411	MAPFRE INS GRP	1	1	0.00	0.00	26.12	100.00
			STATE TOTAL	4	4	0.00	0.00	100.00	100.00
Northern Mariana Islands			**STATE TOTAL**	(1)	1	-467.91	-467.91	100.00	100.00
Canada	1	41	CITIGROUP GRP	11,784	13,583	10.37	10.48	37.21	37.21
	2	19631	AMERICAN ROAD INS CO	7,417	7,417	88.45	88.45	23.42	60.62
	3	176	STATE FARM GRP	6,460	6,538	23.38	23.38	20.40	81.02
	4	84	AMERICAN FINANCIAL GRP	3,602	5,615	55.70	55.70	11.37	92.39
	5	23132	RVI AMER INS CO	2,409	3,030	0.00	0.00	7.61	100.00
			STATE TOTAL	31,672	36,183	34.89	34.93	100.00	100.00
Aggregate Other Alien	1	3239	ALLIED WORLD ASSUR HOLDING GRP	116,163	97,049	43.82	63.61	59.61	59.61
	2	225	IAT REINS CO GRP	32,039	28,028	48.27	51.86	16.44	76.06
	3	626	ACE LTD GRP	31,292	30,235	102.06	107.30	16.06	92.11
	4	1129	WHITE MOUNTAINS GRP	6,774	(840)	N/A	N/A	3.48	95.59
	5	3478	HALLMARK FIN SERV GRP	3,285	3,515	32.14	32.14	1.69	97.28
	6	510	NAVIGATORS GRP	3,223	2,686	18.84	19.56	1.65	98.93
	7	457	ARGONAUT GRP	2,017	4,365	16.70	16.70	1.04	99.97
	8	899	ROCKINGHAM GRP	52	20	0.00	0.00	0.03	99.99
	9	98	WR BERKLEY CORP GRP	12	19	-121.11	-122.40	0.01	100.00
	10	31	BERKSHIRE HATHAWAY GRP	8	8	- 0.31	- 0.31	0.00	100.00
			STATE TOTAL	194,860	166,299	54.50	67.79	100.00	100.00

Technical Notes

**2013 MARKET SHARE REPORTS – PROPERTY/CASUALTY
TECHNICAL NOTES**

Direct Written Premium – Annual Statement Page 19 (State Page), Column 1

<u>Line Number</u>	<u>Line Description</u>
35	Total All Lines
1	Fire
2.1	Allied Lines
2.2	Multiple Peril Crop
2.3	Federal Flood
3	Farmowners Multiple Peril
4	Homeowners Multiple Peril
05.1 + 05.2	Total Commercial Multiple Peril
6	Mortgage Guaranty
8	Ocean Marine
9	Inland Marine
10	Financial Guaranty
11	Medical Malpractice
12	Earthquake
16	Workers' Compensation
17.1	Other Liability * (split in 2008)
17.3	Excess Workers' Compensation * (split in 2008)
18	Products Liability
19.1 + 19.2	Private Passenger Auto Liability
21.1	Private Passenger Auto Physical Damage
19.1 + 19.2 + 21.1	Total Private Passenger Auto
19.3 + 19.4	Commercial Auto Liability
21.2	Commercial Auto Physical Damage
19.3 + 19.4 + 21.2	Total Commercial Auto
22	Aircraft (All Perils)
23	Fidelity
24	Surety
26	Burglary and Theft
27	Boiler and Machinery
28	Credit
30	Warranty * (new in 2008)
34	Aggregate Write-Ins for Other Lines of Business

General

Only companies reporting positive premiums are displayed in this report. While companies reporting negative premiums are not listed, the negative premium is still included in the calculation of total premium. Due to the addition of negative premiums to the total premium, the cumulative market share is capped at 100%.

Loss Ratio

Direct Loss to Earned Premium Ratio = $[(\text{Direct Losses Incurred} / \text{Direct Premiums Earned}) * 100]$.

Direct Loss and Direct Defense and Cost Containment Loss to Earned Premium Ratio = $[(\text{Direct Losses Incurred} + \text{Direct Defense and Cost Containment Expenses Incurred}) / (\text{Direct Premiums Earned}) * 100]$.

If earned premiums are zero or negative, then Loss Ratio = N/A.

Market Share

Market Share = $[(\text{Company or Group's premiums} / \text{total premiums}) * 100]$. Depending on the report, the total premiums are either countrywide or by state/territory. Cumulative Market Share is the running total of the individual Company or Group market shares.

Company/Group Specific Notes

The following company/group change has come to our attention and may be noteworthy to users of this report.

- The Zurich Insurance Group (212) included the Farmers companies in 2012. However, for 2013, the Farmers companies are now included in the Farmers Insurance Group (69). Refer to the Index of Companies Affiliated with a Group for a complete listing of companies included in group 212 and group 69 for 2013.

Workers' Compensation and Other State Funds

Data for certain state funds/residual market mechanisms is provided directly to the NAIC. It should be noted that the year-end for many of these funds is June 30 instead of Dec. 31. Additionally, the direct premium written figure for Louisiana Citizens Property Insurance Corporation is unaudited, and, therefore, subject to restatement. For 2013, the state funds/residual market mechanisms reporting directly to the NAIC used loss adjustment expenses (LAE) in lieu of direct defense and cost-containment expenses.

The funds are as follow:

State	Name	Direct Premiums Written	Direct Premiums Earned	Direct Losses Incurred	Direct Defense and Cost Containment Expenses Incurred
MT	The Montana State Compensation Insurance Fund	167,946,200	162,566,674	109,426,976	28,390,180
ND	Workforce Safety and Insurance	350,872,211	333,991,912	178,154,898	3,788,293
OH	Ohio Bureau of Workers' Compensation	1,539,301,000	1,533,153,000	1,136,718,000	354,797,000
OK	CompSource Oklahoma – The Oklahoma State Insurance Fund	310,065,963	309,203,866	270,884,395	15,085,669.00
SC	South Carolina State Accident Fund	76,364,801	75,596,185	53,271,226	1,394,251.00
WA	Washington State Fund	1,584,213,000	1,584,213,000	2,162,748,000	149,818,000
WY	Wyoming State Fund	219,274,559	219,274,559	243,048,000	5,978,075
LA	Louisiana Citizens Property Insurance Corporation	179,000,104	182,527,172	40,139,603	3,198,976

Index of Insurer Groups and Companies

PROPERTY AND CASUALTY INSURANCE INDUSTRY

2013 MARKET SHARE REPORT

INDEX OF COMPANIES

Companies Affiliated With a Group
by Group Name

Group Code	Group Name	Individual Company Code	Company Name
626	ACE LTD	22667	ACE AMER INS CO
		20702	ACE FIRE UNDERWRITERS INS CO
		30953	ACE INS CO
		26417	ACE INS CO OF THE MIDWEST
		20699	ACE PROP & CAS INS CO
		42757	AGRI GEN INS CO
		38938	ATLANTIC EMPLOYERS INS CO
		20591	BANKERS STANDARD FIRE & MARINE CO
		18279	BANKERS STANDARD INS CO
		20710	CENTURY IND CO
		27960	ILLINOIS UNION INS CO
		43575	INDEMNITY INS CO OF NORTH AMER
		22713	INSURANCE CO OF N AMER
		22748	PACIFIC EMPLOYERS INS CO
		14982	PENN MILLERS INS CO
		10030	WESTCHESTER FIRE INS CO
		10172	WESTCHESTER SURPLUS LINES INS CO
		33898	AEGIS SECURITY INS CO
		17965	AMERICAN SENTINEL INS CO
		10952	STONEBRIDGE CAS INS CO
313	AEGIS GRP	36153	AETNA INS CO OF CT
468	AEGON US HOLDING GRP	11531	CHC CAS RRG
		13677	AFFILIATES INS RECIP A RRG
1	AETNA	42609	AFFIRMATIVE INS CO
4681	AFFILIATES RISK GRP	12569	AFFIRMATIVE INS CO OF MI
		10295	USAGENCIES CAS INS CO INC
		10413	USAGENCIES DIRECT INS CO
3596	AFFIRMATIVE INS GRP	18430	AGRICULTURAL WORKERS MUT AUTO INS
		11090	WORTH CAS CO
		13285	ALLEGHENY CAS CO
2438	AG WORKERS INS GRP	11592	INTERNATIONAL FIDELITY INS CO
		11573	ACCIDENT INS CO INC
		10702	MADISON INS CO
4705	AIA HOLDINGS INC GRP	11104	ASSOCIATED EMPLOYERS INS CO
		33758	ASSOCIATED INDUSTRIES OF MA MUT INS
		12886	MASSACHUSETTS EMPLOYERS INS CO
4680	AIC HOLDINGS GRP	13083	NEW HAMPSHIRE EMPLOYERS INS CO
		29033	ATAIN INS CO
		17159	ATAIN SPECIALTY INS CO
2498	AIM MUT GRP	18791	ALFA ALLIANCE INS CORP
		41661	ALFA GEN INS CORP
		22330	ALFA INS CORP
		19143	ALFA MUT FIRE INS CO
		19151	ALFA MUT GEN INS CO
3299	AJK HOLDINGS		
5	ALFA INS GRP		

PROPERTY AND CASUALTY INSURANCE INDUSTRY

2013 MARKET SHARE REPORT

INDEX OF COMPANIES

Companies Affiliated With a Group
by Group Name

Group Code	Group Name	Individual Company Code	Company Name
5	ALFA INS GRP	19135	ALFA MUT INS CO
		11004	ALFA SPECIALTY INS CORP
		12188	ALFA VISION INS CORP
4785	ALLEGANY COOP & CONEMAUGH VALLEY GRP	30970	ALLEGANY CO-OP INS CO
		16985	CONEMAUGH VALLEY MUT INS CO
501	ALLEGHANY GRP	10472	CAPITOL IND CORP
		10328	CAPITOL SPECIALTY INS CORP
		13027	COVINGTON SPECIALTY INS CO
		35157	FAIR AMER INS & REINS CO
		33138	LANDMARK AMER INS CO
		11555	PACIFIC COMPENSATION INS CO
		18619	PLATTE RIVER INS CO
		22314	RSUI IND CO
		33154	ALLIANCE IND CO
		19186	ALLIANCE INS CO INC
214	ALLIANCE INS GRP	19194	FARMERS ALLIANCE MUT INS CO
		22837	AGCS MARINE INS CO
761	ALLIANZ INS GRP	35300	ALLIANZ GLOBAL RISKS US INS CO
		36420	ALLIANZ UNDERWRITERS INS CO
		21849	AMERICAN AUTOMOBILE INS CO
		21857	AMERICAN INS CO
		21865	ASSOCIATED IND CORP
		22810	CHICAGO INS CO
		20516	EULER HERMES N AMER INS CO
		29181	FIREMANS FUND CNTY MUT INS CO
		11380	FIREMANS FUND IND CORP
		21873	FIREMANS FUND INS CO
		39500	FIREMANS FUND INS CO OF HI INC
		39640	FIREMANS FUND INS CO OF OH
		22829	INTERSTATE FIRE & CAS CO
		11630	JEFFERSON INS CO
		21881	NATIONAL SURETY CORP
3239	ALLIED WORLD ASSUR HOLDING GRP	19489	ALLIED WORLD ASSUR CO US INC
		22730	ALLIED WORLD INS CO
		10690	ALLIED WORLD NATL ASSUR CO
		16624	DARWIN NATL ASSUR CO
		24319	DARWIN SELECT INS CO
8	ALLSTATE INS GRP	29335	ALLSTATE CNTY MUT INS CO
		29688	ALLSTATE FIRE & CAS INS CO
		19240	ALLSTATE IND CO
		19232	ALLSTATE INS CO
		10852	ALLSTATE NJ INS CO
		12344	ALLSTATE NJ PROP & CAS INS CO
		17230	ALLSTATE PROP & CAS INS CO

PROPERTY AND CASUALTY INSURANCE INDUSTRY

2013 MARKET SHARE REPORT

INDEX OF COMPANIES

Companies Affiliated With a Group
by Group Name

Group Code	Group Name	Individual Company Code	Company Name
8	ALLSTATE INS GRP	26530	ALLSTATE TX LLOYDS
		37907	ALLSTATE VEHICLE & PROP INS CO
		10835	CASTLE KEY IND CO
		30511	CASTLE KEY INS CO
		11996	ENCOMPASS FLORIDIAN IND CO
		11993	ENCOMPASS FLORIDIAN INS CO
		11252	ENCOMPASS HOME & AUTO INS CO
		15130	ENCOMPASS IND CO
		11251	ENCOMPASS INDEPENDENT INS CO
		10358	ENCOMPASS INS CO
		10071	ENCOMPASS INS CO OF AMER
		12154	ENCOMPASS INS CO OF MA
		11599	ENCOMPASS INS CO OF NJ
		10072	ENCOMPASS PROP & CAS CO
		12496	ENCOMPASS PROP & CAS INS CO OF NJ
		25712	ESURANCE INS CO
		21741	ESURANCE INS CO OF NJ
		30210	ESURANCE PROP & CAS INS CO
		29980	FIRST COLONIAL INS CO
		13167	NORTH LIGHT SPECIALTY INS CO
79	ALLY INS HOLDINGS GRP	36455	NORTHBROOK IND CO
		22004	CIM INS CORP
		38601	MIC PROP & CAS INS CORP
1248	AMBAC ASSUR CORP GRP	22012	MOTORS INS CORP
		18708	AMBAC ASSUR CORP
		24961	EVERSPAN FIN GUAR CORP
574	AMERCO CORP	31089	REPWEST INS CO
922	AMERICAN ASSETS GRP	40029	EXPLORER INS CO
		10024	INDEPENDENCE CAS & SURETY CO
		27847	INSURANCE CO OF THE WEST
594	AMERICAN CONTRACTORS INS GRP	19984	ACIG INS CO
		12300	AMERICAN CONTRACTORS INS CO RRG
		23337	AMERICAN EUROPEAN INS CO
383	AMERICAN EUROPEAN GRP	41378	RUTGERS CAS INS CO
		11245	RUTGERS ENHANCED INS CO
		31399	UNITED INTL INS CO
473	AMERICAN FAMILY INS GRP	10386	AMERICAN FAMILY INS CO
		19275	AMERICAN FAMILY MUT INS CO
		10387	AMERICAN STANDARD INS CO OF OH
		19283	AMERICAN STANDARD INS CO OF WI
		20419	HOMESITE IND CO
		17221	HOMESITE INS CO
		11005	HOMESITE INS CO OF CA
		11156	HOMESITE INS CO OF FL

PROPERTY AND CASUALTY INSURANCE INDUSTRY

2013 MARKET SHARE REPORT

INDEX OF COMPANIES

Companies Affiliated With a Group
by Group Name

Group Code	Group Name	Individual Company Code	Company Name
473	AMERICAN FAMILY INS GRP	10745	HOMESITE INS CO OF GA
		11016	HOMESITE INS CO OF IL
		10986	HOMESITE INS CO OF NY
		13927	HOMESITE INS CO OF THE MIDWEST
		11237	HOMESITE LLOYDS OF TX
		27138	MIDVALE IND CO
		37648	PERMANENT GEN ASSUR CORP
		22906	PERMANENT GEN ASSUR CORP OF OH
		13703	THE GEN AUTOMOBILE INS CO INC
		37931	AMERICAN FARMERS & RANCHERS INS CO
1321	AMERICAN FARMERS AND RANCHERS GRP	41475	AMERICAN FARMERS & RANCHERS MUT INS
1289	AMERICAN FIDELITY & LIBERTY INC GRP	35963	AF&L INS CO
		76759	SENIOR AMER INS CO
84	AMERICAN FINANCIAL GRP	37990	AMERICAN EMPIRE INS CO
		35351	AMERICAN EMPIRE SURPLUS LINES INS CO
		26832	GREAT AMER ALLIANCE INS CO
		26344	GREAT AMER ASSUR CO
		39896	GREAT AMER CAS INS CO
		10646	GREAT AMER CONTEMPORARY INS CO
		37532	GREAT AMER E&S INS CO
		41858	GREAT AMER FIDELITY INS CO
		16691	GREAT AMER INS CO
		22136	GREAT AMER INS CO OF NY
		38024	GREAT AMER LLOYDS INS CO
		38580	GREAT AMER PROTECTION INS CO
		31135	GREAT AMER SECURITY INS CO
		33723	GREAT AMER SPIRIT INS CO
		14084	LIVESTOCK MARKET ENHANCEMENT RRG
		15380	MID CONTINENT ASSUR CO
		23418	MID CONTINENT CAS CO
		13794	MID CONTINENT EXCESS AND SURPLUS INS
		32620	NATIONAL INTERSTATE INS CO
		11051	NATIONAL INTERSTATE INS CO OF HI INC
		23426	OKLAHOMA SURETY CO
		22179	REPUBLIC IND CO OF AMER
		43753	REPUBLIC IND CO OF CA
		41106	TRIUMPHE CAS CO
		21172	VANLINER INS CO
3678	AMERICAN INDEPENDENT INS GRP	17957	AMERICAN INDEPENDENT INS CO
		10343	APOLLO CAS CO
		13455	BANKERS INDEPENDENT INS CO
		11862	DELPHI CAS CO
		34940	OMNI IND CO
		39098	OMNI INS CO

PROPERTY AND CASUALTY INSURANCE INDUSTRY

2013 MARKET SHARE REPORT

INDEX OF COMPANIES

Companies Affiliated With a Group
by Group Name

Group Code	Group Name	Individual Company Code	Company Name
3678	AMERICAN INDEPENDENT INS GRP	12289	PERSONAL SERV INS CO
12	AMERICAN INTRNL GRP	40258	AIG ASSUR CO
		31674	AIG INS CO PR
		19402	AIG PROP CAS CO
		26883	AIG SPECIALTY INS CO
		19399	AIU INS CO
		19380	AMERICAN HOME ASSUR CO
		19410	COMMERCE & INDUSTRY INS CO
		23809	GRANITE STATE INS CO
		23817	ILLINOIS NATL INS CO
		19429	INSURANCE CO OF THE STATE OF PA
		19437	LEXINGTON INS CO
		19445	NATIONAL UNION FIRE INS CO OF PITTS
		23841	NEW HAMPSHIRE INS CO
		16659	UNITED GUAR COMM INS CO OF NC
		40525	UNITED GUAR CREDIT INS CO
		26999	UNITED GUAR MORTGAGE IND CO
		15873	UNITED GUAR RESIDENTIAL INS CO
		16667	UNITED GUAR RESIDENTIAL INS CO OF NC
359	AMERICAN MUT SHR INS CORP & SUB	12700	AMERICAN MUT SHARE INS CORP
		10003	EXCESS SHARE INS CORP
408	AMERICAN NATL FNCL GRP	29319	AMERICAN NATL CNTY MUT INS CO
		39942	AMERICAN NATL GEN INS CO
		10043	AMERICAN NATL LLOYDS INS CO
		28401	AMERICAN NATL PROP & CAS CO
		11140	ANPAC LA INS CO
		13803	FARM FAMILY CAS INS CO
		11048	PACIFIC PROP & CAS CO
		29963	UNITED FARM FAMILY INS CO
4	AMERIPRISE FINANCIAL GRP	12504	AMERIPRISE INS CO
		29068	IDS PROP CAS INS CO
680	AMERISAFE GRP	31895	AMERICAN INTERSTATE INS CO
		12228	AMERICAN INTERSTATE INS CO OF TX
		26869	SILVER OAK CAS INC
124	AMERISURE CO	19488	AMERISURE INS CO
		23396	AMERISURE MUT INS CO
		11050	AMERISURE PARTNERS INS CO
28	AMICA MUT GRP	10896	AMICA LLOYDS OF TX
		19976	AMICA MUT INS CO
		12287	AMICA PROP & CAS INS CO
2538	AMTRUST NGH GRP	10389	AGENT ALLIANCE INS CO
		15954	AMTRUST INS CO OF KS INC
		26689	AMTRUST LLOYDS INS CO OF TX
		23140	ASSOCIATED INDUSTRIES INS CO INC

PROPERTY AND CASUALTY INSURANCE INDUSTRY

2013 MARKET SHARE REPORT

INDEX OF COMPANIES

Companies Affiliated With a Group
by Group Name

Group Code	Group Name	Individual Company Code	Company Name
2538	AMTRUST NGH GRP	10859	FIRST NONPROFIT INS CO
		27930	INTEGON CAS INS CO
		22780	INTEGON GEN INS CORP
		22772	INTEGON IND CORP
		29742	INTEGON NATL INS CO
		31488	INTEGON PREFERRED INS CO
		38660	MIC GEN INS CORP
		26662	MILWAUKEE CAS INS CO
		42447	NATIONAL GEN ASSUR CO
		23728	NATIONAL GEN INS CO
		11044	NATIONAL GENERAL INS ONLINE INC
		12130	NEW SOUTH INS CO
		12832	PERSONAL EXPRESS INS CO
		12491	ROCHDALE INS CO OF NY
		19879	SECURITY NATL INS CO
		12338	SEQUOIA IND CO
		22985	SEQUOIA INS CO
		42376	TECHNOLOGY INS CO INC
		25011	WESCO INS CO
3385	ANACOSTIA HOLDING GRP	10183	EQUITABLE LIAB INS CO
4256	ANCHOR INS HOLDINGS GRP	40010	ANCHOR GEN INS CO
		29793	PACIFIC STAR INS CO
22	ANDOVER GRP	19763	BAY STATE INS CO
		19771	CAMBRIDGE MUT FIRE INS CO
		19798	MERRIMACK MUT FIRE INS CO
586	ARBELLA INS GRP	10017	ARBELLA IND INS CO
		17000	ARBELLA MUT INS CO
		41360	ARBELLA PROTECTION INS CO
		10231	COMMONWEALTH MUT INS CO
		10062	COVENANT INS CO
1279	ARCH INS GRP	10946	ARCH EXCESS & SURPLUS INS CO
		30830	ARCH IND INS CO
		11150	ARCH INS CO
		10348	ARCH REINS CO
		21199	ARCH SPECIALTY INS CO
4726	ARCHER DANIELS MIDLAND GRP	33987	ADM INS CO
		10541	AGRINATIONAL INS CO
457	ARGONAUT GRP	19860	ARGONAUT GREAT CENTRAL INS CO
		19801	ARGONAUT INS CO
		26409	ARGONAUT LTD RISK INS CO
		19828	ARGONAUT MIDWEST INS CO
		19844	ARGONAUT SW INS CO
		39993	COLONY INS CO
		34118	COLONY NATL INS CO

PROPERTY AND CASUALTY INSURANCE INDUSTRY

2013 MARKET SHARE REPORT INDEX OF COMPANIES Companies Affiliated With a Group by Group Name

Group Code	Group Name	Individual Company Code	Company Name
457	ARGONAUT GRP	36927	COLONY SPECIALTY INS CO
		35505	ROCKWOOD CAS INS CO
		19836	SELECT MARKETS INS CO
		10726	SOMERSET CAS INS CO
848	ARI INS CO	13900	ARI MUT INS CO
4707	ARIAS HOLDINGS LLC GRP	13792	NEW HOME WARRANTY INS CO A RRG
143	ARMCO INS INC	21989	COMPASS INS CO
		11977	NORTHWESTERN NATL INS CO SEG ACCNT
553	ARROWPOINT CAPITAL GRP	24678	ARROWOOD IND CO
		41807	ARROWOOD SURPLUS LINES INS CO
1344	ARX HOLDING CORP GRP	11072	ACA HOME INS CORP
		12601	AMERICAN CAPITAL ASSUR CORP
		10872	AMERICAN STRATEGIC INS CORP
		12196	ASI ASSUR CORP
		11059	ASI LLOYDS
		13142	ASI PREFERRED INS CORP
		14042	ASI SELECT INS CORP
4698	ASPEN INS HOLDING GRP	43460	ASPEN AMER INS CO
		10717	ASPEN SPECIALTY INS CO
19	ASSURANT INC GRP	10111	AMERICAN BANKERS INS CO OF FL
		19615	AMERICAN RELIABLE INS CO
		42978	AMERICAN SECURITY INS CO
		30590	CARIBBEAN AMER PROP INS CO
		28843	RELIABLE LLOYDS INS CO
		42986	STANDARD GUAR INS CO
		40428	VOYAGER IND INS CO
4799	ASSURE HOLDING CORP GRP	27898	AMERICAS INS CO
		11178	QUALITY CAS INS CO INC
194	ASSURED GUAR GRP	30180	ASSURED GUAR CORP
		18287	ASSURED GUAR MUNICIPAL CORP
		13559	MUNICIPAL ASSUR COR
587	ATLANTIC AMER	33103	AMERICAN SAFETY INS CO
		10235	AMERICAN SOUTHERN INS CO
4795	ATLAS FINANCIAL HOLDINGS GRP	38237	AMERICAN COUNTRY INS CO
		42897	AMERICAN SERV INS CO INC
		28339	GATEWAY INS CO
4798	ATTORNEYS LIAB ASSUR SOCIETY GRP	10639	ATTORNEYS LIAB ASSUR SOCIETY INC RRG
1318	AUTO CLUB ENTERPRISES INS GRP	29327	AAA TX CNTY MUT INS CO
		11009	AUTO CLUB CAS CO
		27235	AUTO CLUB FAMILY INS CO
		11008	AUTO CLUB IND CO
		12813	AUTO CLUB INS CO OF FL
		15512	AUTOMOBILE CLUB INTERINS EXCH
		15598	INTERINS EXCH OF THE AUTOMOBILE CLUB

PROPERTY AND CASUALTY INSURANCE INDUSTRY

2013 MARKET SHARE REPORT

INDEX OF COMPANIES

Companies Affiliated With a Group
by Group Name

Group Code	Group Name	Individual Company Code	Company Name
280	AUTO OWNERS GRP	18988	AUTO OWNERS INS CO
		26638	HOME OWNERS INS CO
		32700	OWNERS INS CO
		32905	PROPERTY OWNERS INS CO
		10190	SOUTHERN OWNERS INS CO
55	AUTOMOBILE CLUB MI	21210	AUTO CLUB GRP INS CO
		21202	AUTO CLUB INS ASSOC
		11983	AUTO CLUB PROP CAS INS CO
		13994	FREMONT INS CO
		16101	MEEMIC INS CO
		21229	MEMBERSELECT INS CO
968	AXA INS GRP	33022	AXA INS CO
		16187	MOSAIC INS CO
3416	AXIS CAPITAL GRP	37273	AXIS INS CO
		20370	AXIS REINS CO
		15610	AXIS SPECIALTY INS CO
		26620	AXIS SURPLUS INS CO
867	BALDWIN & LYONS GRP	12416	PROTECTIVE INS CO
		13149	PROTECTIVE SPECIALTY INS CO
		40460	SAGAMORE INS CO
4733	BALDWIN MUT GRP	31186	BALDWIN MUT INS CO
1281	BANKAMERICA CORP	24813	BALBOA INS CO
		24821	MERITPLAN INS CO
		24848	NEWPORT INS CO
689	BANKERS INS GRP	33162	BANKERS INS CO
		13041	BANKERS SPECIALTY INS CO
		13990	FIRST COMMUNITY INS CO
1228	BAR PLAN GRP	10966	BAR PLAN SURETY & FIDELITY CO
		29513	THE BAR PLAN MUT INS CO
919	BARNSTABLE GRP	41955	BARNSTABLE CNTY INS CO
		13463	BARNSTABLE CNTY MUT INS CO
4674	BARRINGTON CAPITAL GRP	10688	FLORIDA FAMILY INS CO
536	BC & BS OF FL GRP	10834	COMP OPTIONS INS CO INC
661	BCBS OF SC GRP	11963	AMFED CAS INS CO
		11208	AMFED NATL INS CO
		10794	COMPANION COMMERCIAL INS CO
		12157	COMPANION PROP & CAS INS CO
		13124	COMPANION SPECIALTY INS CO
23	BCS INS GRP	38245	BCS INS CO
3490	BEACON MUT GRP	24017	BEACON MUT INS CO
31	BERKSHIRE HATHAWAY	10391	AMERICAN CENTENNIAL INS CO
		42390	AMGUARD INS CO
		20931	ATLANTA INTL INS CO
		13795	ATTPRO RRG RECIP RRG

PROPERTY AND CASUALTY INSURANCE INDUSTRY

2013 MARKET SHARE REPORT

INDEX OF COMPANIES

Companies Affiliated With a Group
by Group Name

Group Code	Group Name	Individual Company Code	Company Name
31	BERKSHIRE HATHAWAY	13070	BERKSHIRE HATHAWAY ASSUR CORP
		20044	BERKSHIRE HATHAWAY HOMESTATE INS CO
		11014	BROOKWOOD INS CO
		38865	CALIFORNIA INS CO
		34274	CENTRAL STATES IND CO OF OMAHA
		27812	COLUMBIA INS CO
		32280	COMMERCIAL CAS INS CO
		35939	CONTINENTAL DIVIDE INS CO
		28258	CONTINENTAL IND CO
		10855	CYPRESS INS CO
		14702	EASTGUARD INS CO
		14138	GEICO ADVANTAGE INS CO
		41491	GEICO CAS CO
		14139	GEICO CHOICE INS CO
		35882	GEICO GEN INS CO
		22055	GEICO IND CO
		14137	GEICO SECURE INS CO
		22039	GENERAL REINS CORP
		37362	GENERAL STAR IND CO
		11967	GENERAL STAR NATL INS CO
		38962	GENESIS INS CO
		22063	GOVERNMENT EMPLOYEES INS CO
		11843	MEDICAL PROTECTIVE CO
		13589	MEDPRO RRG RRG
		26522	MOUNT VERNON FIRE INS CO
		14420	MOUNT VERNON SPECIALTY INS CO
		20079	NATIONAL FIRE & MARINE INS CO
		20087	NATIONAL IND CO
		20060	NATIONAL IND CO OF MID AMER
		42137	NATIONAL IND CO OF THE SOUTH
		20052	NATIONAL LIAB & FIRE INS CO
		31470	NORGUARD INS CO
		34630	OAK RIVER INS CO
		21962	PENNSYLVANIA INS CO
		42226	PRINCETON INS CO
		11673	REDWOOD FIRE & CAS INS CO
		37923	SEAWORTHY INS CO
		22276	STONEWALL INS CO
		25895	UNITED STATES LIAB INS CO
		35416	US UNDERWRITERS INS CO
		11981	WESTGUARD INS CO
572	BLUE CROSS & BLUE SHIELD OF MI GRP	12304	ACCIDENT FUND GEN INS CO
		10166	ACCIDENT FUND INS CO OF AMER
		12305	ACCIDENT FUND NATL INS CO

PROPERTY AND CASUALTY INSURANCE INDUSTRY

2013 MARKET SHARE REPORT

INDEX OF COMPANIES

Companies Affiliated With a Group
by Group Name

Group Code	Group Name	Individual Company Code	Company Name
572	BLUE CROSS & BLUE SHIELD OF MI GRP	12177	COMPWEST INS CO
		10713	THIRD COAST INS CO
		29157	UNITED WI INS CO
4768	BRICKSTREET MUT GRP	12372	BRICKSTREET MUT INS CO
		13045	NORTHSTONE INS CO
46	BUCKEYE INS GRP	16713	BUCKEYE STATE MUT INS CO
		17639	HOME & FARM INS CO
1302	BUILDERS FINANCIAL GRP INC	11240	ASSOCIATION INS CO
		10704	BUILDERS INS
		16632	VININGS INS CO
4507	BUILDERS GRP	10844	BUILDERS MUT INS CO
		13036	BUILDERS PREMIER INS CO
33	CALIFORNIA CAS MGMT	27464	CALIFORNIA CAS & FIRE INS CO
		35955	CALIFORNIA CAS GEN INS CO OF OR
		20117	CALIFORNIA CAS IND EXCH
		20125	CALIFORNIA CAS INS CO
532	CAMERON MUT GRP	15725	CAMERON MUT INS CO
		42498	CAMERON NATL INS CO
262	CANAL GRP	27790	CANAL IND CO
		10464	CANAL INS CO
802	CAPITAL INS GROUP	13544	CALIFORNIA CAPITAL INS CO
		12890	EAGLE W INS CO
		23540	MONTEREY INS CO
		11165	NEVADA CAPITAL INS CO
4754	CAROLINA MOTOR CLUB GRP	12617	THE MEMBERS INS CO
		32972	UNIVERSAL INS CO
4746	CATALINA HOLDINGS GRP	44016	NATIONAL HOME INS CO RRG
		23752	QUANTA IND CO
3569	CATERPILLAR GRP	11255	CATERPILLAR INS CO
4574	CATLIN US INS GRP	24503	CATLIN IND CO
		19518	CATLIN INS CO
		15989	CATLIN SPECIALTY INS CO
35	CELINA GRP	20176	CELINA MUT INS CO
		16764	MIAMI MUT INS CO
		20184	NATIONAL MUT INS CO
		15431	WEST VIRGINIA FARMERS MUT INS ASSOC
36	CENTRAL MUT I C OH	20222	ALL AMER INS CO
		20230	CENTRAL MUT INS CO
		42382	CMI LLOYDS
690	CENTRAL STATES GRP	11499	CENSTAT CAS CO
1178	CHARTER INS GRP	44326	ATLANTIC CHARTER INS CO
		10664	ENDEAVOUR INS CO
		11984	INDEPENDENCE CAS INS CO
4743	CHRISTUS HLTH GRP	36234	PREFERRED PROFESSIONAL INS CO

PROPERTY AND CASUALTY INSURANCE INDUSTRY

2013 MARKET SHARE REPORT

INDEX OF COMPANIES

Companies Affiliated With a Group
by Group Name

Group Code	Group Name	Individual Company Code	Company Name
38	CHUBB INC GRP	38989	CHUBB CUSTOM INS CO
		12777	CHUBB IND INS CO
		41386	CHUBB INS CO OF NJ
		27774	CHUBB LLOYDS INS CO OF TX
		10052	CHUBB NATL INS CO
		35181	EXECUTIVE RISK IND INC
		44792	EXECUTIVE RISK SPECIALITY INS CO
		20281	FEDERAL INS CO
		20303	GREAT NORTHERN INS CO
		20338	NORTHWESTERN PACIFIC IND CO
		20346	PACIFIC IND CO
		20389	TEXAS PACIFIC IND CO
		20397	VIGILANT INS CO
344	CHURCH PENSION FUND	10669	CHURCH INS CO
838	CINCINNATI EQUITABLE CO	16721	CINCINNATI EQUITABLE INS CO
		30457	USA UNDERWRITERS
244	CINCINNATI FNCL CP	28665	CINCINNATI CAS CO
		10677	CINCINNATI INS CO
		23280	THE CINCINNATI IND CO
		13037	THE CINCINNATI SPECIALTY UNDERWRITER
41	CITIGROUP	41211	TRITON INS CO
612	CITIZENS GRP	10246	SECURITY PLAN FIRE INS CO
323	CIVIL SERV EMPL	10693	CIVIL SERV EMPLOYEES INS CO
		18953	CSE SAFEGUARD INS CO
4774	CLOISTER MUT & WINDSOR MOUNT JOY GRP	18007	CLOISTER MUT CAS INS CO
		26166	WINDSOR MOUNT JOY MUT INS CO
218	CNA INS GRP	20427	AMERICAN CAS CO OF READING PA
		31127	COLUMBIA CAS CO
		20443	CONTINENTAL CAS CO
		35289	CONTINENTAL INS CO
		42625	CONTINENTAL INS CO OF NJ
		20478	NATIONAL FIRE INS CO OF HARTFORD
		24047	SURETY BONDING CO OF AMER
		20494	TRANSPORTATION INS CO
		13200	UNIVERSAL SURETY OF AMER
		20508	VALLEY FORGE INS CO
		13188	WESTERN SURETY CO
878	COLONIAL SAVINGS GROUP	40673	COLONIAL LLOYDS
807	COLUMBIA INS GRP	35629	ASSOCIATION CAS INS CO
		40371	COLUMBIA MUT INS CO
		19640	COLUMBIA NATL INS CO
		11258	GEORGIA CAS & SURETY CO
45	CONCORD GRP	20672	CONCORD GEN MUT INS CO
		20680	GREEN MOUNTAIN INS CO INC

PROPERTY AND CASUALTY INSURANCE INDUSTRY

2013 MARKET SHARE REPORT

INDEX OF COMPANIES

Companies Affiliated With a Group
by Group Name

Group Code	Group Name	Individual Company Code	Company Name
45	CONCORD GRP	16020	STATE MUT INS CO
		28479	SUNAPEE MUT FIRE INS CO
		13110	VERMONT ACCIDENT INS CO INC
4720	CONIFER HOLDINGS GRP	31151	AMERICAN COLONIAL INS CO
		29734	CONIFER INS CO
		11932	WHITE PINE INS CO
4770	CONNECTICUT MEDICAL GRP	13756	CMIC RRG
		15890	CONNECTICUT MEDICAL INS CO
635	CONTINENTAL INS CO	16993	CONTINENTAL MUT INS CO
3526	COOPERATIVA DE SEGUROS MULTIPLES GRP	18163	COOPERATIVA D SEGUROS MULTIPLES PR
		36749	REAL LEGACY ASSUR CO INC
50	COUNTRY INS & FINANCIAL SERVICES GRP	20982	COUNTRY CAS INS CO
		20990	COUNTRY MUT INS CO
		21008	COUNTRY PREF INS CO
		14206	HOLYOKE MUT INS CO IN SALEM
		14532	MIDDLESEX MUT ASSUR CO
		23655	MODERN SERV INS CO
1154	COVERYS GRP	10206	MEDICAL PROFESSIONAL MUT INS CO
		33111	MHA INS CO
		10638	PROSELECT INS CO
		42510	WASHINGTON CAS CO
1278	CSAA INS GRP	42960	AAA MID ATLANTIC INS CO OF NJ
		10921	ACA INS CO
		11681	CSAA AFFINITY INS CO
		15539	CSAA INS EXCH
		10675	CSAA MID-ATLANTIC INS CO
		37770	WESTERN UNITED INS CO
54	CUMBERLAND GRP	10448	CUMBERLAND INS CO INC
		13684	CUMBERLAND MUT FIRE INS CO
306	CUNA MUT GRP	29114	CMG MORTGAGE ASSUR CO
		40266	CMG MORTGAGE INS CO
		10847	CUMIS INS SOCIETY INC
		12758	CUMIS SPECIALTY INS CO INC
		34312	PRODUCERS AGRICULTURE INS CO
		33170	PRODUCERS LLOYDS INS CO
3456	CYPRESS HOLDINGS GRP	10953	CYPRESS PROP & CAS INS CO
		11578	CYPRESS TX LLOYDS
4641	D & J ROTTMAN GRP	13191	WESTERN BONDING CO
205	DE SMET INS GRP	31445	DE SMET FARM MUT INS CO OF SD
		38539	DE SMET INS CO OF SD
4693	DEERE & CO GRP	36781	JOHN DEERE INS CO
3489	DELEK GRP	10810	REPUBLIC FIRE & CAS INS CO
		19208	REPUBLIC LLOYDS
		24538	REPUBLIC UNDERWRITERS INS CO

PROPERTY AND CASUALTY INSURANCE INDUSTRY

2013 MARKET SHARE REPORT INDEX OF COMPANIES Companies Affiliated With a Group by Group Name

Group Code	Group Name	Individual Company Code	Company Name
3489	DELEK GRP	40479	REPUBLIC VANGUARD INS CO
		27863	SOUTHERN CNTY MUT INS CO
		19216	SOUTHERN INS CO
		10809	SOUTHERN UNDERWRITERS INS CO
		10925	SOUTHERN VANGUARD INS CO
598	DELTA GRP	10898	DELTA FIRE & CAS INS CO
930	DHC GRP	19269	DANIELSON NATL INS CO
		23671	NATIONAL AMER INS CO OF CA
1213	DIRECT GEN GRP	42781	DIRECT GEN INS CO
		14630	DIRECT GEN INS CO OF LA
		10889	DIRECT GEN INS CO OF MS
		37220	DIRECT INS CO
		23736	DIRECT NATL INS CO
831	DOCTORS CO GRP	11989	ADVOCATE MD INS OF THE SW INC
		39152	AMERICAN HLTHCARE IND CO
		33006	AMERICAN PHYSICIANS ASSUR CORP
		37656	ANESTHESIOLOGISTS PRO ASSUR CO
		34495	DOCTORS CO AN INTERINS EXCH
		33383	FIRST PROFESSIONALS INS CO
		33367	INTERMED INS CO
		35602	OHIC INS CO
		10352	SCPIE IND CO
		34487	TDC SPECIALTY INS CO
		41050	UNDERWRITER FOR THE PROFESSIONS INS
250	DONEGAL GRP	22586	ATLANTIC STATES INS CO
		13692	DONEGAL MUT INS CO
		14389	LE MARS INS CO
		10857	MICHIGAN INS CO
		39900	PENINSULA IND CO
		14958	PENINSULA INS CO
		15148	SHEBOYGAN FALLS INS CO
		26867	SOUTHERN INS CO OF VA
4672	DONGBU INS GRP	13620	DONGBU INS CO LTD
		12502	DONGBU INS CO LTD
3158	EASTERN INS HOLDING INC GRP	11242	ALLIED EASTERN IND CO
		13019	EASTERN ADVANTAGE ASSUR CO
		10724	EASTERN ALLIANCE INS CO
57	ELECTRIC INS GRP	21261	ELECTRIC INS CO
62	EMC INS CO	10863	DAKOTA FIRE INS CO
		25186	EMC PROP & CAS INS CO
		21407	EMCASCO INS CO
		21415	EMPLOYERS MUT CAS CO
		14125	HAMILTON MUT INS CO
		32808	ILLINOIS EMCASCO INS CO

PROPERTY AND CASUALTY INSURANCE INDUSTRY

2013 MARKET SHARE REPORT

INDEX OF COMPANIES

Companies Affiliated With a Group
by Group Name

Group Code	Group Name	Individual Company Code	Company Name
62	EMC INS CO	21423	UNION INS CO OF PROVIDENCE
3363	EMPLOYERS HOLDINGS GRP	25402	EMPLOYERS ASSUR CO
		11512	EMPLOYERS COMPENSATION INS CO
		10640	EMPLOYERS INS CO OF NV
		10346	EMPLOYERS PREFERRED INS CO
3786	ENDURANCE GRP	12548	AMERICAN AGRI BUSINESS INS CO
		10641	ENDURANCE AMER INS CO
		41718	ENDURANCE AMER SPECIALTY INS CO
		11551	ENDURANCE REINS CORP OF AMER
		43630	ENDURANCE RISK SOLUTIONS ASSUR CO
4725	ENSTAR GRP	36617	CAPITAL ASSUR CO INC
		36412	CLAREMONT LIAB INS CO
		43095	CLARENDON AMER INS CO
		20532	CLARENDON NATL INS CO
		21806	HARBOR SPECIALTY INS CO
		24295	PROVIDENCE WASHINGTON INS CO
		15563	SEABRIGHT INS CO
		25763	SEATON INS CO
		24325	YORK INS CO
213	ERIE INS GRP	26263	ERIE INS CO
		16233	ERIE INS CO OF NY
		26271	ERIE INS EXCH
		26830	ERIE INS PROP & CAS CO
		35585	FLAGSHIP CITY INS CO
4694	ESSENT GRP	13634	ESSENT GUAR INC
1120	EVEREST REIN HOL INC	10851	EVEREST IND INS CO
		10120	EVEREST NATL INS CO
		26921	EVEREST REINS CO
		22110	EVEREST SECURITY INS CO
		35947	MT MCKINLEY INS CO
4761	EVERETT MUT GRP	10750	1ST CHOICE AUTO INS CO
		17043	EVERETT CASH MUT INS CO
158	FAIRFAX FINANCIAL	39969	AMERICAN SAFETY CAS INS CO
		25433	AMERICAN SAFETY IND CO
		10251	AMERICAN UNDERWRITERS INS CO
		25070	CLEARWATER INS CO
		10220	COMMONWEALTH INS CO OF AMER
		31348	CRUM & FORSTER IND CO
		42471	CRUM & FORSTER INS CO
		44520	CRUM & FORSTER SPECIALTY INS CO
		18864	FAIRMONT INS CO
		25518	FAIRMONT PREMIER INS CO
		24384	FAIRMONT SPECIALTY INS CO
		10657	FIRST MERCURY INS CO

PROPERTY AND CASUALTY INSURANCE INDUSTRY

2013 MARKET SHARE REPORT

INDEX OF COMPANIES

Companies Affiliated With a Group
by Group Name

Group Code	Group Name	Individual Company Code	Company Name
158	FAIRFAX FINANCIAL	30007	GENERAL FIDELITY INS CO
		14484	HUDSON EXCESS INS CO
		25054	HUDSON INS CO
		37079	HUDSON SPECIALTY INS CO
		21105	NORTH RIVER INS CO
		23680	ODYSSEY REINS CO
		10936	SENECA INS CO INC
		10729	SENECA SPECIALTY INS CO
		25534	TIG INS CO
		21113	UNITED STATES FIRE INS CO
		26611	VALIANT INS CO
		13551	VALIANT SPECIALTY INS CO
		13269	ZENITH INS CO
		30120	ZNAT INS CO
842	FARM BUREAU GRP	13765	FARM BUREAU MUT INS CO OF ID
		39519	WESTERN COMM INS CO
4339	FARMERS & MECHANICS MUT GRP	12611	FARMERS & MECHANICS FIRE & CAS INS I
		36315	FARMERS MECH MUT FIRE INS OF WV
69	FARMERS INS GRP	25232	21ST CENTURY ADVANTAGE INS CO
		44245	21ST CENTURY ASSUR CO
		10184	21ST CENTURY AUTO INS CO OF NJ
		36404	21ST CENTURY CAS CO
		34789	21ST CENTURY CENTENNIAL INS CO
		43974	21ST CENTURY IND INS CO
		12963	21ST CENTURY INS CO
		10245	21ST CENTURY INS CO OF THE SW
		32220	21ST CENTURY N AMER INS CO
		36587	21ST CENTURY NATL INS CO
		23795	21ST CENTURY PACIFIC INS CO
		10710	21ST CENTURY PINNACLE INS CO
		22225	21ST CENTURY PREFERRED INS CO
		20796	21ST CENTURY PREMIER INS CO
		23833	21ST CENTURY SECURITY INS CO
		43761	21ST CENTURY SUPERIOR INS CO
		10805	AMERICAN PACIFIC INS CO INC
		11034	BRISTOL W CAS INS CO
		19658	BRISTOL W INS CO
		12774	BRISTOL W PREFERRED INS CO
		10315	CIVIC PROP & CAS CO
		25089	COAST NATL INS CO
		10318	EXACT PROP & CAS CO INC
		21628	FARMERS INS CO INC
		21598	FARMERS INS CO OF AZ
		21601	FARMERS INS CO OF ID

PROPERTY AND CASUALTY INSURANCE INDUSTRY

2013 MARKET SHARE REPORT

INDEX OF COMPANIES

Companies Affiliated With a Group
by Group Name

Group Code	Group Name	Individual Company Code	Company Name
69	FARMERS INS GRP	21636	FARMERS INS CO OF OR
		21644	FARMERS INS CO OF WA
		21652	FARMERS INS EXCH
		28487	FARMERS INS HI INC
		36889	FARMERS INS OF COLUMBUS INC
		10806	FARMERS NEW CENTURY INS CO
		43699	FARMERS SPECIALTY INS CO
		24392	FARMERS TX CNTY MUT INS CO
		21660	FIRE INS EXCH
		29254	FOREMOST CNTY MUT INS CO
		11185	FOREMOST INS CO GRAND RAPIDS MI
		41688	FOREMOST LLOYDS OF TX
		11800	FOREMOST PROP & CAS INS CO
		41513	FOREMOST SIGNATURE INS CO
		21679	ILLINOIS FARMERS INS CO
		21687	MID CENTURY INS CO
		28673	MID CENTURY INS CO OF TX
		10317	NEIGHBORHOOD SPIRIT PROP & CAS CO
		33120	SECURITY NATL INS CO
		21695	TEXAS FARMERS INS CO
		21709	TRUCK INS EXCH
569	FARMERS MTL HAIL INS CO OF IA GRP	13897	FARMERS MUT HAIL INS CO OF IA
1342	FARMERS MUT PROTECTION ASSN GRP	11047	NEW CENTURY INS CO
		36943	PRIORITY ONE INS CO
		21733	RVOS FARM MUT INS CO
474	FCCI MUT INS GRP	10993	BRIERFIELD INS CO
		12842	FCCI ADVANTAGE INS CO
		33472	FCCI COMMERCIAL INS CO
		10178	FCCI INS CO
		32506	MONROE GUAR INS CO
		20141	NATIONAL TRUST INS CO
7	FEDERATED MUT GRP	13935	FEDERATED MUT INS CO
		28304	FEDERATED SERV INS CO
4671	FIRE DISTRICTS NY GRP	13608	FDM PREFERRED INS CO INC
		13610	FIRE DISTRICTS INS CO INC
		37400	FIRE DISTRICTS OF NY MUT INS CO INC
3362	FIRST ACCEPTANCE INS GRP	10336	FIRST ACCEPTANCE INS CO INC
		11508	FIRST ACCEPTANCE INS CO OF GA INC
		12825	FIRST ACCEPTANCE INS CO OF TN INC
70	FIRST AMN TITLE	37710	FIRST AMER PROP & CAS INS CO
		34525	FIRST AMER SPECILATY INS CO
4773	FIRST PROTECTIVE & FIDELITY FIRE GRP	10186	FIDELITY FIRE & CAS CO
		10897	FIRST PROTECTIVE INS CO
641	FIRST TOWER GRP	10170	AMERICAN FEDERATED INS CO

PROPERTY AND CASUALTY INSURANCE INDUSTRY

2013 MARKET SHARE REPORT

INDEX OF COMPANIES

Companies Affiliated With a Group
by Group Name

Group Code	Group Name	Individual Company Code	Company Name
4769	FLORIDA PENINSULA HOLDINGS GRP	12482	EDISON INS CO
		10132	FLORIDA PENINSULA INS CO
349	FLORISTS MUT	33278	FLORISTS INS CO
		13978	FLORISTS MUT INS CO
65	FM GLOBAL GRP	10014	AFFILIATED FM INS CO
		10316	APPALACHIAN INS CO
		21482	FACTORY MUT INS CO
4716	FORTRESS GRP	26220	YOSEMITE INS CO
1309	FRANKENMUTH GRP	10984	ANSUR AMER INS
		13986	FRANKENMUTH MUT INS CO
		32069	PATRIOT INS CO
762	FRANKLIN MUT GRP	15750	FIDELITY MOHAWK INS CO
		37699	FMI INS CO
		16454	FRANKLIN MUT INS CO
350	GENERAL ELECTRIC GRP	32077	HERITAGE CAS INS CO
450	GENEVE HOL INC	26581	INDEPENDENCE AMER INS CO
4011	GENWORTH FINANCIAL GRP	37095	GENWORTH FINANCIAL ASSUR CORP
		41432	GENWORTH HOME EQUITY INS CORP
		38458	GENWORTH MORTGAGE INS CORP
		16675	GENWORTH MORTGAGE INS CORP OF NC
		18759	GENWORTH RESIDENTIAL MORTGAGE ASSUR
		29823	GENWORTH RESIDENTIAL MORTGAGE INS CO
561	GEORGIA FARM BUREAU GRP	34436	GEORGIA FARM BUREAU CAS INS CO
		14001	GEORGIA FARM BUREAU MUT INS CO
3829	GEOVERA HOLDINGS INC GRP	10799	GEOVERA INS CO
		10182	GEOVERA SPECIALTY INS CO
		10887	PACIFIC SELECT PROP INS CO
171	GERMANIA INS GRP	29610	GERMANIA FARM MUT INS ASSOC
		19470	GERMANIA FIRE & CAS CO
		36854	GERMANIA INS CO
		11521	GERMANIA SELECT INS CO
		12598	TEXAS HERITAGE INS CO
4736	GGC GRP	21075	FINANCIAL AMER PROP & CAS INS CO
920	GLOBAL IND GRP	42048	DIAMOND STATE INS CO
		32859	PENN AMER INS CO
		10121	PENN PATRIOT INS CO
		10673	PENN STAR INS CO
		13064	UNITED NATL INS CO
		41335	UNITED NATL SPECIALTY INS CO
4787	GOODVILLE & GERMAN MUT GRP	17884	GERMAN MUT INS CO
		14044	GOODVILLE MUT CAS CO
83	GRANGE INS	22101	GRANGE INS ASSN
		22128	ROCKY MOUNTAIN FIRE & CAS CO
267	GRANGE MUT CAS	10322	GRANGE IND INS CO

PROPERTY AND CASUALTY INSURANCE INDUSTRY

2013 MARKET SHARE REPORT

INDEX OF COMPANIES

Companies Affiliated With a Group
by Group Name

Group Code	Group Name	Individual Company Code	Company Name
267	GRANGE MUT CAS	11136	GRANGE INS CO OF MI
		14060	GRANGE MUT CAS CO
		11982	GRANGE PROP & CAS INS CO
		14303	INTEGRITY MUT INS CO
		12986	INTEGRITY PROP & CAS INS CO
		40118	TRUSTGARD INS CO
1208	GRAY INS GRP	36307	GRAY INS CO
		10671	THE GRAY CAS & SURETY CO
1131	GREAT CENTRAL INS GRP	43621	GREAT CENTRAL FIRE INS CO
222	GREATER NY	10814	GNV CUSTOM INS CO
		22187	GREATER NY MUT INS CO
		22195	INSURANCE CO OF GREATER NY
		11024	STRATHMORE INS CO
518	GRINNELL MUT	14117	GRINNELL MUT REINS CO
		16144	GRINNELL SELECT INS CO
303	GUIDEONE INS GRP	42331	GUIDEONE AMER INS CO
		42803	GUIDEONE ELITE INS CO
		31283	GUIDEONE LLOYDS INS CO
		15032	GUIDEONE MUT INS CO
		14167	GUIDEONE NATL INS CO
		14559	GUIDEONE SPECIALTY MUT INS CO
3478	HALLMARK FINANCIAL SERVICES GRP	43494	AMERICAN HALLMARK INS CO OF TX
		29408	HALLMARK CNTY MUT INS CO
		34037	HALLMARK INS CO
		19530	HALLMARK NATL INS CO
		26808	HALLMARK SPECIALTY INS CO
		27170	TEXAS BUILDERS INS CO
4717	HALUDU CORP GRP	14941	LIGHTHOUSE CAS CO
		14012	STONEGATE INS CO
		10655	UNIQUE INS CO
517	HANNOVER GRP	41343	HDI GERLING AMER INS CO
447	HARFORD GRP INC	40100	FIRSTLINE NATL INS CO
		14141	HARFORD MUT INS CO
91	HARTFORD FIRE & CAS GRP	21822	FIRST STATE INS CO
		22357	HARTFORD ACCIDENT & IND CO
		29424	HARTFORD CAS INS CO
		19682	HARTFORD FIRE IN CO
		38288	HARTFORD INS CO OF IL
		37478	HARTFORD INS CO OF THE MIDWEST
		38261	HARTFORD INS CO OF THE SOUTHEAST
		38253	HARTFORD LLOYDS INS CO
		30104	HARTFORD UNDERWRITERS INS CO
		21830	NEW ENGLAND INS CO
		39608	NUTMEG INS CO

PROPERTY AND CASUALTY INSURANCE INDUSTRY

2013 MARKET SHARE REPORT

INDEX OF COMPANIES

Companies Affiliated With a Group
by Group Name

Group Code	Group Name	Individual Company Code	Company Name
91	HARTFORD FIRE & CAS GRP	10046	PACIFIC INS CO LTD
		34690	PROPERTY & CAS INS CO OF HARTFORD
		11000	SENTINEL INS CO LTD
		27120	TRUMBULL INS CO
		29459	TWIN CITY FIRE INS CO CO
984	HCC INS HOLDINGS GRP	10216	AMERICAN CONTRACTORS IND CO
		10367	AVEMCO INS CO
		11243	HCC SPECIALTY INS CO
		42374	HOUSTON CAS CO
		10656	UNITED STATES SURETY CO
		29599	US SPECIALTY INS CO
4792	HCI GRP INC	12944	HOMEOWNERS CHOICE PROP & CAS INS CO
917	HCSC GRP	29718	GHS PROP & CAS INS CO
4695	HEREFORD HOLDING GRP	10645	DRIVERS INS CO
		24309	HEREFORD INS CO
812	HIGHMARK INC	35599	HIGHMARK CAS INS CO
		13016	HM CAS INS CO
147	HOCHHEIM PRAIRIE GRP	36862	HOCHHEIM PRAIRIE CAS INS CO
		31054	HOCHHEIM PRAIRIE FARM MUT INS ASSOC
3179	HOME STATE INS GRP	28746	EQUITY INS CO
		29297	HOME STATE CNTY MUT INS CO
300	HORACE MANN GRP	22578	HORACE MANN INS CO
		10996	HORACE MANN LLOYDS
		22756	HORACE MANN PROP & CAS INS CO
		22683	TEACHERS INS CO
861	HOSPITAL SVCS GRP	10686	MEDICAL LIAB ALLIANCE
		27642	MISSOURI HOSPITAL PLAN
4724	HOSPITALITY GRP	14027	HOSPITALITY INS CO
		13163	HOSPITALITY MUT INS CO
4359	HOUSING AUTHORITY PROP GRP	10069	HOUSING AUTHORITY PROP A MUT CO
		26797	HOUSING AUTHORITY RRG INC
		11206	HOUSING ENTERPRISE INS CO INC
4381	HOUSTON INTL INS GRP	18694	GREAT MIDWEST INS CO
		12936	HOUSTON SPECIALTY INS CO
		35408	IMPERIUM INS CO
		14175	OKLAHOMA SPECIALTY INS CO
225	IAT REINS CO GRP	10349	ACCEPTANCE CAS INS CO
		20010	ACCEPTANCE IND INS CO
		10906	COMMERCIAL ALLIANCE INS CO
		26433	HARCO NATL INS CO
		23248	OCCIDENTAL FIRE & CAS CO OF NC
		36560	SERVICE INS CO
		28886	TRANSGUARD INS CO OF AMER INC
		13234	WILSHIRE INS CO

PROPERTY AND CASUALTY INSURANCE INDUSTRY

2013 MARKET SHARE REPORT

INDEX OF COMPANIES

Companies Affiliated With a Group
by Group Name

Group Code	Group Name	Individual Company Code	Company Name
479	IFG CO	23620	BURLINGTON INS CO
		11177	FIRST FIN INS CO
		10956	GUILFORD INS CO
4800	IMPERIAL MGMT GRP	44369	IMPERIAL FIRE & CAS INS CO
		37486	NATIONAL AUTOMOTIVE INS CO
3991	IMT MUTUAL GRP	14257	IMT INS CO
		12528	WADENA INS CO
936	INDEPENDENCE BLUE CROSS	10975	AMERIHEALTH CAS INS CO
542	INDIANA FARM BUREAU GRP	23868	UFB CAS INS CO
		15288	UNITED FARM FAMILY MUT INS CO
4637	INDIANA UNIVERSITY HLTH GRP	11992	IU HLTH RRG INC
3495	INFINITY PROP & CAS INS GRP	10068	HILLSTAR INS CO
		39497	INFINITY ASSUR INS CO
		11738	INFINITY AUTO INS CO
		21792	INFINITY CAS INS CO
		13820	INFINITY CNTY MUT INS CO
		10061	INFINITY IND INS CO
		22268	INFINITY INS CO
		10195	INFINITY PREFERRED INS CO
		16802	INFINITY SAFEGUARD INS CO
		38873	INFINITY SECURITY INS CO
		20260	INFINITY SELECT INS CO
		12599	INFINITY STANDARD INS CO
75	INSCO INS SERVICES GRP	12718	DEVELOPERS SURETY & IND CO
		25550	INDEMNITY CO OF CA
3279	INSURORS INDEMNITY GRP	43273	INSURORS IND CO
		11496	INSURORS IND LLOYDS
4757	INTERBORO GRP	34460	AUTOONE INS CO
		14311	INTERBORO INS CO
		34479	MAIDSTONE INS CO
513	IOWA FARM BUREAU	13773	FARM BUREAU PROP & CAS INS CO
		27871	WESTERN AGRIC INS CO
4509	IRONSHORE GRP	23647	IRONSHORE IND INC
		25445	IRONSHORE SPECIALTY INS CO
106	ISLAND INS COS	22845	ISLAND INS CO LTD
		11689	ISLAND PREMIER INS CO LTD
		22853	TRADEWIND INS CO LTD
2358	ISMIE GRP	32921	ISMIE MUT INS CO
4727	J & P HOLDINGS GRP	13587	FIRST CHICAGO INS CO
3488	J A PATTERSON GRP	27081	BOND SAFEGUARD INS CO
		13307	LEXON INS CO
		13003	PENINSULAR SURETY CO
3494	JAMES RIVER GRP INC	13685	JAMES RIVER CAS CO
		12203	JAMES RIVER INS CO

PROPERTY AND CASUALTY INSURANCE INDUSTRY

2013 MARKET SHARE REPORT

INDEX OF COMPANIES

Companies Affiliated With a Group
by Group Name

Group Code	Group Name	Individual Company Code	Company Name
3494	JAMES RIVER GRP INC	35211	STONEWOOD GEN INS CO
		11828	STONEWOOD INS CO
		31925	STONEWOOD NATL INS CO
4686	JERGER HOLDINGS GRP	12359	AMERICAN TRADITIONS INS CO
		12957	MODERN USA INS CO
281	JM FAMILY ENT GRP	26492	COURTESY INS CO
4779	JOHN KNOX GRP	15099	SURETEC IND CO
		10916	SURETEC INS CO
215	KEMPER CORP GRP	38156	ALPHA PROP & CAS INS CO
		29211	CAPITOL CNTY MUT FIRE INS CO
		37524	CHARTER IND CO
		19852	FINANCIAL IND CO
		10914	KEMPER INDEPENDENCE INS CO
		31968	MERASTAR INS CO
		31178	MUTUAL SAVINGS FIRE INS CO
		39004	NATIONAL MERIT INS CO
		36625	OLD RELIABLE CAS CO
		43044	RESPONSE INS CO
		20133	RESPONSE WORLDWIDE DIRECT AUTO INS C
		26050	RESPONSE WORLDWIDE INS CO
		19887	TRINITY UNIVERSAL INS CO
		12998	UNION NATL FIRE INS CO
		11142	UNITED CAS INS CO OF AMER
		10881	UNITRIN ADVANTAGE INS CO
		16063	UNITRIN AUTO & HOME INS CO
		29351	UNITRIN CNTY MUT INS CO
		10226	UNITRIN DIRECT INS CO
		10915	UNITRIN DIRECT PROP & CAS CO
		25909	UNITRIN PREFERRED INS CO
		40703	UNITRIN SAFEGUARD INS CO
		14133	VALLEY INS CO
		10698	VALLEY PROP & CAS INS CO
		26085	WARNER INS CO
109	KENTUCKY FARM BUREAU GRP	22993	KENTUCKY FARM BUR MUT INS CO
4703	KENTUCKY NATL INS GRP	29149	KENTUCKY NATL INS CO
1326	KINGSWAY GRP	21300	KINGSWAY AMIGO INS CO
		14568	MAISON INS CO
		22454	MENDAKOTA INS CO
		33650	MENDOTA INS CO
		42862	UNIVERSAL CAS CO
1316	KNIGHTBROOK INS GRP	13722	KNIGHTBROOK INS CO
3118	LACKAWANNA INS GRP	11219	LACKAWANNA AMER INS CO
		11703	LACKAWANNA CAS CO
		12274	LACKAWANNA NATL INS CO

PROPERTY AND CASUALTY INSURANCE INDUSTRY

2013 MARKET SHARE REPORT

INDEX OF COMPANIES

Companies Affiliated With a Group
by Group Name

Group Code	Group Name	Individual Company Code	Company Name
456	LANCER FINANCIAL GRP	38148	LANCER IND CO
		26077	LANCER INS CO
503	LANDCAR INS GRP	37109	LANDCAR CAS CO
3320	LAWYERS MUT LIAB GRP	36013	LAWYERS MUT LIAB INS CO OF NC
4748	LEON HIX GRP	11128	GREENVILLE CAS INS CO INC
111	LIBERTY MUT GRP	12696	AMERICA FIRST INS CO
		11526	AMERICA FIRST LLOYDS INS CO
		19690	AMERICAN ECONOMY INS CO
		24066	AMERICAN FIRE & CAS CO
		19704	AMERICAN STATES INS CO
		19712	AMERICAN STATES INS CO OF TX
		31933	AMERICAN STATES LLOYDS INS CO
		37214	AMERICAN STATES PREFERRED INS CO
		10335	BRIDGEFIELD CAS INS CO
		10701	BRIDGEFIELD EMPLOYERS INS CO
		41785	COLORADO CAS INS CO
		22640	CONSOLIDATED INS CO
		21458	EMPLOYERS INS OF WAUSAU
		11045	EXCELSIOR INS CO
		33588	FIRST LIBERTY INS CORP
		24724	FIRST NATL INS CO OF AMER
		24732	GENERAL INS CO OF AMER
		10836	GOLDEN EAGLE INS CORP
		36919	HAWKEYE SECURITY INS CO
		22659	INDIANA INS CO
		26700	INSURANCE CO OF IL
		19544	LIBERTY CNTY MUT INS CO
		42404	LIBERTY INS CORP
		19917	LIBERTY INS UNDERWRITERS INC
		11041	LIBERTY LLOYDS OF TX INS CO
		23035	LIBERTY MUT FIRE INS CO
		23043	LIBERTY MUT INS CO
		14486	LIBERTY MUT MID ATLANTIC INS CO
		12484	LIBERTY MUT PERSONAL INS CO
		41939	LIBERTY NORTHWEST INS CORP
		11746	LIBERTY PERSONAL INS CO
		10725	LIBERTY SURPLUS INS CORP
		36447	LM GEN INS CO
		33600	LM INS CORP
		32352	LM PROP & CAS INS CO
		23507	MID AMER FIRE & CAS CO
		23515	MIDWESTERN IND CO
		14613	MONTGOMERY MUT INS CO
		27944	NATIONAL INS ASSN

PROPERTY AND CASUALTY INSURANCE INDUSTRY

2013 MARKET SHARE REPORT

INDEX OF COMPANIES

Companies Affiliated With a Group
by Group Name

Group Code	Group Name	Individual Company Code	Company Name
111	LIBERTY MUT GRP	24171	NETHERLANDS INS CO THE
		23892	NORTH PACIFIC INS CO
		24074	OHIO CAS INS CO
		24082	OHIO SECURITY INS CO
		23922	OREGON AUTOMOBILE INS CO
		18333	PEERLESS IND INS CO
		24198	PEERLESS INS CO
		24740	SAFECO INS CO OF AMER
		39012	SAFECO INS CO OF IL
		11215	SAFECO INS CO OF IN
		11071	SAFECO INS CO OF OR
		11070	SAFECO LLOYDS INS CO
		24759	SAFECO NATL INS CO
		11100	SAFECO SURPLUS LINES INS CO
		26069	WAUSAU BUSINESS INS CO
		26425	WAUSAU GEN INS CO
		26042	WAUSAU UNDERWRITERS INS CO
		44393	WEST AMER INS CO
17	LIFE OF THE S CORP	11162	INSURANCE CO OF THE SOUTH
		10051	LYNDON SOUTHERN INS CO
		10970	RESPONSE IND CO OF CA
1319	LITITZ MUT GRP	17086	FARMERS & MECHANICS MUT INS CO
		14400	LITITZ MUT INS CO
		10748	LIVINGSTON MUT INS CO
		17620	PENN CHARTER MUT INS CO
4706	LOCKHART CO GRP	11702	ECHELON PROP & CAS INS CO
		17779	GUARDIAN INS CO INC
3702	LOYA GRP	12589	LOYA CAS INS CO
		11198	LOYA INS CO
		10157	VISION INS CO
		27090	YOUNG AMER INS CO
108	LUMBERMENS MUT CAS GRP	11622	SPECIALTY SURPLUS INS CO
413	MAG MUT INS GRP	42617	MAG MUT INS CO
		11811	PROFESSIONAL SECURITY INS CO
4684	MAIDEN HOLDINGS GRP	11054	MAIDEN REINS CO
		37745	MAIDEN SPECIALTY INS CO
311	MAIN STREET AMER GRP	13412	AUSTIN MUT INS CO
		22098	GRAIN DEALERS MUT INS CO
		10787	GREAT LAKES CAS INS CO
		29939	MAIN ST AMER ASSUR CO
		11066	MSA INS CO
		14788	NGM INS CO
		40231	OLD DOMINION INS CO
		11028	SPRING VALLEY MUT INS CO

PROPERTY AND CASUALTY INSURANCE INDUSTRY

2013 MARKET SHARE REPORT

INDEX OF COMPANIES

Companies Affiliated With a Group
by Group Name

Group Code	Group Name	Individual Company Code	Company Name
1332	MAINE EMPLOYERS MUT INS CO	11149	MAINE EMPLOYERS MUT INS CO
		14164	MEMIC CAS CO
		11030	MEMIC IND CO
411	MAPFRE INS GRP	19941	AMERICAN COMMERCE INS CO
		40274	CITATION INS CO
		34754	COMMERCE INS CO
		13161	COMMERCE W INS CO
		23876	MAPFRE INS CO
		34932	MAPFRE INS CO OF FL
		25275	MAPFRE INS CO OF NY
		31690	MAPFRE PAN AMER INS CO
		43052	MAPFRE PRAICO INS CO
		18120	MAPFRE PREFERRED RISK INS CO
785	MARKEL CORP GRP	21296	ALTERRA AMER INS CO
		33189	ALTERRA EXCESS & SURPLUS INS CO
		10829	ALTERRA REINS USA INC
		27189	ASSOCIATED INTL INS CO
		37184	DEERFIELD INS CO
		37915	ESSENTIA INS CO
		39020	ESSEX INS CO
		35378	EVANSTON INS CO
		27626	FIRSTCOMP INS CO
		28932	MARKEL AMER INS CO
		38970	MARKEL INS CO
3589	MAXUM SPECIALTY INS GRP	10784	MAXUM CAS INS CO
		26743	MAXUM IND CO
748	MEADOWBROOK INS GRP	10665	AMERITRUST INS CORP
		36951	CENTURY SURETY CO
		21903	PROCENTURY INS CO
		16551	SAVERS PROP & CAS INS CO
		18023	STAR INS CO
		25780	WILLIAMSBURG NATL INS CO
184	MEDICAL INS GRP	32522	MEDICAL MUT INS CO OF NC
		33090	MEDICAL SECURITY INS CO
377	MEDICAL INS GRP OF MD	32328	MEDICAL MUT LIAB INS SOCIETY OF MD
		29017	PROFESSIONALS ADVOCATE INS CO
4775	MEDICAL MUT INS GRP	36277	MEDICAL MUT INS CO OF ME
4758	MEDSTAR HLTH GRP	10124	MEDSTAR LIAB LTD INS CO INC RRG
4780	MENNONITE MUT GRP	17299	MENNONITE MUT INS CO
3479	MERCHANTS BONDING CO GRP	14494	MERCHANTS BONDING CO A MUT
		11595	MERCHANTS NATL BONDING INC
226	MERCHANTS MUT	23329	MERCHANTS MUT INS CO
		12775	MERCHANTS NATL INS CO
		12901	MERCHANTS PREFERRED INS CO

PROPERTY AND CASUALTY INSURANCE INDUSTRY

2013 MARKET SHARE REPORT

INDEX OF COMPANIES

Companies Affiliated With a Group
by Group Name

Group Code	Group Name	Individual Company Code	Company Name
660	MERCURY GEN GRP	16810	AMERICAN MERCURY INS CO
		25470	AMERICAN MERCURY LLOYDS INS CO
		38342	CALIFORNIA AUTOMOBILE INS CO
		11908	MERCURY CAS CO
		29394	MERCURY CNTY MUT INS CO
		11201	MERCURY IND CO OF AMER
		10015	MERCURY IND CO OF GA
		27553	MERCURY INS CO
		11202	MERCURY INS CO OF FL
		34410	MERCURY INS CO OF GA
		34444	MERCURY INS CO OF IL
		27988	MERCURY NATL INS CO
241	METROPOLITAN GRP	22926	ECONOMY FIRE & CAS CO
		38067	ECONOMY PREFERRED INS CO
		40649	ECONOMY PREMIER ASSUR CO
		40169	METROPOLITAN CAS INS CO
		25321	METROPOLITAN DRT PROP & CAS INS CO
		39950	METROPOLITAN GEN INS CO
		34339	METROPOLITAN GRP PROP & CAS INS CO
		13938	METROPOLITAN LLOYDS INS CO TX
		26298	METROPOLITAN PROP & CAS INS CO
105	MGIC GRP	22594	MGIC ASSUR CORP GEN ACCOUNT
		10682	MGIC CREDIT ASSUR CORP
		18740	MGIC IND CORP
		29858	MORTGAGE GUAR INS CORP
67	MICHIGAN FARM BUREAU	21547	FARM BUREAU GEN INS CO OF MI
		21555	FARM BUREAU MUT INS CO OF MI
4767	MIDWEST BUILDERS CAS GRP	14402	BEARING MIDWEST CAS CO
		13126	MIDWEST BUILDERS CAS MUT CO
855	MILLERS FIRST INS CO	40185	MILLERS CLASSIFIED INS CO
		14583	MILLERS FIRST INS CO
4714	MILLVILLE MUT GRP	18104	ANTHRACITE MUT FIRE INS CO
		10811	MILLVILLE INS CO OF NY
		17450	MILLVILLE MUT INS CO
869	MINNESOTA MUT	10054	SECURIAN CAS CO
3497	MIRAGE INTERESTS GRP	11853	RANCHERS & FARMERS INS CO
		10199	RANCHERS & FARMERS MUT INS CO
514	MISSOURI FARM BUR	12345	FARM BUREAU NEW HORIZONS INS CO OF M
		26859	FARM BUREAU TOWN & COUNTRY INS CO OF
4790	MMIC GRP	16942	MMIC INS INC
		36676	UMIA INS INC
291	MOTORISTS MUT GRP	31577	IOWA AMER INS CO
		14338	IOWA MUT INS CO
		40932	MICO INS CO

PROPERTY AND CASUALTY INSURANCE INDUSTRY

2013 MARKET SHARE REPORT

INDEX OF COMPANIES

Companies Affiliated With a Group
by Group Name

Group Code	Group Name	Individual Company Code	Company Name
291	MOTORISTS MUT GRP	13331	MOTORISTS COMMERCIAL MUT INS CO
		14621	MOTORISTS MUT INS CO
		23175	PHENIX MUT FIRE INS CO
		19950	WILSON MUT INS CO
791	MOUNTAIN STATES INS CO	10177	MOUNTAIN STATES IND CO
		14648	MOUNTAIN STATES MUT CAS CO
4683	MOUNTAIN WEST FARM GRP	13686	360 INS CO
		29440	MOUNTAIN W FARM BUREAU MUT INS CO
4782	MPM GRP	11582	MISSOURI PROFESSIONALS MUT
		13816	MPM INS CO OF KS
4715	MS & AD INS GRP	13740	AIOI INS CO LTD
		34886	AIOI NISSAY DOWA INS CO OF AMER
		37265	DTRIC INS CO LTD
		12903	DTRIC INS UNDERWRITERS LTD
		20362	MITSUI SUMITOMO INS CO OF AMER
		22551	MITSUI SUMITOMO INS USA INC
4804	MULTINATIONAL GRP	14153	MULTINATIONAL INS CO
361	MUNICH RE GRP	19720	AMERICAN ALT INS CORP
		23450	AMERICAN FAMILY HOME INS CO
		23469	AMERICAN MODERN HOME INS CO
		12314	AMERICAN MODERN INS CO OF FL
		42005	AMERICAN MODERN LLOYDS INS CO
		38652	AMERICAN MODERN SELECT INS CO
		12489	AMERICAN MODERN SURPLUS LINES INS CO
		41998	AMERICAN SOUTHERN HOME INS CO
		35912	AMERICAN WESTERN HOME INS CO
		11452	HARTFORD STEAM BOIL INSPEC & INS CO
		29890	HARTFORD STEAM BOIL INSPEC INS CO CT
		14438	HSB SPECIALTY INS CO
		10227	MUNICH REINS AMER INC
		10786	PRINCETON EXCESS & SURPLUS LINES INS
528	MUNICIPAL BOND INV ASR CORP GRP	12041	MBIA INS CORP
		23825	NATIONAL PUBLIC FINANCE GUAR CORP
640	MUTUAL BENEFIT GRP	14664	MUTUAL BENEFIT INS CO
		17752	SELECT RISK INS CO
888	MUTUAL FIRE MARINE & INLAND INS GRP	17124	ELIZABETHTOWN INS CO
		10680	FRANKLIN HOMEOWNERS ASSUR CO
333	MUTUAL OF ENUMCLAW	11232	ENUMCLAW PROP & CAS INS CO
		14761	MUTUAL OF ENUMCLAW INS CO
		10007	NEVADA GEN INS CO
261	MUTUAL OF OMAHA	12254	OMAHA IND CO
508	NATIONAL GRP	10801	FORTRESS INS CO
		44121	OMS NATL INS CO RRG
316	NATIONAL SECURITY	12114	NATIONAL SECURITY FIRE & CAS CO

PROPERTY AND CASUALTY INSURANCE INDUSTRY

2013 MARKET SHARE REPORT

INDEX OF COMPANIES

Companies Affiliated With a Group
by Group Name

Group Code	Group Name	Individual Company Code	Company Name
316	NATIONAL SECURITY	16212	OMEGA ONE INS CO
140	NATIONWIDE CORP	42579	ALLIED PROP & CAS INS CO
		19100	AMCO INS CO
		29262	COLONIAL CNTY MUT INS CO
		18961	CRESTBROOK INS CO
		42587	DEPOSITORS INS CO
		13838	FARMLAND MUT INS CO
		22209	FREEDOM SPECIALTY INS CO
		23582	HARLEYSVILLE INS CO
		42900	HARLEYSVILLE INS CO OF NJ
		10674	HARLEYSVILLE INS CO OF NY
		14516	HARLEYSVILLE LAKE STATES INS CO
		35696	HARLEYSVILLE PREFERRED INS CO
		26182	HARLEYSVILLE WORCESTER INS CO
		11991	NATIONAL CAS CO
		26093	NATIONWIDE AFFINITY CO OF AMER
		28223	NATIONWIDE AGRIBUSINESS INS CO
		10723	NATIONWIDE ASSUR CO
		23760	NATIONWIDE GEN INS CO
		25453	NATIONWIDE INS CO OF AMER
		10948	NATIONWIDE INS CO OF FL
		42110	NATIONWIDE LLOYDS
		23779	NATIONWIDE MUT FIRE INS CO
		23787	NATIONWIDE MUT INS CO
		37877	NATIONWIDE PROP & CAS INS CO
		15580	SCOTTSDALE IND CO
		41297	SCOTTSDALE INS CO
		10672	SCOTTSDALE SURPLUS LINES INS CO
		13242	TITAN IND CO
		36269	TITAN INS CO
		42285	VETERINARY PET INS CO
		10644	VICTORIA AUTOMOBILE INS CO
		42889	VICTORIA FIRE & CAS CO
		10778	VICTORIA NATL INS CO
		10105	VICTORIA SELECT INS CO
		10777	VICTORIA SPECIALTY INS CO
		37150	WESTERN HERITAGE INS CO
948	NATL GEN INS COS	36765	GULF GUAR INS CO
510	NAVIGATORS GRP INC	42307	NAVIGATORS INS CO
		36056	NAVIGATORS SPECIALTY INS CO
497	NBIC HOLDINGS GRP	43001	NARRAGANSETT BAY INS CO
		14931	PAWTUCKET INS CO
4573	NBIS GRP	37001	ATX PREMIER INSURANCE COMPANY
		11671	PROBUILDERS SPECIALTY INS CO RRG

PROPERTY AND CASUALTY INSURANCE INDUSTRY

2013 MARKET SHARE REPORT

INDEX OF COMPANIES

Companies Affiliated With a Group
by Group Name

Group Code	Group Name	Individual Company Code	Company Name
324	NC FARM BUREAU INS GRP	10034	FARM BUREAU INS OF NC INC
		14842	NORTH CAROLINA FARM BUR MUT INS CO
2638	NCMIC GRP	15865	NCMIC INS CO
		14130	NCMIC RRG INC
		11127	PROFESSIONAL SOLUTIONS INS CO
4789	NEVADA MUT & FIRST CHOICE CAS GRP	11260	NEVADA MUT INS CO INC
708	NEW JERSEY MANUFACTURERS	10732	NEW JERSEY CAS INS CO
		10978	NEW JERSEY IND INS CO
		12122	NEW JERSEY MANUFACTURERS INS CO
		35432	NEW JERSEY RE INS CO
787	NEW LONDON COUNTY	37346	DANBURY INS CO
		14192	HINGHAM MUT FIRE INS CO
		14826	NEW LONDON CNTY MUT INS CO
		37354	THAMES INS CO INC
1112	NEW MEXICO MUT GRP	13673	NEW MEXICO ASSUR CO
		13674	NEW MEXICO EMPLOYERS ASSUR CO
		23051	NEW MEXICO FOUNDATION INS CO
		40627	NEW MEXICO MUT CAS CO
		13675	NEW MEXICO PREMIER INS CO
		10207	NEW MEXICO SW CAS CO
4738	NHRMA GRP	12147	MIDWEST PROVIDER INS CO RRG INC
		10751	NHRMA MUT INS CO
3219	NKSJ HOLDINGS INC GRP	27073	NIPPONKOA INS CO LTD US BR
		38997	SOMPO JAPAN FIRE & MAR INS CO AMER
		11126	SOMPO JAPAN INS CO OF AMER
732	NLASCO	19623	AMERICAN SUMMIT INS CO
		15474	NATIONAL LLOYDS INS CO
4760	NMI HOLDINGS GRP	13695	NATIONAL MORTGAGE INS CORP
3500	NODAK MUT GRP	44270	AMERICAN WEST INS CO
		16373	BATTLE CREEK MUT INS CO
		34592	NODAK MUT INS CO
1282	NORCAL GRP	12754	MEDICUS INS CO
		33200	NORCAL MUT INS CO
		35114	PMSLIC INS CO
144	NORFOLK & DEDHAM GRP	13706	DORCHESTER MUT INS CO
		13943	FITCHBURG MUT INS CO
		23965	NORFOLK & DEDHAM MUT FIRE INS CO
4793	NORTH SHORE LIJ HLTH CARE GRP	13059	NORTH SHORE LIJ PHYSICIANS INS CO RR
698	NORTH STAR CO	14850	NORTH STAR MUT INS CO
2518	NYCM INS GRP	11105	A CENTRAL INS CO
		14834	NEW YORK CENTRAL MUT FIRE INS CO
4051	OCEAN HARBOR CASUALTY INS CO	26654	GREAT NORTHWEST INS CO
		12767	HAWAIIAN INS & GUAR CO LTD
		12360	OCEAN HARBOR CAS INS CO

PROPERTY AND CASUALTY INSURANCE INDUSTRY

2013 MARKET SHARE REPORT

INDEX OF COMPANIES

Companies Affiliated With a Group
by Group Name

Group Code	Group Name	Individual Company Code	Company Name
4051	OCEAN HARBOR CASUALTY INS CO	12563	SAFE HARBOR INS CO
		11026	ZEPHYR INS CO INC
963	OHIO MUT GRP	25950	CASCO IND CO
		10202	OHIO MUT INS CO
		13072	UNITED OHIO INS CO
220	OKLAHOMA FARM BUR	21571	AG SECURITY INS CO
		21563	OKLAHOMA FARM BUREAU MUT INS CO
150	OLD REPUBLIC GRP	40789	AMERICAN BUSINESS & MERCANTILE INS M
		20095	BITUMINOUS CAS CORP
		20109	BITUMINOUS FIRE & MARINE INS CO
		11371	GREAT WEST CAS CO
		36897	MANUFACTURERS ALLIANCE INS CO
		24139	OLD REPUBLIC GEN INS CORP
		24147	OLD REPUBLIC INS CO
		18635	OLD REPUBLIC LLOYDS OF TX
		40444	OLD REPUBLIC SURETY CO
		31143	OLD REPUBLIC UNION INS CO
		12262	PENNSYLVANIA MANUFACTURERS ASSOC INS
		41424	PENNSYLVANIA MANUFACTURERS IND CO
		28452	REPUBLIC MORTGAGE INS CO
		31275	REPUBLIC MORTGAGE INS OF NC
1313	OREGON DENTAL GRP	18813	DENTISTS BENEFITS INS CO
		32417	NORTHWEST DENTISTS INS CO
645	OREGON MUT INS	14907	OREGON MUT INS CO
		30961	WESTERN PROTECTORS INS CO
4762	ORPHEUS GRP	29378	OLD AMER CNTY MUT FIRE INS CO
		11665	OLD AMER IND CO
1227	PALISADES GRP	28959	HIGH POINT PREFERRED INS CO
		10930	HIGH POINT PROP & CAS INS CO
		10931	HIGH POINT SAFETY & INS CO
		10791	PALISADES INS CO
		10100	PALISADES PROP & CAS INS CO
		22050	PALISADES SAFETY & INS ASSOC
		12212	TEACHERS AUTO INS CO
		12357	TWIN LIGHTS INS CO
3483	PARTNERRE GRP	11835	PARTNERRE AMER INS CO
153	PEKIN INS GRP	24201	FARMERS AUTOMOBILE INS ASSOC
		24228	PEKIN INS CO
246	PENNSYLVANIA LUMBERMENS GRP	14265	INDIANA LUMBERMENS MUT INS CO
		11087	LONE STAR NATL INS CO
		11089	NATIONAL BUILDING MATERIAL ASSUR CO
		14974	PENNSYLVANIA LUMBERMENS MUT INS
271	PENNSYLVANIA NATL INS GRP	10994	FOUNDERS INS CO
		13439	PARTNERS MUT INS CO

PROPERTY AND CASUALTY INSURANCE INDUSTRY

2013 MARKET SHARE REPORT

INDEX OF COMPANIES

Companies Affiliated With a Group
by Group Name

Group Code	Group Name	Individual Company Code	Company Name
271	PENNSYLVANIA NATL INS GRP	32441	PENN NATL SECURITY INS CO
		14990	PENNSYLVANIA NATL MUT CAS INS CO
775	PHARMACISTS MUT	13714	PHARMACISTS MUT INS CO
308	PHILADEL CONTRIB	11282	GERMANTOWN INS CO
		17930	PHILADELPHIA CONTRIBUTIONSHIP FOR IN
		17914	PHILADELPHIA CONTRIBUTIONSHIP INS
464	PHYSICIANS INS A MUT GRP	40738	PHYSICIANS INS A MUT CO
		10942	WESTERN PROFESSIONAL INS CO
629	PLATEAU GRP	10817	PLATEAU CAS INS CO
4661	PLICO COMPANIES GRP	39594	PLICO INC
		14205	PLICO RRG INC
415	PLYMOUTH ROCK INS GRP	13643	BUNKER HILL INS CAS CO
		10394	BUNKER HILL INS CO
		43982	MT WA ASSUR CORP
		21750	PILGRIM INS CO
		14737	PLYMOUTH ROCK ASSUR CORP
1135	PMI GRP OF CO	10287	PMI INS CO
		18732	PMI MORTGAGE ASSUR CO
		27251	PMI MORTGAGE INS CO
4131	PRIME HOLDINGS INS GRP	12588	PRIME INS CO
		14371	PRIME PROP & CAS INS INC
2698	PROASSURANCE CORP GRP	22241	MEDMARC CAS INS CO
		17400	NOETIC SPECIALTY INS CO
		10222	PACO ASSUR CO INC
		14460	PODIATRY INS CO OF AMER
		38954	PROASSURANCE CAS CO
		33391	PROASSURANCE IND CO INC
		10179	PROASSURANCE SPECIALTY INS CO
155	PROGRESSIVE GRP	10194	ARTISAN & TRUCKERS CAS CO
		11410	DRIVE NJ INS CO
		44180	MOUNTAIN LAUREL ASSUR CO
		10243	NATIONAL CONTINENTAL INS CO
		11851	PROGRESSIVE ADVANCED INS CO
		24252	PROGRESSIVE AMER INS CO
		17350	PROGRESSIVE BAYSIDE INS CO
		24260	PROGRESSIVE CAS INS CO
		44288	PROGRESSIVE CHOICE INS CO
		42994	PROGRESSIVE CLASSIC INS CO
		29203	PROGRESSIVE CNTY MUT INS CO
		16322	PROGRESSIVE DIRECT INS CO
		10193	PROGRESSIVE EXPRESS INS CO
		12302	PROGRESSIVE FREEDOM INS CO
		14800	PROGRESSIVE GARDEN STATE INS CO
		42412	PROGRESSIVE GULF INS CO

PROPERTY AND CASUALTY INSURANCE INDUSTRY

2013 MARKET SHARE REPORT

INDEX OF COMPANIES

Companies Affiliated With a Group
by Group Name

Group Code	Group Name	Individual Company Code	Company Name
155	PROGRESSIVE GRP	10067	PROGRESSIVE HI INS CORP
		37605	PROGRESSIVE MARATHON INS CO
		24279	PROGRESSIVE MAX INS CO
		10187	PROGRESSIVE MI INS CO
		35190	PROGRESSIVE MOUNTAIN INS CO
		38628	PROGRESSIVE NORTHERN INS CO
		42919	PROGRESSIVE NORTHWESTERN INS CO
		44695	PROGRESSIVE PALOVERDE INS CO
		37834	PROGRESSIVE PREFERRED INS CO
		21735	PROGRESSIVE PREMIER INS CO OF IL
		10050	PROGRESSIVE SECURITY INS CO
		10192	PROGRESSIVE SELECT INS CO
		38784	PROGRESSIVE SOUTHEASTERN INS CO
		32786	PROGRESSIVE SPECIALTY INS CO
		21727	PROGRESSIVE UNIVERSAL INS CO
		27804	PROGRESSIVE WEST INS CO
		11770	UNITED FINANCIAL CAS CO
256	PROSIGHT GRP	25569	GOTHAM INS CO
		16608	NEW YORK MARINE & GEN INS CO
		12294	SOUTHWEST MARINE & GEN INS CO
458	PROTECTIVE LIFE INS GRP	35769	LYNDON PROP INS CO
382	PROVIDENCE GRP	15040	PROVIDENCE MUT FIRE INS CO
853	PUBLIC SERVICE GRP	40177	PARAMOUNT INS CO
		15059	PUBLIC SERV INS CO
		10997	WESTERN SELECT INS CO
4721	PULTE HOMES GRP	11603	CONTRACTORS INS CO OF N AMER INC RRG
4664	PURE COMPANIES GRP	12873	PRIVILEGE UNDERWRITERS RECP EXCH
796	QBE INS GRP LTD	40754	BLUE RIDGE IND CO
		24414	GENERAL CAS CO OF WI
		18821	GENERAL CAS INS CO
		27570	HOOSIER INS CO
		16217	NATIONAL FARMERS UNION PROP & CAS
		25240	NAU COUNTRY INS CO
		27740	NORTH POINTE INS CO
		37257	PRAETORIAN INS CO
		39217	QBE INS CORP
		10140	QBE OPTIMA INS CO
		11515	QBE SPECIALTY INS CO
		24449	REGENT INS CO
		22888	SOUTHERN FIRE & CAS CO
		19178	SOUTHERN GUAR INS CO
		22861	SOUTHERN PILOT INS CO
		10340	STONINGTON INS CO
		25798	UNIGARD IND CO

PROPERTY AND CASUALTY INSURANCE INDUSTRY

2013 MARKET SHARE REPORT

INDEX OF COMPANIES

Companies Affiliated With a Group
by Group Name

Group Code	Group Name	Individual Company Code	Company Name
796	QBE INS GRP LTD	25747	UNIGARD INS CO
1275	QUINCY MUT GRP	12725	NEW ENGLAND MUT INS CO
		28290	PATRONS OXFORD INS CO
		15067	QUINCY MUT FIRE INS CO
766	RADIAN GRP	36250	RADIAN ASSET ASSUR INC
		33790	RADIAN GUAR INC
		20720	RADIAN INS INC
4234	RANDALL & QUILTER INVESTMENT GRP	33014	TRANSPORT INS CO
1124	RAS GRP	34924	DAKOTA TRUCK UNDERWRITERS
		10351	FIRST DAKOTA IND CO
4152	RELIAMAX HOLDING GRP	12535	RELIAMAX INS CO
		12623	RELIAMAX SURETY CO
4713	RETAILFIRST GRP	11697	BUSINESSFIRST INS CO
		10700	RETAILFIRST INS CO
783	RLI INS GRP	37206	CONTRACTORS BONDING & INS CO
		37974	MT HAWLEY INS CO
		28860	RLI IND CO
		13056	RLI INS CO
899	ROCKINGHAM GRP	42595	ROCKINGHAM CAS CO
		10214	ROCKINGHAM INS CO
3485	ROTHSCHILD INTERNATIONAL GRP	43915	RAINIER INS CO
		41580	RED SHIELD INS CO
188	SAFETY GRP (THE)	33618	SAFETY IND INS CO
		39454	SAFETY INS CO
		12808	SAFETY PROP & CAS INS CO
257	SAFEWAY INS GRP	29300	SAFEWAY CNTY MUT INS CO
		10939	SAFEWAY DIRECT INS CO
		12521	SAFEWAY INS CO
		11223	SAFEWAY INS CO OF AL
		25640	SAFEWAY INS CO OF GA
		10248	SAFEWAY INS CO OF LA
		17248	SAFEWAY PROP INS CO
4485	SCF GRP	13751	COPPERPOINT AMER INS CO
		13210	COPPERPOINT CAS INS CO
		13043	COPPERPOINT GEN INS CO
		13928	COPPERPOINT IND INS CO
		14216	COPPERPOINT MUT INS CO
		13929	COPPERPOINT NATL INS CO
		12741	COPPERPOINT PREMIER INS CO
		13209	COPPERPOINT WESTERN INS CO
749	SCOR GRP	20559	GENERAL SECURITY IND CO OF AZ
		39322	GENERAL SECURITY NATL INS CO
96	SECURA INS GRP	22543	SECURA INS A MUT CO
		10239	SECURA SUPREME INS CO

PROPERTY AND CASUALTY INSURANCE INDUSTRY

2013 MARKET SHARE REPORT

INDEX OF COMPANIES

Companies Affiliated With a Group
by Group Name

Group Code	Group Name	Individual Company Code	Company Name
4709	SECURITY GRP	18406	SPARTAN PROP INS CO
168	SEIBELS BRUCE GRP	24937	CATAWBA INS CO
242	SELECTIVE INS	36838	MESA UNDERWRITERS SPECIALTY INS CO
		11074	SELECTIVE AUTO INS CO OF NJ
		14376	SELECTIVE CAS INS CO
		14377	SELECTIVE FIRE & CAS INS CO
		12572	SELECTIVE INS CO OF AMER
		11867	SELECTIVE INS CO OF NEW ENGLAND
		13730	SELECTIVE INS CO OF NY
		19259	SELECTIVE INS CO OF SC
		39926	SELECTIVE INS CO OF THE SOUTHEAST
		26301	SELECTIVE WAY INS CO
169	SENTRY INS GRP	26441	DAIRYLAND CNTY MUT INS CO OF TX
		21164	DAIRYLAND INS CO
		23434	MIDDLESEX INS CO
		23442	PATRIOT GEN INS CO
		18139	PEAK PROP & CAS INS CORP
		28460	SENTRY CAS CO
		24988	SENTRY INS A MUT CO
		43370	SENTRY LLOYDS OF TX
		21180	SENTRY SELECT INS CO
		13137	VIKING INS CO OF WI
681	SERVICE LIFE GRP	43389	SERVICE LLOYDS INS CO
4279	SFM GRP	11347	SFM MUT INS CO
		27049	SFM SELECT INS CO
123	SHELTER INS COS	31550	HAULERS INS CO INC
		23361	SHELTER GEN INS CO
		23388	SHELTER MUT INS CO
		26557	SHELTER REINS CO
4772	SLAVONIC MUT GRP	42056	SLAVONIC INS CO OF TX
		18597	SLAVONIC MUT FIRE INS ASSOC
533	SOUTH CAROLINA FARM BUREAU MUT	42393	PALMETTO CAS INS CO
		15164	SOUTH CAROLINA FARM BUR MUT INS CO
483	SOUTHERN FARM BUREAU CAS	21817	FLORIDA FARM BUR GEN INS CO
		31216	FLORIDA FARM BUREAU CAS INS CO
		40924	LOUISIANA FARM BUREAU CAS INS CO
		27669	MISSISSIPPI FARM BUREAU CAS INS CO
		18325	SOUTHERN FARM BUREAU CAS INS CO
254	SOUTHERN GEN GRP	37311	GREENSTAR INS CO
		37141	SOUTHERN GEN INS CO
4702	SPARTA GRP	10079	SPARTA AMER INS CO
		20613	SPARTA INS CO
		13815	SPARTA SPECIALTY INS CO
3548	ST PAUL TRAVELERS GRP	43117	AMERICAN EQUITY INS CO

PROPERTY AND CASUALTY INSURANCE INDUSTRY

2013 MARKET SHARE REPORT

INDEX OF COMPANIES

Companies Affiliated With a Group
by Group Name

Group Code	Group Name	Individual Company Code	Company Name
3548	ST PAUL TRAVELERS GRP	10819	AMERICAN EQUITY SPECIALTY INS CO
		19062	AUTOMOBILE INS CO OF HARTFORD CT
		25615	CHARTER OAK FIRE INS CO
		36463	DISCOVER PROP & CAS INS CO
		10213	DISCOVER SPECIALTY INS CO
		41483	FARMINGTON CAS CO
		35386	FIDELITY & GUAR INS CO
		25879	FIDELITY & GUAR INS UNDERWRITERS INC
		10647	FIRST FLORIDIAN AUTO & HOME INS CO
		42811	GULF UNDERWRITERS INS CO
		27987	NORTHFIELD INS CO
		24031	NORTHLAND CAS CO
		24015	NORTHLAND INS CO
		25623	PHOENIX INS CO
		12850	PREMIER INS CO OF MA
		22233	SELECT INS CO
		40967	ST PAUL FIRE & CAS INS CO
		24767	ST PAUL FIRE & MARINE INS CO
		24775	ST PAUL GUARDIAN INS CO
		24791	ST PAUL MERCURY INS CO
		19224	ST PAUL PROTECTIVE INS CO
		30481	ST PAUL SURPLUS LINES INS CO
		19070	STANDARD FIRE INS CO
		41769	THE TRAVELERS CAS CO
		28188	TRAVCO INS CO
		19038	TRAVELERS CAS & SURETY CO
		31194	TRAVELERS CAS & SURETY CO OF AMER
		36170	TRAVELERS CAS CO OF CT
		19046	TRAVELERS CAS INS CO OF AMER
		40282	TRAVELERS COMMERCIAL CAS CO
		36137	TRAVELERS COMMERCIAL INS CO
		41750	TRAVELERS CONSTITUTION STATE INS CO
		29696	TRAVELERS EXCESS & SURPLUS LINES CO
		27998	TRAVELERS HOME & MARINE INS CO
		25658	TRAVELERS IND CO
		25666	TRAVELERS IND CO OF AMER
		25682	TRAVELERS IND CO OF CT
		41262	TRAVELERS LLOYDS INS CO
		41564	TRAVELERS LLOYDS OF TX INS CO
		38130	TRAVELERS PERSONAL INS CO
		36145	TRAVELERS PERSONAL SECURITY INS CO
		25674	TRAVELERS PROP CAS CO OF AMER
		36161	TRAVELERS PROP CAS INS CO
		25887	UNITED STATES FIDELITY & GUAR CO

PROPERTY AND CASUALTY INSURANCE INDUSTRY

2013 MARKET SHARE REPORT

INDEX OF COMPANIES

Companies Affiliated With a Group
by Group Name

Group Code	Group Name	Individual Company Code	Company Name
4670	STARR GRP	38318	STARR IND & LIAB CO
		13604	STARR SURPLUS LINES INS CO
175	STATE AUTO MUT GRP	45934	AMERICAN COMPENSATION INS CO
		12311	BLOOMINGTON COMPENSATION INS CO
		10502	MERIDIAN CITIZENS MUT INS CO
		23353	MERIDIAN SECURITY INS CO
		41653	MILBANK INS CO
		14923	PATRONS MUT INS CO OF CT
		30945	PLAZA INS CO
		28053	ROCKHILL INS CO
		11017	STATE AUTO INS CO OF OH
		31755	STATE AUTO INS CO OF WI
		25127	STATE AUTO PROP & CAS INS CO
		25135	STATE AUTOMOBILE MUT INS CO
176	STATE FARM IL	26816	STATE FARM CNTY MUT INS CO OF TX
		25143	STATE FARM FIRE & CAS CO
		10739	STATE FARM FL INS CO
		25151	STATE FARM GEN INS CO
		12251	STATE FARM GUAR INS CO
		43796	STATE FARM IND CO
		43419	STATE FARM LLOYDS
		25178	STATE FARM MUT AUTO INS CO
93	STATE NATL GRP	22608	NATIONAL SPECIALTY INS CO
		12831	STATE NATL INS CO INC
		12537	UNITED SPECIALTY INS CO
3911	STRICKLAND INS GRP	42846	ATLANTIC CAS INS CO
		12508	LITTLE RIVER INS CO
181	SWISS RE GRP	34916	FIRST SPECIALTY INS CORP
		25038	NORTH AMER CAPACITY INS CO
		29700	NORTH AMER ELITE INS CO
		29874	NORTH AMER SPECIALTY INS CO
		32778	WASHINGTON INTL INS CO
		39845	WESTPORT INS CORP
4676	SYNCORA HOLDINGS GRP	13666	SYNCORA CAPITAL ASSUR INC
		20311	SYNCORA GUAR INC
4277	T.D. FRIEDKIN GRP	12870	SENTRUITY CAS CO
4753	TAWA GRP	33855	LINCOLN GEN INS CO
694	TENN FARMERS MUT	41220	TENNESSEE FARMERS ASSUR CO
		15245	TENNESSEE FARMERS MUT INS CO
4776	TEXAS MEDICAL LIAB TRUST GRP	11588	PHYSICIANS INS CO
		10393	TEXAS MEDICAL INS CO
4766	TFP & TWI GRP	11543	TEXAS FAIR PLAN ASSN
		30040	TEXAS WINDSTORM INS ASSOC
88	THE HANOVER INS GRP	12833	AIX SPECIALTY INS CO

PROPERTY AND CASUALTY INSURANCE INDUSTRY

2013 MARKET SHARE REPORT

INDEX OF COMPANIES

Companies Affiliated With a Group
by Group Name

Group Code	Group Name	Individual Company Code	Company Name
88	THE HANOVER INS GRP	10212	ALLMERICA FIN ALLIANCE INS CO
		41840	ALLMERICA FIN BENEFIT INS CO
		12260	CAMPMED CAS & IND CO INC
		31534	CITIZENS INS CO OF AMER
		10714	CITIZENS INS CO OF IL
		10176	CITIZENS INS CO OF OH
		10395	CITIZENS INS CO OF THE MIDWEST
		36064	HANOVER AMER INS CO
		22292	HANOVER INS CO
		41602	HANOVER LLOYDS INS CO
		11705	HANOVER NJ INS CO
		22306	MASSACHUSETTS BAY INS CO
		42552	NOVA CAS CO
		25585	PROFESSIONALS DIRECT INS CO
		10815	VERLAN FIRE INS CO MD
3384	THE KERNAN GRP	30175	ORISKA INS CO
905	THE LDS GROUP	11124	VERSANT CAS INS CO
1226	THE PARMER GRP	28649	EASTERN ATLANTIC INS CO
		43486	WARRANTY UNDERWRITERS INS CO
		40940	WESTERN PACIFIC MUT INS CO RRG
4254	THE WARRANTY GRP	40827	VIRGINIA SURETY CO INC
210	TITUS GRP	26190	CONSOLIDATED INS ASSOC
		26204	CONSOLIDATED LLOYDS
		29246	CONSUMERS CNTY MUT INS CO
3098	TOKIO MARINE HOLDINGS INC GRP	41726	FIRST FIRE & CAS INS OF HI INC
		41734	FIRST IND INS OF HI INC
		41742	FIRST INS CO OF HI LTD
		10938	FIRST SECURITY INS OF HI INC
		10955	LIBERTY AMER INS CO
		32760	LIBERTY AMER SELECT INS CO
		18058	PHILADELPHIA IND INS CO
		11123	SAFETY FIRST INS CO
		15105	SAFETY NATL CAS CORP
		10738	TM SPECIALTY INS CO
		32301	TNUS INS CO
		10945	TOKIO MARINE AMER INS CO
		11216	TOKIO MARINE PACIFIC INS LTD
		23850	TOKIO MARINE SPECIALTY INS CO
		41238	TRANS PACIFIC INS CO
161	TOPA EQUITIES LTD	31461	DORCHESTER INS CO LTD
		18031	TOPA INS CO
4701	TORUS INS GRP	25496	TORUS NATL INS CO
		44776	TORUS SPECIALTY INS CO
3703	TOWER GRP	12583	ADIRONDACK INS EXCH

PROPERTY AND CASUALTY INSURANCE INDUSTRY

2013 MARKET SHARE REPORT

INDEX OF COMPANIES

Companies Affiliated With a Group
by Group Name

Group Code	Group Name	Individual Company Code	Company Name
3703	TOWER GRP	13599	CASTLEPOINT FL INS CO
		17205	CASTLEPOINT INS CO
		40134	CASTLEPOINT NATL INS CO
		18376	HERMITAGE INS CO
		29750	KODIAK INS CO
		40320	MASSACHUSETTS HOMELAND INS CO
		10205	MOUNTAIN VALLEY IND CO
		11454	NEW JERSEY SKYLANDS INS ASSN
		11453	NEW JERSEY SKYLANDS INS CO
		24007	NORTH EAST INS CO
		15586	PRESERVER INS CO
		44300	TOWER INS CO OF NY
		43702	TOWER NATL INS CO
		31267	YORK INS CO OF ME
3484	TOWER HILL INS GRP	38644	OMEGA INS CO
		29050	TOWER HILL PREFERRED INS CO
		11027	TOWER HILL PRIME INS CO
		12011	TOWER HILL SELECT INS CO
		12538	TOWER HILL SIGNATURE INS CO
4689	TP PICCIONE GRP	13741	COASTAL AMERICAN INS CO
		10860	SUNSHINE STATE INS CO
4802	TRIPLE S GRP	40568	TRIPLE S PROPIEDAD INC
3407	TUSCARORA GRP	12199	KEYSTONE NATL INS CO
		14370	LEBANON VALLEY INS CO
		17825	TUSCARORA WAYNE INS CO
809	TX FARM BUR MUT	27820	FARM BUREAU CNTY MUT INS CO OF TX
		13004	TEXAS FARM BUREAU CAS INS CO
		25380	TEXAS FARM BUREAU MUT INS CO
		25399	TEXAS FARM BUREAU UNDERWRITERS
195	UNION MUT VT	10025	COMMUNITY MUT INS CO
		43320	EASTERN MUT INS CO
		25852	NEW ENGLAND GUAR INS CO INC
		25860	UNION MUT FIRE INS CO
1235	UNITED AUTOMOBILE INS GRP	10203	ARGUS FIRE & CAS INS CO
		35319	UNITED AUTOMOBILE INS CO
167	UNITED EQUITABLE	10031	AMERICAN HEARTLAND INS CO
		24910	UNITED EQUITABLE INS CO
248	UNITED FIRE & CAS GRP	10324	ADDISON INS CO
		31453	FINANCIAL PACIFIC INS CO
		10728	FRANKLIN INS CO
		18295	LAFAYETTE INS CO
		14478	MERCER INS CO
		43540	MERCER INS CO OF NJ INC
		19526	TEXAS GEN IND CO

PROPERTY AND CASUALTY INSURANCE INDUSTRY

2013 MARKET SHARE REPORT

INDEX OF COMPANIES

Companies Affiliated With a Group
by Group Name

Group Code	Group Name	Individual Company Code	Company Name
248	UNITED FIRE & CAS GRP	13021	UNITED FIRE & CAS CO
		19496	UNITED FIRE & IND CO
		43559	UNITED FIRE LLOYDS
2878	UNITED HERITAGE MUT GRP	15768	MERCED PROP & CAS CO
		26824	SUBLIMITY INS CO
		18939	UNITED HERITAGE PROP & CAS CO
200	UNITED SERVICES AUTOMOBILE ASN GRP	21253	GARRISON PROP & CAS INS CO
		25941	UNITED SERV AUTOMOBILE ASSN
		25968	USAA CAS INS CO
		10078	USAA CNTY MUT INS CO
		18600	USAA GEN IND CO
		11120	USAA TX LLOYDS CO
71	UNIVERSAL INS CO GRP	31704	UNIVERSAL INS CO
		11986	UNIVERSAL INS CO OF NA
		10759	UNIVERSAL N AMER INS CO
4663	UNIVERSAL INS HOLDING GRP	13563	AMERICAN PLATINUM PROP & CAS INS CO
		10861	UNIVERSAL PROP & CAS INS
199	UNIVERSAL SURETY	23264	INLAND INS CO
		25933	UNIVERSAL SURETY CO
1324	UPMC HEALTH PLAN INC	17990	TRI CENTURY INS CO
		14485	UPMC WORK ALLIANCE INC
3593	USIC GRP	44423	UNITED SURETY & IND CO
201	UTICA NATL INS GRP	14249	FOUNDERS INS CO
		18180	FOUNDERS INS CO OF MI
		25984	GRAPHIC ARTS MUT INS CO
		12475	REPUBLIC FRANKLIN INS CO
		10990	UTICA LLOYDS OF TX
		25976	UTICA MUT INS CO
		10687	UTICA NATL ASSUR CO
		13998	UTICA NATL INS CO OF OH
		43478	UTICA NATL INS CO OF TX
		43451	UTICA SPECIALTY RISK INS CO
697	VAN ENT GRP	37060	OLD UNITED CAS CO
234	VERMONT MUT GRP	14095	GRANITE MUT INS CO
		25992	NORTHERN SECURITY INS CO INC
		26018	VERMONT MUT INS CO
2778	VFH CAPTIVE GRP	12156	CROWN CAPTIVE INS CO INC
		10798	VFH CAPTIVE INS CO
203	VIRGINIA FARM BUR	10022	COUNTRYWAY INS CO
		26026	VIRGINIA FARM BUREAU FIRE & CAS INS
		26034	VIRGINIA FARM BUREAU MUT INS CO
		10086	VIRGINIA FARM BUREAU TOWN & CNTRY
4233	W L DUNN GRP	20320	COLUMBIA LLOYDS INS CO
		12810	MDOW INS CO

PROPERTY AND CASUALTY INSURANCE INDUSTRY

2013 MARKET SHARE REPORT

INDEX OF COMPANIES

Companies Affiliated With a Group
by Group Name

Group Code	Group Name	Individual Company Code	Company Name
4678	WAYNE & WASHINGTON MUT GRP	16799	WAYNE MUT INS CO
4765	WBL GRP	18468	INDEMNITY NATL INS CO
		41068	NATIONAL FIRE & CAS CO
		25180	STILLWATER INS CO
		16578	STILLWATER PROP & CAS INS CO
		23060	TRI STATE CONSUMER INS CO
2758	WEA INC GRP	14550	WEA PROP & CAS INS CO
471	WELLS FARGO GRP	42765	CENTURION CAS CO
		39527	HERITAGE IND CO
		39039	RURAL COMM INS CO
800	WESTERN MUT INS GRP	38490	ARIZONA HOME INS CO
		15776	RESIDENCE MUT INS CO
		13625	WESTERN MUT INS CO
309	WESTERN NATL MUT GRP	10864	AMERICAN FREEDOM INS CO
		11805	ARIZONA AUTOMOBILE INS CO
		40312	PIONEER SPECIALTY INS CO
		40126	UMIALIK INS CO
		26395	WESTERN HOME INS CO
		24465	WESTERN NATL ASSUR CO
		15377	WESTERN NATL MUT INS CO
207	WESTERN RESERVE GRP	26123	LIGHTNING ROD MUT INS CO
		10271	SONNENBERG MUT INS ASSOC
		26131	WESTERN RESERVE MUT CAS CO
2898	WESTERN SERVICE CONTRACT GRP	37850	PACIFIC SPECIALTY INS CO
		11168	PACIFIC SPECIALTY PROP & CAS CO
866	WESTERN WORLD GRP	40436	STRATFORD INS CO
		37982	TUDOR INS CO
		13196	WESTERN WORLD INS CO
228	WESTFIELD GRP	19992	AMERICAN SELECT INS CO
		24104	OHIO FARMERS INS CO
		17558	OLD GUARD INS CO
		24112	WESTFIELD INS CO
		24120	WESTFIELD NATL INS CO
1129	WHITE MOUNTAINS GRP	40398	AMERICAN FUJI FIRE & MARINE INS CO
		27154	ATLANTIC SPECIALTY INS CO
		20249	CENTRAL NATL INS CO OF OMAHA
		21350	EMPIRE INS CO
		20648	EMPLOYERS FIRE INS CO
		14231	HOMELAND INS CO OF DE
		34452	HOMELAND INS CO OF NY
		11988	HOUSTON GEN INS EXCH
		31208	OAKWOOD INS CO
		14190	OBI NATL INS CO
		20621	ONEBEACON AMER INS CO

PROPERTY AND CASUALTY INSURANCE INDUSTRY

2013 MARKET SHARE REPORT

INDEX OF COMPANIES

Companies Affiliated With a Group
by Group Name

Group Code	Group Name	Individual Company Code	Company Name
1129	WHITE MOUNTAINS GRP	21970	ONEBEACON INS CO
		10238	POTOMAC INS CO
		38776	SIRIUS AMER INS CO
		24376	WOODRIDGE INS CO
3138	WISCONSIN COUNTY MUT GRP	11250	COMMUNITY INS CORP
		26956	WISCONSIN CNTY MUT INS CORP
490	WISCONSIN RE GRP	44725	1ST AUTO & CAS INS CO
1147	WORKERS COMP OF UTAH GRP	10033	WORKERS COMP FUND
98	WR BERKLEY CORP	31325	ACADIA INS CO
		44318	ADMIRAL IND CO
		24856	ADMIRAL INS CO
		15911	AMERICAN MINING INS CO
		39462	BERKLEY ASSUR CO
		32603	BERKLEY INS CO
		38911	BERKLEY NATL INS CO
		29580	BERKLEY REGIONAL INS CO
		31295	BERKLEY REGIONAL SPECIALTY INS CO
		10510	CAROLINA CAS INS CO
		33480	CLERMONT INS CO
		10804	CONTINENTAL WESTERN INS CO
		21784	FIREMENS INS CO OF WASHINGTON DC
		10833	GEMINI INS CO
		25224	GREAT DIVIDE INS CO
		10885	KEY RISK INS CO
		23612	MIDWEST EMPLOYERS CAS CO
		17370	NAUTILUS INS CO
		10900	PREFERRED EMPLOYERS INS CO
		36684	RIVERPORT INS CO
		40045	STARNET INS CO
		31003	TRI STATE INS CO OF MN
		25844	UNION INS CO
		43435	UNION STANDARD LLOYDS
4747	WRM AMER GRP	11523	WRIGHT NATL FLOOD INS CO
		20273	WRM AMER IND CO INC
1285	XL AMER GRP	22322	GREENWICH INS CO
		36940	INDIAN HARBOR INS CO
		40193	X L INS CO OF NY
		24554	XL INS AMER INC
		20583	XL REINS AMER INC
		19607	XL SELECT
		37885	XL SPECIALTY INS CO
669	ZALE CORP	30325	ZALE IND CO
212	ZURICH INS GRP	26247	AMERICAN GUAR & LIAB INS
		40142	AMERICAN ZURICH INS CO

PROPERTY AND CASUALTY INSURANCE INDUSTRY

2013 MARKET SHARE REPORT

INDEX OF COMPANIES

Companies Affiliated With a Group
by Group Name

Group Code	Group Name	Individual Company Code	Company Name
212	ZURICH INS GRP	19305	ASSURANCE CO OF AMER
		34649	CENTRE INS CO
		34347	COLONIAL AMER CAS & SURETY CO
		21326	EMPIRE FIRE & MARINE INS CO
		21334	EMPIRE IND INS CO
		39306	FIDELITY & DEPOSIT CO OF MD
		19356	MARYLAND CAS CO
		19372	NORTHERN INS CO OF NY
		26387	STEADFAST INS CO
		41181	UNIVERSAL UNDERWRITERS INS CO
		40843	UNIVERSAL UNDERWRITERS OF TX INS
		16535	ZURICH AMER INS CO
		27855	ZURICH AMER INS CO OF IL

PROPERTY AND CASUALTY INSURANCE INDUSTRY

2013 MARKET SHARE REPORT

INDEX OF COMPANIES

Companies Not Affiliated With a Group
by Company Name

Individual Company Code	Company Name
15267	1ST ATLANTIC SURETY CO
22896	ACA FIN GUAR CORP
42544	ACADEMIC HLTH PROFESSIONALS INS
12934	ACADEMIC MEDICAL PROFESSIONALS INS E
10807	ACCC INS CO
37958	ACCEPTANCE INS CO
14134	ACCESS HOME INS CO
11711	ACCESS INS CO
26379	ACCREDITED SURETY & CAS CO INC
22950	ACSTAR INS CO
14184	ACUITY A MUT INS CO
39381	ADRIATIC INS CO
12166	ADVANCED PHYSICIANS INS RRG INC
40517	ADVANTAGE WORKERS COMP INS CO
12252	AEGIS HLTHCARE RRG INC
16748	AFFINITY MUT INS CO
35173	AGENCY INS CO OF MD INC
18236	AGENTS MUT INS CO
13606	AGGREGATE SECURITY INS GRP A RRG
13698	AGIC INC
28380	AGRI INS EXCH RRG
11545	AIMCO MUT INS CO
17710	ALABAMA MUNICIPAL INS CORP
13190	ALAMANCE FARMERS MUT INS CO
38733	ALASKA NATL INS CO
38687	ALASKA TIMBER INS EXCH
24899	ALEA NORTH AMERICA INS CO
34541	ALLEGHENY SURETY CO
11965	ALLEGiant INS CO INC A RRG
32743	ALLIANCE MUT INS CO
15334	ALLIANCE NATL INS CO
10023	ALLIANCE OF NONPROFITS FOR INS RRG
10920	ALLIANCE UNITED INS CO
11710	ALLIED PROFESSIONALS INS CO RRG
12013	ALLIED SERV RRG
32450	ALPS PROP & CAS INS CO
13293	AMALGAMATED CAS INS CO
10730	AMERICAN ACCESS CAS CO
10103	AMERICAN AGRICULTURAL INS CO
13752	AMERICAN ALLIANCE CAS CO
10232	AMERICAN ASSOC OF OTHODONTISTS RRG
12631	AMERICAN BUILDERS INS CO RRG INC
12968	AMERICAN COASTAL INS CO
10903	AMERICAN EXCESS INS EXCH RRG
44202	AMERICAN FEED INDUSTRY INS CO RRG
11590	AMERICAN FOREST CAS CO RRG
12841	AMERICAN INTEGRITY INS CO OF FL
40088	AMERICAN INTER FIDELITY EXCH
12200	AMERICAN LIBERTY INS CO

PROPERTY AND CASUALTY INSURANCE INDUSTRY

2013 MARKET SHARE REPORT

INDEX OF COMPANIES

Companies Not Affiliated With a Group
by Company Name

Individual Company Code	Company Name
26140	AMERICAN MILLENNIUM INS CO
12190	AMERICAN PET INS CO
41300	AMERICAN RESOURCES INS CO INC
12898	AMERICAN RISK INS CO INC
19631	AMERICAN ROAD INS CO
25448	AMERICAN SAFETY RRG INC
35092	AMERICAN SPECIAL RISK INS CO
13366	AMERICAN STEAMSHIP OWNERS MUT PROT
31380	AMERICAN SURETY CO
11534	AMERICAN T & T INS CO RRG
16616	AMERICAN TRANSIT INS CO
12171	AMERIGUARD RRG INC
27928	AMEX ASSUR CO
10308	ANTILLES INS CO
27197	APOLLO MUT FIRE INS CO
11598	APPLIED MEDICO LEGAL SOLUTIONS RRG
34738	ARAG INS CO
44148	ARCHITECTS & ENGINEERS INS CO RRG
13177	ARCOA RRG INC
16926	ARECA INS EXCH
13580	ARISE BOILER INSPECTION & INS CO RRG
13038	ARK ROYAL INS CO
13565	ARKANSAS MUT INS CO
41459	ARMED FORCES INS EXCH
13374	ARROW MUT LIAB INS CO
13683	ASCENDANT COMMERCIAL INS INC
16845	ASHLAND MUT FIRE INS CO OF PA
10899	ASOC DE SUSCRIPCION CONJUNTA DEL SEG
12224	ASSET PROTECTION PROGRAM RRG INC
37370	ASSOCIATED LOGGERS EXCH
16489	ASSOCIATED MUT INS CO
11558	ASSURANCEAMERICA INS CO
13780	ATHENS FINANCIAL INS CO
41114	ATLANTIC BONDING CO
25422	ATRADIUS TRADE CREDIT INS CO
33677	ATTORNEYS INS MUT OF THE SOUTH INC R
22670	ATTORNEYS INS MUT RRG INC
41041	AUTO CLUB S INS CO
13139	AVATAR PROP & CAS INS CO
13791	AVIATION ALLIANCE INS RRG INC
29530	AXA ART INS CORP
13420	BADGER MUT INS CO
16039	BALTIMORE EQUITABLE SOCIETY
10174	BAR VERMONT RRG INC
13471	BEAR RIVER MUT INS CO
37540	BEAZLEY INS CO INC
16888	BEDFORD GRANGE MUT INS CO
12933	BEDFORD PHYSICIANS RRG INC
19020	BELL UNITED INS CO

PROPERTY AND CASUALTY INSURANCE INDUSTRY

2013 MARKET SHARE REPORT

INDEX OF COMPANIES

Companies Not Affiliated With a Group
by Company Name

Individual Company Code	Company Name
41394	BENCHMARK INS CO
12987	BENEFIT SECURITY INS CO
13600	BLACK DIAMOND INS CO INC
10949	BLOOMFIELD MUT INS CO
13010	BONDED BUILDERS INS CO RRG
12965	BONDEX INS CO
30279	BOSTON IND CO INC
15881	BREMEN FARMERS MUT INS CO
13501	BRETHREN MUT INS CO
16918	BRIAR CREEK MUT INS CO
32875	BRITISH AMER INS CO
13788	BROADLINE RRG INC
15213	BROADWAY INS & SURETY CO INC
10371	BROOME CO OPERATIVE INS CO
13528	BROTHERHOOD MUT INS CO
16934	BUCKS CNTY CONTRIBUTIONSHIP
14380	BUILD AMER MUT ASSUR CO
13060	BUILDING INDUSTRY INS ASSN INC
10830	BUSINESS ALLIANCE INS CO
28495	BUTTE MUT INS CO
44504	CALIFORNIA HLTHCARE INS CO INC RRG
12180	CALIFORNIA MEDICAL GRP INS CO RRG
27480	CALIFORNIA MUT INS CO
43800	CALLICOON CO OPERATIVE INS CO
27200	CAMBRIA CNTY MUT INS CO
36340	CAMICO MUT INS CO
12961	CANOPIUS US INS
32930	CAPACITY INS CO
29769	CAPITOL CAS CO
10480	CAPITOL INS CO
10908	CAPITOL PREFERRED INS CO
19348	CAPSON PHYSICIANS INS CO
11825	CARE RRG INC
10520	CARE W INS CO
11544	CAREGIVERS UNITED LIAB INS CO RRG
15089	CARENEXT RRG INC
12373	CARING COMMUNITIES RECIP RRG
10720	CAROLINA FARMERS MUT INS CO
14090	CAROLINA MUT INS INC
10808	CASSATT RRG INC
10537	CASUALTY CORP OF AMER
26697	CASUALTY UNDERWRITERS INS CO
13784	CATTLEMANS INS CO A RRG
11171	CBIA COMP SERV INC
10891	CEM INS CO
12573	CENTAURI SPECIALTY INS CO
34568	CENTENNIAL CAS CO
34606	CENTER MUT INS CO
27219	CENTER VALLEY MUT FIRE INS CO

PROPERTY AND CASUALTY INSURANCE INDUSTRY

2013 MARKET SHARE REPORT

INDEX OF COMPANIES

Companies Not Affiliated With a Group
by Company Name

Individual Company Code	Company Name
43826	CENTRAL CO OPERATIVE INS CO
11694	CENTRAL PA PHYSICIANS RRG INC
27340	CENTRE CNTY MUT FIRE INS CO
11976	CENTURION MEDICAL LIAB PROTECT RRG
12633	CENTURY INS CO GU LTD
13725	CENTURY MUT INS CO
26905	CENTURY NATL INS CO
12167	CHARITABLE SERV PROVIDERS RECIP RRG
10372	CHAUTAUQUA PATRONS INS ASSOC
14388	CHEROKEE GUAR CO INC A RRG
10642	CHEROKEE INS CO
29670	CHERRY VALLEY COOP INS CO
11039	CHESAPEAKE EMPLOYERS INS CO
13597	CHUNG KUO INS CO LTD
18767	CHURCH MUT INS CO
25771	CIFG ASSUR N AMER INC
11839	CIRCLE STAR INS CO RRG
24830	CITIES & VILLAGES MUT INS CO
10064	CITIZENS PROP INS CORP
37028	CITIZENS UNITED RECIP EXCH
12172	CLAIM PROFESSIONALS LIAB INS CO RRG
16969	CLEARFIELD CNTY GRANGE MUT FIRE INS
10974	CLUB INS CO
18686	CO OPERATIVE INS CO
11668	COASTAL INS CO INC
31887	COFACE N AMER INS CO
44598	COLLEGE LIAB INS CO RECIP RRG
13613	COLLEGE RRG INC
10758	COLONIAL SURETY CO
13641	COLORADO FARM BUREAU MUT INS CO
10692	COLUMBIA FEDERAL INS CO
10803	COLUMBIA NATL RRG INC
11864	COMCARE PRO INS RECIP RRG
13930	COMMONWEALTH CAS CO
31240	COMMONWEALTH MUT INS CO OF AMER
11807	COMMUNITIES OF FAITH RRG
13893	COMMUNITY BLOOD CNTR EXCH RRG
11536	COMMUNITY HLTH ALLIANCE RECIP RRG
11259	COMMUNITY HOSPITAL RRG
36188	COMPSOURCE OK
13071	COMPTRUST AGC MUT CAPTIVE INS CO
32190	CONSTITUTION INS CO
10075	CONSUMER SPECIALTIES INS CO RRG
10204	CONSUMERS INS USA INC
39551	CONTINENTAL HERITAGE INS CO
11798	CONTINUING CARE RRG INC
10341	CONTROLLED RISK INS CO OF VT RRG
11535	CONVENTUS INTER INS EXCH
11860	COPIC INS CO

PROPERTY AND CASUALTY INSURANCE INDUSTRY

2013 MARKET SHARE REPORT

INDEX OF COMPANIES

Companies Not Affiliated With a Group
by Company Name

Individual Company Code	Company Name
10499	COREPOINTE INS CO
10783	CORNERSTONE NATL INS CO
10839	COUNTRYWIDE INS CO
14160	COVERYS RRG INC
10164	CPA MUT INS CO OF AMER RRG
13720	CROSSFIT RRG INC
12636	CROWN CAPTIVE INS CO
11676	CRUDEN BAY RRG INC
14010	CRUSADER INS CO
13655	CRYSTAL RUN RECIP RRG
35483	DAILY UNDERWRITERS OF AMER
16705	DEALERS ASSUR CO
13572	DEALERS CHOICE MUT INS INC
29122	DELAWARE GRANGE MUT INS CO
43125	DELAWARE PROFESSIONAL INS CO RRG
15458	DELTA LLOYDS INS CO OF HOUSTON
40975	DENTISTS INS CO
10659	DIAMOND INS CO
12721	DIRECT AUTO INS CO
22635	DISCOVERY INS CO
13782	DIST CO INS CO RRG INC
12006	DISTRICTS MUT INS
13018	DOCTORS & SURGEONS NATL RRG INC
12843	DOCTORS DIRECT INS INC
33499	DORINCO REINS CO
13919	DRYDEN MUT INS CO
11842	DUBOIS MEDICAL RRG
10115	EASTERN DENTISTS INS CO RRG
13601	ECOLE INS CO
13688	ELEPHANT INS CO
10125	ELITE TRANSPORTATION RRG INC
10989	ELLINGTON MUT INS CO
14163	EMERGENCY CAPTITAL MGMT LLC A RRG
12003	EMERGENCY MEDICINE PROFESSIONAL ASR
12015	EMERGENCY MEDICINE RRG INC
11714	EMERGENCY PHYSICIANS INS CO RRG
14051	EMPIRE BONDING & INS CO
10374	ERIE & NIAGRA INS ASSOC
10802	ETHIO AMER INS CO
11037	EVEREADY INS CO
12750	EVERGREEN NATL IND CO
38466	EVERGREEN USA RRG INC
39675	EXCALIBUR REINS CORP
11186	FAIRMONT FARMERS MUT INS CO
11840	FAIRWAY PHYSICIANS INS CO RRG
11698	FAITH AFFILIATED RRG INC
14254	FALCON INS CO
14432	FAMILY SECURITY INS CO INC
13757	FARM BUREAU MUT INS CO OF AR INC

PROPERTY AND CASUALTY INSURANCE INDUSTRY

2013 MARKET SHARE REPORT

INDEX OF COMPANIES

Companies Not Affiliated With a Group
by Company Name

Individual Company Code	Company Name
30805	FARM CREDIT SYSTEM ASSN CAPTIVE INS
31259	FARMERS & MECHANICS MUT INS ASSN OF
30341	FARMERS & MERCHANTS MUT FIRE INS CO
11061	FARMERS FIRE INS CO
16446	FARMERS INS CO OF FLEMINGTON
28738	FARMERS MUT FIRE INS CO
17094	FARMERS MUT FIRE INS CO OF MARBLE
17108	FARMERS MUT FIRE INS CO OF MCCANDLES
13854	FARMERS MUT FIRE INS CO OF SALEM CN
33448	FARMERS MUT FIRE INS OF BRANCH CNTY
10323	FARMERS MUT INS CO
40070	FARMERS MUT INS CO
13889	FARMERS MUT INS CO OF NE
30651	FARMERS MUT OF TN
28436	FARMERS UNION MUT INS CO
32670	FARMERS UNION MUT INS CO
37613	FARMERS UNION MUT INS CO
10719	FARMINGTON MUT INS CO
10790	FEDERATED NATL INS CO
11118	FEDERATED RURAL ELECTRIC INS EXCH
10385	FFVA MUT INS CO
10699	FHM INS CO
88625	FIDUCIARY INS CO OF AMER
35009	FINANCIAL CAS & SURETY INC
12815	FINANCIAL GUAR INS CO
43842	FINGER LAKES FIRE & CAS INS CO
13098	FIRST BENEFITS INS MUT INC
12150	FIRST FOUNDERS ASSUR CO
10676	FIRST GUARD INS CO
38326	FIRST IND OF AMER INS CO
14940	FIRST JERSEY CAS INS CO INC
11801	FIRST KEYSTONE RRG INC
11278	FIRST MEDICAL INS CO RRG
43877	FIRST MUT INS CO
10972	FIRST NET INS CO
38504	FIRST SURETY CORP
12441	FLORIDA DOCTORS INS CO
34150	FLORIDA LAWYERS MUT INS CO
10941	FORESTRY MUT INS CO
12625	FORT WAYNE MEDICAL SURETY CO RRG
11600	FRANK WINSTON CRUM INS CO
10842	FRANKLIN CAS INS CO RRG
14753	FREDERICK MUT INS CO
12016	FREDERICKSBURG PROFESSIONAL RISK EXC
11831	FREEDOM ADVANTAGE INS CO
17175	FRIENDS COVE MUT INS CO
26760	FULMONT MUT INS CO
14032	GABLES RRG INC
12361	GALEN INS CO

PROPERTY AND CASUALTY INSURANCE INDUSTRY

2013 MARKET SHARE REPORT

INDEX OF COMPANIES

Companies Not Affiliated With a Group
by Company Name

Individual Company Code	Company Name
12000	GEISINGER INS CORP RRG
18457	GEM STATE INS CO
10163	GENERAL EASTERN SKI INS RRG INC
11231	GENERALI US BRANCH
10364	GENESEE PATRONS COOP INS CO
10648	GENEVA INS CO
13009	GEORGIA DEALERS INS CO
12811	GEORGIA TRANSPORTATION CAPTIVE INS C
12877	GERMAN AMER FARM MUT
14036	GERMANTOWN MUT INS CO
11948	GLOBAL HAWK INS CO RRG
20168	GLOBAL INS CO
11092	GLOBAL LIBERTY INS CO OF NY
21032	GLOBAL REINS CORP OF AMER
10685	GOAUTO INS CO
39861	GOLDEN BEAR INS CO
11145	GOLDEN INS CO RRG
12512	GOOD SHEPHERD RECIP RRG INC
13973	GOVERNMENT TECHNOLOGY INS CO RRG INC
37036	GOVERNMENTAL INTERINS EXCH
11581	GRACO RRG INC
16870	GRANADA INS CO
17191	GRANGE MUT FIRE INS CO
26310	GRANITE RE INC
14003	GREAT FALLS INS CO
30384	GREAT LAKES MUT INS CO
12982	GREAT PLAINS CAS INC
11941	GREEN HILLS INS CO RRG
15290	GREENPATH INS CO
15814	GROWERS AUTOMOBILE INS ASSOC
36650	GUARANTEE CO OF N AMER USA
11398	GUARANTEE INS CO
11696	GUARDIAN RRG INC
12237	GULFSTREAM PROP & CAS INS CO
12014	GUTHRIE RRG
44377	HALIFAX MUT INS CO
17256	HANNAHSTOWN MUT INS CO
17337	HANOVER FIRE & CAS INS CO
20430	HARBOR INS CO
11101	HARTLAND MUT INS CO
14176	HASTINGS MUT INS CO
10781	HAWAII EMPLOYERS MUT INS CO
10913	HAY CREEK MUT INS CO
12236	HEALTH CARE CAS RRG INC
35904	HEALTH CARE IND INC
11832	HEALTH CARE INDUSTRY LIAB RECIP INS
11043	HEALTH CARE INS RECIP
11091	HEALTH CARE MUT CAPTIVE INS CO
10080	HEALTH PROVIDERS INS RECIP RRG

PROPERTY AND CASUALTY INSURANCE INDUSTRY

2013 MARKET SHARE REPORT

INDEX OF COMPANIES

Companies Not Affiliated With a Group
by Company Name

Individual Company Code	Company Name
12519	HEALTHCARE PROFESSIONAL INS CO INC
11683	HEALTHCARE PROVIDERS INS CO RRG
11530	HEALTHCARE PROVIDERS INS EXCH
12233	HEALTHCARE UNDERWRITERS GRP MUT OH
11966	HEALTHCARE UNDERWRITERS GRP OF FL
11854	HEALTHCARE UNDERWRITERS GRP OF KY
11998	HEARTLAND HLTHCARE RECIP RRG
12468	HEARTLAND MUT INS CO
14407	HERITAGE PROP & CAS INS CO
11097	HERITAGE WARRANTY INS RRG INC
10200	HISCOX INS CO INC
11950	HOME CONSTRUCTION INS CO RRG
12536	HOMEOWNERS OF AMER INS CO
11460	HOMESTEAD INS CO
27952	HOOSIER MOTOR MUT INS CO
30317	HOSPITALS INS CO INC
28550	HOUSING & REDEVELOPMENT INS EXCH
10048	HYUNDAI MARINE & FIRE INS CO LTD
11268	ICI MUT INS CO RRG
36480	IDAHO COUNTIES RISK MGMT PROGRAM
36129	IDAHO STATE INS FUND
31062	IFA INS CO
15571	ILLINOIS CAS CO A MUT CO
42927	ILLINOIS STATE BAR ASSN MUT INS CO
29831	INDEPENDENT MUT FIRE INS CO
22624	INDIANA FARMERS MUT INS CO
11692	INDIANA HLTHCARE RECIP RRG
11021	INDIANA OLD NATL INS CO
14281	INLAND MUT INS CO
12320	INNOVATIVE PHYSICIAN SOLUTIONS RRG
33030	INS CO OF THE AMERICAS
30864	INSURANCE PLACEMENT FACILITY OF PA
10922	INSUREMAX INS CO
10293	INTEGRA INS INC
26778	INTEGRAND ASSUR CO
28126	INTERSTATE BANKERS CAS CO
10749	INTREPID INS CO
15080	IQS INS RRG INC
14375	IRONSHORE RRG
31658	ISLAND HOME INS CO
14354	JEWELERS MUT INS CO
12594	JM WOODWORTH RRG INC
17329	JUNIATA MUT INS CO
34703	KANSAS MEDICAL MUT INS CO
14362	KANSAS MUT INS CO
10088	KENSINGTON INS CO
11872	KENTUCKIANA MEDICAL RECIP RRG
10320	KENTUCKY EMPLOYERS MUT INS
11939	KENTUCKY HOSPITAL INS CO RRG

PROPERTY AND CASUALTY INSURANCE INDUSTRY

2013 MARKET SHARE REPORT

INDEX OF COMPANIES

Companies Not Affiliated With a Group
by Company Name

Individual Company Code	Company Name
13598	KESWICK GUARANTY INC
12966	KEY INS CO
13073	KEYSTONE MUT INS CO
13668	KINGSTONE INS CO
38920	KINSALE INS CO
11803	LAKE STREET RRG INC
14444	LAMMICO RRG INC
13014	LANCET IND RRG INC
27529	LAUNDRY OWNERS MUT LIAB INS ASSN
36706	LAWYERS MUT INS CO
24520	LAWYERS MUT INS CO OF KY
37800	LEADING INS GRP INS CO LTD
11527	LEAGUE OF WI MUNICIPALITIES MUT INS
10380	LEATHERSTOCKING COOP INS CO
29955	LEGAL MUT LIAB INS SOCIETY OF MD
10708	LEMIC INS CO
11500	LENDERS PROTECTION ASSUR CO RRG
37940	LEXINGTON NATL INS CORP
13207	LIGHTHOUSE PROP INS CORP
11075	LION INS CO
10924	LITTLE BLACK MUT INS CO
27405	LOCUST MUT FIRE INS CO
15211	LONE STAR ALLIANCE RRG
14427	LOUISIANA FARM BUREAU MUT INS CO
43656	LOUISIANA MED MUT INS CO
22900	LOUISIANA PEST CONTROL INS CO
22350	LOUISIANA WORKERS COMP CORP
27596	LR INS INC
12472	LUBA CAS INS CO
23108	LUMBERMENS UNDERWRITING ALLIANCE
28134	LUTHERAN MUT FIRE INS CO
11684	LVHN RRG
33502	MACHINERY INS INC ASSESSABLE MUT CO
10011	MADA INS EXCH
14443	MADISON MUT INS CO
30449	MADISON MUT INS CO
12554	MAKE TRANSPORTATION INS INC RRG
12824	MANUFACTURING TECHNOLOGY MUT INS CO
31780	MAPLE VALLEY MUT INS CO
11117	MARATHON FIN INS CO INC RRG
14451	MARYSVILLE MUT INS CO
36030	MAYA ASSUR CO
10697	MCIC VT INC RRG
11036	MCMILLAN WARNER MUT INS CO
12355	MD RRG INC
11498	MDADVANTAGE INS CO OF NJ
14446	MED MAL RRG INC
11861	MEDICAL ALLIANCE INS CO
32433	MEDICAL INS EXCH OF CA

PROPERTY AND CASUALTY INSURANCE INDUSTRY

2013 MARKET SHARE REPORT

INDEX OF COMPANIES

Companies Not Affiliated With a Group
by Company Name

Individual Company Code	Company Name
34231	MEDICAL LIAB MUT INS CO
13101	MEDICAL MALPRACTICE JOINT UNDERWRITI
11813	MEDICAL PROVIDERS MUT INS CO RRG
13793	MEDMAL DIRECT INS CO
44237	MENTAL HLTH RRG
11894	MERCHANTS PROP INS CO OF IN
27014	MFS MUT INS CO
40150	MGA INS CO INC
10209	MI AUTO INS PLACEMENT FACILITY
34029	MICHIGAN BASIC PROP INS ASSN
10998	MICHIGAN COMMERCIAL INS MUT
14508	MICHIGAN MILLERS MUT INS CO
31429	MICHIGAN PROFESSIONAL INS EXCH
35866	MID HUDSON CO OPERATIVE INS CO
14686	MID SOUTH MUT INS CO
26835	MIDROX INS CO
26818	MIDSTATE MUT INS CO
20451	MIDSTATES REINS CORP
23574	MIDWEST FAMILY MUT INS CO
10895	MIDWEST INS CO
11999	MIDWEST INS GRP INC RRG
10282	MIDWESTERN EQUITY TITLE INS CO
14219	MILLBROOK NMF RRG INC
14575	MILLERS CAPITAL INS CO
42234	MINNESOTA LAWYERS MUT INS CO
11964	MISSOURI DOCTORS MUT INS CO
10191	MISSOURI EMPLOYERS MUT INS CO
32654	MISSOURI PHYSICIANS ASSOC
27766	MISSOURI VALLEY MUT INS CO
15997	MMG INS CO
14062	MMIC RRG INC
17469	MONTOUR MUT INS CO
10653	MOUND PRAIRIE MUT INS CO
26735	MOUNT CARROLL MUT FIRE INS CO
13812	MOUNTAIN LAKE RRG INC
11547	MOUNTAIN LAUREL RRG INC
11585	MOUNTAIN STATES HLTHCARE RECIP RRG
12779	MOUNTAINEER FREEDOM RRG INC
12418	MOWER CNTY FARMERS MUT INS CO
10831	MT MORRIS MUT INS CO
14656	MUNICIPAL MUT INS CO
17477	MUTUAL FIRE INS CO OF S BEND TOWNSHI
32832	MUTUAL INS CO OF AZ
17485	MUTUAL INS CO OF LEHIGH CNTY
11617	MUTUAL OF WAUSAU INS CORP
11878	MUTUALAID EXCHANGE
29629	NAMIC INS CO INC
14366	NASW RRG INC
23663	NATIONAL AMER INS CO

PROPERTY AND CASUALTY INSURANCE INDUSTRY

2013 MARKET SHARE REPORT

INDEX OF COMPANIES

Companies Not Affiliated With a Group
by Company Name

Individual Company Code	Company Name
11806	NATIONAL ASSISTED LIVING RRG INC
12235	NATIONAL BUILDERS & CONTRACTORS INS
12293	NATIONAL CONTRACTORS INS CO INC RRG
12230	NATIONAL DIRECT INS CO
15679	NATIONAL FIRE & IND EXCH
36072	NATIONAL GUARDIAN RRG INC
10658	NATIONAL HERITAGE INS CO
11197	NATIONAL INDEPENDENT TRUCKERS IC RRG
30155	NATIONAL INS CO OF WI INS
12529	NATIONAL MEDICAL PROFESSIONAL RRG IN
10234	NATIONAL SERV CONTRACT INS CO RRG
19119	NATIONAL UNITY INS CO
13127	NATIONS INS CO
17493	NAZARETH MUT INS CO
12539	NEVADA DOCS MEDICAL RRG INC
11539	NEW JERSEY PHYSICIANS UNITED RECIP
12242	NEW MEXICO PROP & CAS CO
12275	NEW YORK HLTHCARE INS CO INC RRG
20690	NEW YORK MUNICIPAL INS RECIP
34843	NEW YORK SCHOOLS INS RECIP
10762	NEW YORK TRANSPORTATION INS CORP
15110	NEWPORT BONDING & SURETY CO
13635	NIPPONKOA INS CO LTD
27905	NLC MUT INS CO
13012	NORMANDY HARBOR INS CO INC
16683	NORTH CAROLINA GRANGE MUT INS CO
43869	NORTH COUNTRY INS CO
30376	NORTHERN MUT INS CO
14885	NORTHWEST GF MUT INS CO
12532	NOVANT HLTH RRG INC
34215	NUCLEAR ELECTRIC INS LTD
13644	OASIS RECIP RRG
12845	OBSTETRICIANS & GYNECOLOGISTS RRG OF
41076	OCEAN MARINE IND CO
12189	OCEANUS INS CO A RRG
11841	OHA INS SOLUTIONS
37176	OHIO BAR LIAB INS CO
32573	OHIO FAIR PLAN UNDERWRITING ASSOC
26565	OHIO IND CO
39411	OKLAHOMA ATTORNEYS MUT INS CO
36382	OKLAHOMA PROP & CAS INS CO
17531	OLD ELIZABETH MUT FIRE INS CO
11579	OLD GLORY INS CO
13062	OLYMPIA RRG INC
12954	OLYMPUS INS CO
15385	ONECIS INS CO
22870	ONTARIO INS CO
15208	ONYX INS CO INC A RRG
10353	OOIDA RRG INC

PROPERTY AND CASUALTY INSURANCE INDUSTRY

2013 MARKET SHARE REPORT

INDEX OF COMPANIES

Companies Not Affiliated With a Group
by Company Name

Individual Company Code	Company Name
44105	OPHTHALMIC MUT INS CO RRG
12183	ORANGE CNTY MEDICAL RECIP INS RRG
10171	ORDINARY MUT RRG CORP
14260	ORTHOFORUM INS CO RRG
43850	OSWEGO CNTY MUT INS CO
30350	OTSEGO CO PATRONS COOP FIRE RELIEF
14915	OTSEGO MUT FIRE INS CO
11575	PACE RRG INC
18380	PACIFIC IND INS CO
40550	PACIFIC PIONEER INS CO
13121	PALMETTO SURETY CORP
10904	PAN HANDLE FARMERS MUT INS CO OF WV
16128	PARAMOUNT INS CO
44130	PARATRANSIT INS CO MUT RRG
13049	PARK INS CO
17582	PATRONS MUT FIRE INS CO OF IN PA
11973	PCH MUT INS CO INC RRG
11846	PEACE CHURCH RRG INC
25755	PEACHTREE CAS INS CO
11587	PELICAN INS RRG
24341	PEMCO MUT INS CO
14077	PENN RESERVE INS CO LTD
11968	PENNSYLVANIA PHYSICIANS RECIP INSUR
33537	PENNSYLVANIA PROFESSIONAL LIAB JUA
13125	PEOPLES TRUST INS CO
12297	PETROLEUM CAS CO
11062	PETROLEUM MARKETERS MGMT INS CO
12004	PHOEBE RECIP RRG
12995	PHP RRG LTD
13995	PHYSICIANS CAS RRG INC
12746	PHYSICIANS IND RRG
12918	PHYSICIANS INS EXCH RESOURCE A RRG
13194	PHYSICIANS INS MUT
10028	PHYSICIANS INS PROGRAM EXCH
12507	PHYSICIANS PROACTIVE PROTECTION INC
11704	PHYSICIANS PROFESSIONAL IND ASSN
11514	PHYSICIANS PROFESSIONAL LIAB RRG
41467	PHYSICIANS RECIP INSURERS
10934	PHYSICIANS REIMBURSEMENT RRG
11513	PHYSICIANS SPECIALTY LTD RRG
17335	PIEDMONT MUT INS CO
13582	PIH HLTH INS CO RECIP RRG
12348	PINE TREE INS A RECIP RRG
12198	PINELANDS INS CO RRG INC
11980	PINNACLE CONSORTIUM OF HIGHER ED RRG
41190	PINNACOL ASSUR
18309	PIONEER STATE MUT INS CO
15324	POINT GUARD INS CO
30520	POLICYHOLDERS MUT INS CO

PROPERTY AND CASUALTY INSURANCE INDUSTRY

2013 MARKET SHARE REPORT

INDEX OF COMPANIES

Companies Not Affiliated With a Group
by Company Name

Individual Company Code	Company Name
11809	PONCE DE LEON LTC RRG INC
11863	POSITIVE PHYSICIANS INS EXCH
37869	PRE PAID LEGAL CAS INC
10223	PREFERRED AUTO INS CO INC
12497	PREFERRED CONTRACTORS INS CO RRG LLC
15024	PREFERRED MUT INS CO
44083	PREFERRED PHYSICIANS MEDICAL RRG
14919	PREFERRED PROFESSIONAL RRG
10800	PREMIER GRP INS CO INC
10101	PREMIER INS EXCH RRG
12613	PREMIER PHYSICIANS INS CO INC A RRG
13687	PREPARED INS CO
13721	PRIMEONE INS CO
11855	PRIMERO INS CO
13179	PROAIR RRG INC
11675	PROFESSIONAL CAS ASSN
14461	PROFESSIONAL EXCH ASSUR CO RRG
37435	PROFESSIONAL INS EXC
12608	PROFESSIONAL QUALITY LIAB INS C
13067	PROFESSIONALS RRG INC
27278	PROTECTION MUT INS CO
11350	PUBLIC UTILITY MUT INS CO RRG
12332	PUERTO RICO MED DEFENSE MUT INS CO
17701	PYMATUNING MUT FIRE INS CO
11409	QUEEN CITY ASSUR INC
16330	RAM MUT INS CO
38512	RAMPART INS CO
17728	REAMSTOWN MUT INS CO
33812	RECIPROCAL OF AMER
13078	RED CLAY RRG INC
18538	RED ROCK INS CO
13736	RED ROCK RRG INC
37052	REGIS INS CO
12019	REPUBLIC RRG
13131	RESPONSIVE AUTO INS CO
12209	RESTORATION RRG INC
10718	RETAILERS CAS INS CO
12471	RETAILERS MUT INS CO
34509	RIDER INS CO
12839	ROAD CONTRACTORS MUT INS CO
42706	ROCHE SURETY & CAS CO INC
27065	ROCKFORD MUT INS CO
14135	RPX RRG INC
15091	RURAL MUT INS CO
11134	RURAL TRUST INS CO
23132	RVI AMER INS CO
25405	SAFE AUTO INS CO
15415	SAFE INS CO
33561	SAFECARD SERV INS CO

PROPERTY AND CASUALTY INSURANCE INDUSTRY

2013 MARKET SHARE REPORT

INDEX OF COMPANIES

Companies Not Affiliated With a Group
by Company Name

Individual Company Code	Company Name
36196	SAIF CORP
11712	SAINT LUKES HLTH SYSTEM RRG
12511	SAMARITAN RRG INC
38300	SAMSUNG FIRE & MARINE INS CO LTD
30430	SANILAC MUT INS CO
17736	SAUCON MUT INS CO
10368	SAUQUOIT VALLEY INS CO
13619	SAWGRASS MUTUAL INS CO
12356	SCHOOL BOARDS INS CO OF PA INC
11808	SCHUYKILL CROSSING RECIP RRG
12988	SCRUBS MUT ASSUR CO RRG
10004	SEAVIEW INS CO
17744	SEAWAY MUT INS CO
11267	SECURITY AMER RRG INC
10117	SECURITY FIRST INS CO
15113	SECURITY MUT INS CO
14136	SELECT MD RRG INC
12005	SENTINEL ASSUR RRG INC
37672	SEVEN SEAS INS CO INC
27650	SHAMOKIN TOWNSHIP MUT FIRE INS CO
13557	SIGMA RRG INC
11078	SIMED
15261	SOCIETY INS
10136	SOUTHERN FIDELITY INS CO INC
14166	SOUTHERN FIDELITY PROP & CAS INC
26468	SOUTHERN MUT CHURCH INS CO
15172	SOUTHERN MUT INS CO
12247	SOUTHERN OAK INS CO
16047	SOUTHERN PIONEER PROP & CAS INS CO
15709	SOUTHERN STATES INS EXCH
12610	SOUTHERN TRUST INS CO
20800	SOUTHLAND LLOYDS INS CO
27499	SOUTHWEST GEN INS CO
12907	SOUTHWEST PHYSICIANS RRG INC
13595	SPARTAN INS CO
19780	SPECIALTY RISK OF AMER
14207	SPIRIT COMMERCIAL AUTO RRG INC
10754	SPIRIT MOUNTAIN INS CO RRG INC
36790	SPRINGFIELD INS CO INC
11114	ST CHARLES INS CO RRG
11844	ST JOHNS INS CO INC
11688	ST LUKES HLTH NTRK INS CO RECIP RRG
12645	STANDARD CAS CO
15199	STANDARD MUT INS CO
13621	STAR & SHIELD INS EXCH
32387	STAR CAS INS CO
13993	STATE CAPITOL INS RRG INC
35076	STATE COMPENSATION INS FUND
36102	STATE INS FUND

PROPERTY AND CASUALTY INSURANCE INDUSTRY

2013 MARKET SHARE REPORT

INDEX OF COMPANIES

Companies Not Affiliated With a Group
by Company Name

Individual Company Code	Company Name
36103	STATE INS FUND DISABILITY BENEFITS
43664	STATE NATL FIRE INS CO
33049	STATE VOLUNTEER MUT INS CO
27677	STATE WORKERS INS FUND
44075	STATES SELF INSURERS RRG
10156	STEADPOINT INS CO
12878	STERLING CAS INS CO
15210	STERLING INS CO
10476	STICO MUT INS CO RRG
27685	STONE VALLEY MUT FIRE INS CO
11042	STONETRUST COMMERCIAL INS CO
10130	SU INS CO
13135	SUBURBAN HLTH ORG RRG LLC
10909	SUN SURETY INS CO
35564	SUNBELT INS CO
10838	SUNDERLAND MARINE MUT CO LTD
14026	SUNLAND RRG INC
34762	SUNZ INS CO
32107	SUTTER INS CO
12593	SYNERGY COMP INS CO
12773	SYNERGY INS CO
12866	T H E INS CO
10085	TANK OWNER MEMBERS INS CO
10113	TERRA INS CO RRG
14395	TERRAFIRMA RRG LLC
32514	TEXAS HOSPITAL INS EXCH
36331	TEXAS LAWYERS INS EXCH
32697	TEXAS MEDICAL LIAB INS UNDWRITING AS
22945	TEXAS MUT INS CO
10152	THE HLTHCARE UNDERWRITING CO RRG
26257	THE MUTUAL RRG INC
10083	THE NATL CATHOLIC RRG INC
28240	THE SERV INS CO INC
10313	THE USA INS CO
11153	TITAN INS CO INC RRG
10084	TITLE INDUSTRY ASSUR CO RRG
10009	TOWER BONDING & SURETY CO
37621	TOYOTA MOTOR INS CO
42749	TRADERS INS CO
34002	TRANS CITY CAS INS CO
13660	TRANSIT GENERAL INS CO
21270	TRANSIT MUT INS CORP OF WI
28535	TRIANGLE INS CO INC
11958	TRINITY RISK SOLUTIONS RECIP INS CO
44229	TRUSTSTAR INS CO
33421	TRYGG HANSA INS CO LTD US BRANCH
14689	U S LEGAL SERV INC
32727	UNDERWRITERS AT LLOYDS
15792	UNDERWRITERS AT LLOYDS LONDON

PROPERTY AND CASUALTY INSURANCE INDUSTRY

2013 MARKET SHARE REPORT

INDEX OF COMPANIES

Companies Not Affiliated With a Group
by Company Name

Individual Company Code	Company Name
28681	UNION MUT INS CO
11263	UNITED BUSINESS INS CO
36226	UNITED CAS & SURETY INS CO
11548	UNITED CENTRAL PA RRG
10020	UNITED EDUCATORS INS RRG INC
16250	UNITED FRONTIER MUT INS CO
10894	UNITED GRP CAPTIVE INS CO
17647	UNITED HOME INS CO
10712	UNITED HOME INS CO A RRG
12256	UNITED INS CO
11445	UNITED NATL CAS INS CO
10969	UNITED PROP & CAS INS CO
32867	UNIVERSAL FIRE & CAS INS CO
15296	UPLAND MUT INS INC
29998	UPPER HUDSON NATL INS CO
12915	URGENT CARE ASSUR CO RRG INC
13017	US INS CO OF AMER
13781	US LLOYDS INS CO
28497	USPLATE GLASS INS CO
12520	UTAH BUSINESS INS CO INC
15326	UTICA FIRST INS CO
13988	UV INS RRG INC
11038	VASA SPRING GARDEN MUT INS CO
11063	VEHICULAR SERV INS CO RRG
12900	VICTORY INS CO INC
13974	VIRGINIA PHYSICIANS RRG INC
19003	WACO FIRE & CAS INS CO
17868	WALL ROSE MUT INS CO
10370	WASHINGTON CNTY COOP INS
10683	WAWANESA GEN INS CO
43290	WAYNE COOP INS CO
22390	WELLINGTON INS CO
11682	WELLSPAN RRG
15350	WEST BEND MUT INS CO
17892	WEST BRANCH MUT INS CO
11972	WEST VIRGINIA MUT INS CO
10911	WEST VIRGINIA NATL AUTO INS CO
14122	WESTERN CATHOLIC INS CO RRG INC
27502	WESTERN GEN INS CO
12362	WESTERN MUT FIRE INS CO
16098	WESTMINSTER AMER INS CO
14930	WESTON INS CO
12296	WHITECAP SURETY CO
10788	WILMINGTON INS CO
12541	WINDHAVEN INS CO
13154	WINTHROP PHYSICIANS RECIP RRG
33405	WISCONSIN HLTH CARE LIAB INS PLAN
22020	WISCONSIN LAWYERS MUT INS CO
27880	WISCONSIN MUNICIPAL MUT INS CO

PROPERTY AND CASUALTY INSURANCE INDUSTRY

2013 MARKET SHARE REPORT

INDEX OF COMPANIES

Companies Not Affiliated With a Group
by Company Name

Individual Company Code	Company Name
27022	WISCONSIN MUT INS CO
15407	WOLVERINE MUT INS CO
31232	WORK FIRST CAS CO
34576	WORKERS COMP EXCH
13250	WORKMENS AUTO INS CO
11003	WVA INS CO
44415	YEL CO INS
11796	YELLOWSTONE INS EXCH RRG



National Association *of* Insurance Commissioners

The National Association of Insurance Commissioners (NAIC) is the U.S. standard-setting and regulatory support organization created and governed by the chief insurance regulators from the 50 states, the District of Columbia and five U.S. territories. Through the NAIC, state insurance regulators establish standards and best practices, conduct peer review, and coordinate their regulatory oversight. NAIC staff supports these efforts and represents the collective views of state regulators domestically and internationally. NAIC members, together with the central resources of the NAIC, form the national system of state-based insurance regulation in the U.S.

For more information, visit www.naic.org.

