

### Overview of the 2010 Insurance Market In Indiana

Type	Number	State Rank	% of All U.S. Insurers
Domestic	171	17	2.17%
Total Insurers	1,804	8	22.94%

Source: National Association of Insurance Commissioners

Premiums	State Rank	% of U.S.
\$26,442,717,578	22	1.70%

Source: National Association of Insurance Commissioners

Description	Amount	State Rank	% of U.S.
Total Taxes:	\$176,468,590	27	1.19%
Total Revenue:	\$315,067,280	18	1.70%
Total Budget:	\$11,281,276	31	0.91%
Total Employment:	96	30	0.83%
Total Complaints & Inquiries:	77,224	10	3.16%

Source: NAIC Insurance Department Resources Report

Statement Type	Premium Written	State Rank	% of U.S.
Fraternal	\$202,609,019	15	2.01%
Health	\$5,110,682,828	25	1.30%
Life, Accident, and Health	\$12,566,389,646	19	1.88%
Property and Casualty	\$8,478,307,106	19	1.80%
Title	\$84,728,979	27	0.91%
<b>Total Indiana</b>	<b>\$26,442,717,578</b>	<b>22</b>	<b>1.70%</b>

Source: National Association of Insurance Commissioners

Year	Insurance Carriers and Related Activities	Insurance Carriers	Agents Brokers and Other Related Activities
2004	42,185	24,788	17,397
2005	41,497	24,517	16,980
2006	41,568	24,354	17,215
2007	42,339	25,277	17,062
2008	43,143	25,860	17,283
2009	41,797	24,770	17,027
2010	40,653	24,168	16,486

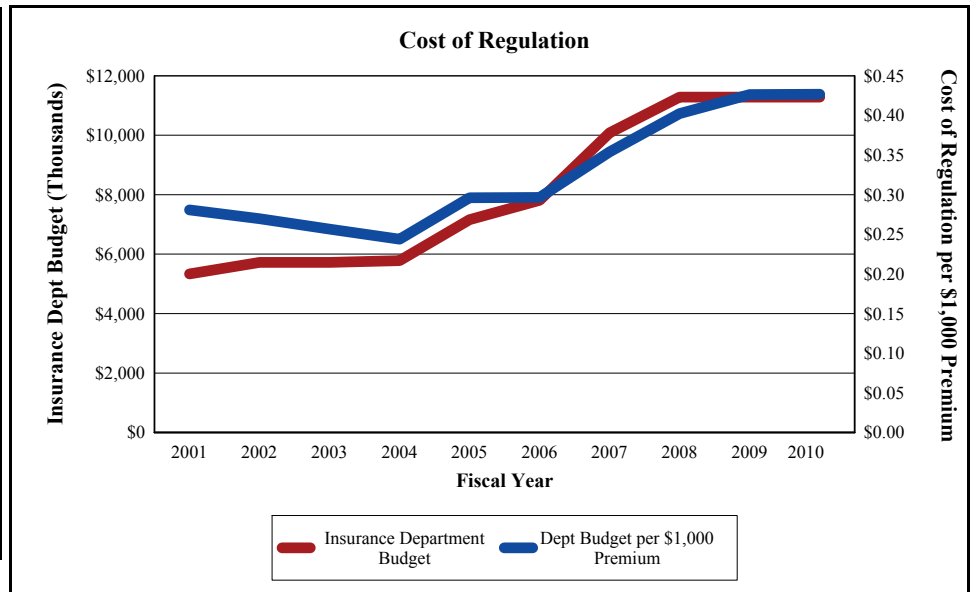
Source: US Department of Labor, Bureau of Labor Statistics

	2007	2008	2009	2010
<b>Finance and insurance</b>	<b>\$17,107</b>	<b>\$14,952</b>	<b>\$18,287</b>	<b>\$18,981</b>
Federal Reserve banks, credit intermediation and related services	\$5,935	\$6,452	\$6,295	N/A
Securities, commodity contracts, investments	\$864	\$833	\$869	N/A
Insurance carriers and related activities	\$10,201	\$7,543	\$10,926	N/A
Funds, trusts, and other financial vehicles	\$107	\$124	\$196	N/A

Note: 2011 figure is an estimate.  
Source: US Department of Commerce, Bureau of Economic Analysis

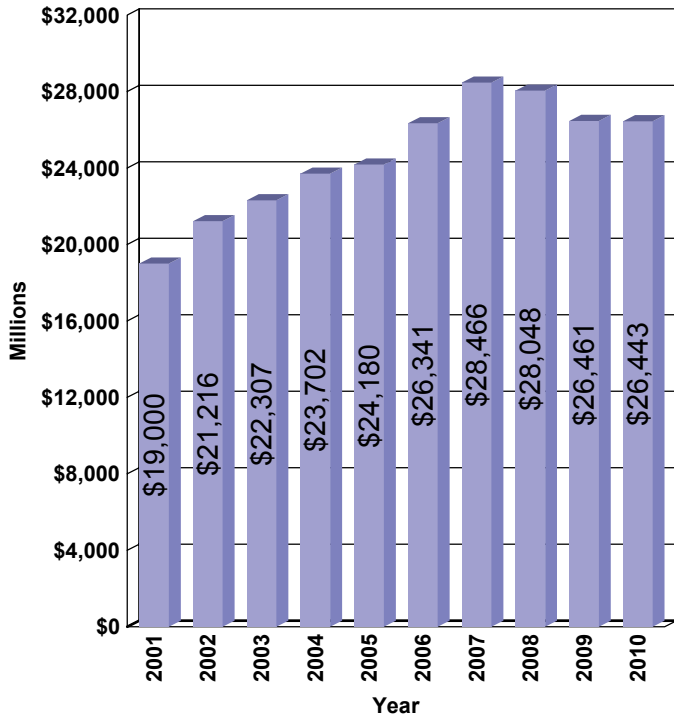
Year	Insurance Department Budget	Dept. Budget Per \$1,000 Premium
2001	\$5,332.81	\$0.281
2002	\$5,723.28	\$0.270
2003	\$5,723.28	\$0.257
2004	\$5,778.60	\$0.244
2005	\$7,159.52	\$0.296
2006	\$7,810.26	\$0.297
2007	\$10,080.69	\$0.354
2008	\$11,281.28	\$0.402
2009	\$11,281.28	\$0.426
2010	\$11,281.28	\$0.427

Source: NAIC Insurance Department Resources Report



### Overview of the 2010 Insurance Market In Indiana

**Total Direct Premium Written & Deposits In-State**  
All Types of Insurance



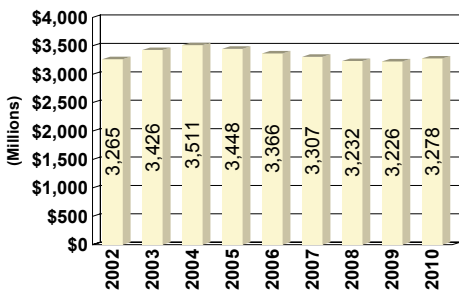
Source: National Association of Insurance Commissioners

**Premium by Line of Business in Indiana**

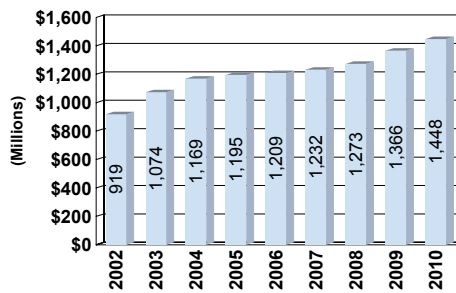
Line of Business	Premium Written	State Rank	% of U.S.
Automobile	\$3,277,890,315	19	1.75%
Homeowners multiple peril	\$1,447,984,847	17	2.04%
Other	\$715,258,627	23	1.46%
Commercial multi peril	\$682,548,551	13	2.08%
Workers' compensation	\$616,769,684	19	1.58%
Farm	\$452,451,078	9	4.25%
Ocean & Inland Marine	\$223,925,540	22	1.42%
Fire	\$215,911,795	15	1.76%
Accident & Health	\$196,598,824	8	3.57%
Allied lines	\$130,394,797	24	1.15%
Medical professional liability	\$123,302,743	24	1.16%
Mortgage guaranty	\$117,572,009	14	2.46%
Surety	\$77,627,101	21	1.51%
Products liability	\$42,507,760	18	1.73%
Boiler and machinery	\$35,023,736	10	2.79%
Earthquake	\$32,315,371	13	1.58%
Aircraft (all perils)	\$27,473,977	20	1.66%
Federal flood	\$21,062,502	23	0.69%
Credit	\$19,532,233	23	1.04%
Fidelity	\$16,092,601	21	1.49%
Financial guaranty	\$3,329,532	30	0.26%
Burglary and theft	\$2,733,518	22	1.49%
<b>Total</b>	<b>\$8,478,307,106</b>	<b>19</b>	<b>1.80%</b>

Source: National Association of Insurance Commissioners

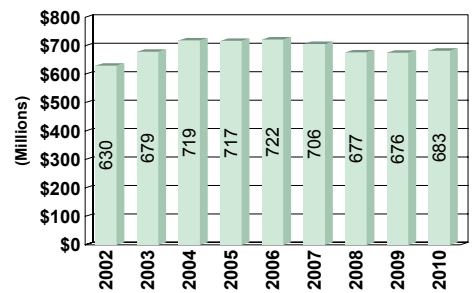
Premium Written for Automobile Insurance



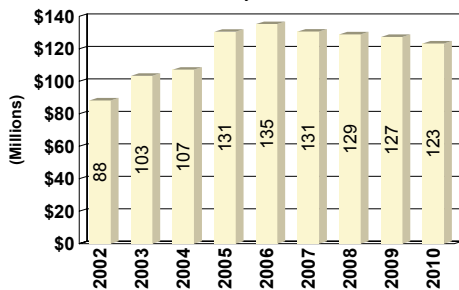
Premium Written for Homeowners Insurance



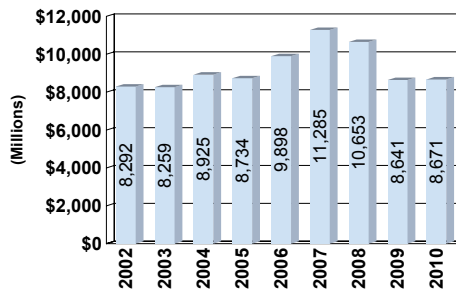
Premium Written for Commercial MP Insurance



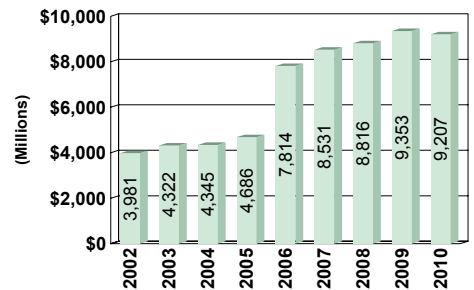
Premium Written for Medical Liability Insurance



Premium Written & Deposits for Life Insurance<sup>1</sup>



Premiums Written & Deposits for Health Insurance<sup>2</sup>



<sup>1</sup> Figures include Life, Annuities, Deposit Type Funds, and Other Considerations from the NAIC Life, and Fraternal financial statements.

<sup>2</sup> Figures include only Health data from the NAIC Health, Life, and Fraternal financial statements.