

### Overview of the 2010 Insurance Market In Oregon

Type	Number	State Rank	% of All U.S. Insurers
Domestic	41	44	0.52%
Total Insurers	1,537	27	19.55%

*Source: National Association of Insurance Commissioners*

Description	Amount	State Rank	% of U.S.
Total Taxes:	\$43,835,145	48	0.30%
Total Revenue:	\$55,534,106	48	0.30%
Total Budget:	\$9,049,234	40	0.73%
Total Employment:	96	30	0.83%
Total Complaints & Inquiries:	21,624	28	0.88%

*Source: NAIC Insurance Department Resources Report*

Year	Insurance Carriers and Related Activities	Insurance Carriers	Agents Brokers and Other Related Activities
2004	24,572	14,248	10,324
2005	24,560	14,063	10,497
2006	24,971	14,258	10,713
2007	25,322	14,460	10,861
2008	25,558	14,654	10,904
2009	24,564	14,160	10,404
2010	23,617	13,439	10,178

*Source: US Department of Labor, Bureau of Labor Statistics*

Premiums	State Rank	% of U.S.
\$18,771,248,200	28	1.21%

*Source: National Association of Insurance Commissioners*

Statement Type	Premium Written	State Rank	% of U.S.
Fraternal	\$82,553,013	33	0.82%
Health	\$6,799,674,274	19	1.73%
Life, Accident, and Health	\$6,605,615,824	31	0.99%
Property and Casualty	\$5,112,463,758	29	1.09%
Title	\$170,941,331	16	1.83%
<b>Total Oregon</b>	<b>\$18,771,248,200</b>	<b>28</b>	<b>1.21%</b>

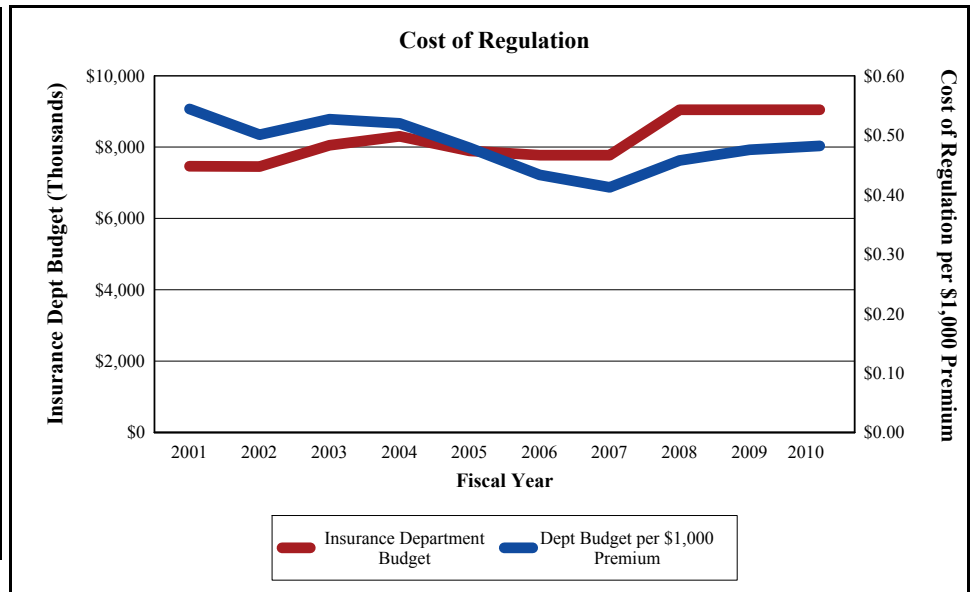
*Source: National Association of Insurance Commissioners*

	2007	2008	2009	2010
<b>Finance and insurance</b>	<b>\$8,112</b>	<b>\$8,259</b>	<b>\$8,644</b>	<b>\$8,793</b>
Federal Reserve banks, credit intermediation and related services	\$3,906	\$4,166	\$4,053	N/A
Securities, commodity contracts, investments	\$723	\$630	\$603	N/A
Insurance carriers and related activities	\$3,417	\$3,394	\$3,903	N/A
Funds, trusts, and other financial vehicles	\$67	\$68	\$85	N/A

*Note: 2011 figure is an estimate.*  
*Source: US Department of Commerce, Bureau of Economic Analysis*

Year	Insurance Department Budget	Dept. Budget Per \$1,000 Premium
2001	\$7,465.93	\$0.544
2002	\$7,455.00	\$0.501
2003	\$8,052.95	\$0.527
2004	\$8,301.22	\$0.520
2005	\$7,895.54	\$0.479
2006	\$7,774.03	\$0.433
2007	\$7,774.03	\$0.412
2008	\$9,049.23	\$0.457
2009	\$9,049.23	\$0.476
2010	\$9,049.23	\$0.482

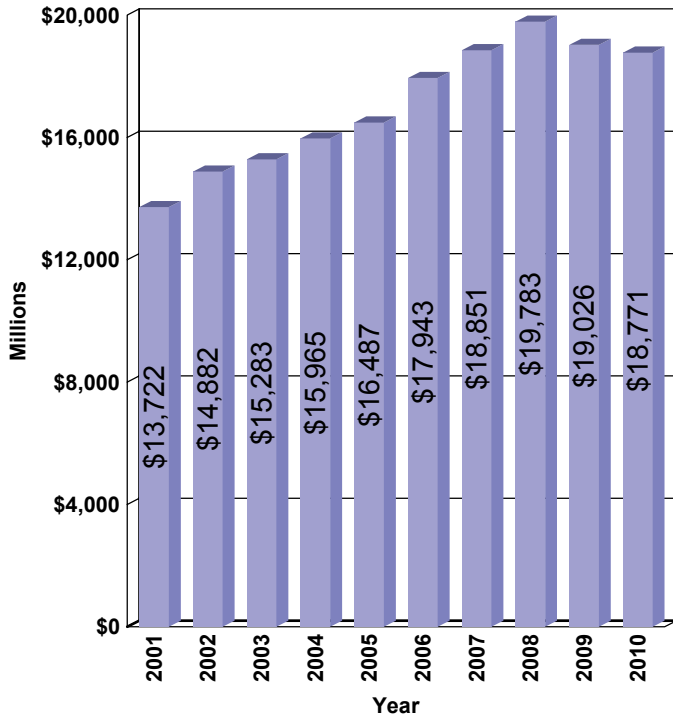
*Source: NAIC Insurance Department Resources Report*



### Overview of the 2010 Insurance Market In Oregon

**Total Direct Premium Written & Deposits In-State**

All Types of Insurance



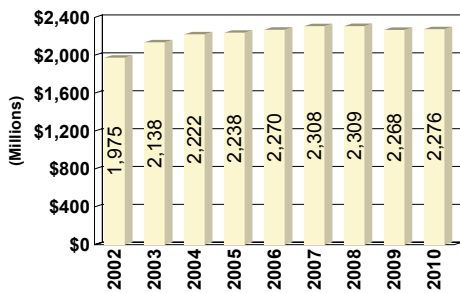
Source: National Association of Insurance Commissioners

**Premium by Line of Business in Oregon**

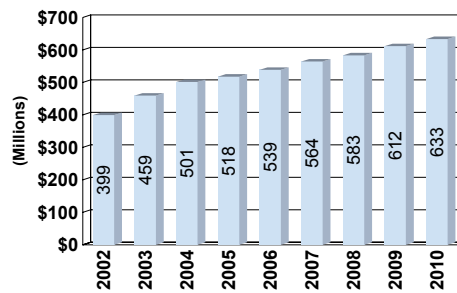
Line of Business	Premium Written	State Rank	% of U.S.
Automobile	\$2,275,815,425	29	1.21%
Homeowners multiple peril	\$633,489,447	32	0.89%
Workers' compensation	\$533,688,829	23	1.37%
Other	\$425,616,242	28	0.87%
Commercial multi peril	\$390,127,882	29	1.19%
Ocean & Inland Marine	\$159,932,392	31	1.01%
Medical professional liability	\$95,807,420	27	0.90%
Fire	\$89,422,053	32	0.73%
Farm	\$89,364,057	30	0.84%
Surety	\$69,364,599	25	1.35%
Allied lines	\$60,076,233	38	0.53%
Earthquake	\$54,941,121	6	2.69%
Mortgage guaranty	\$50,896,384	30	1.07%
Accident & Health	\$48,468,828	34	0.88%
Aircraft (all perils)	\$41,274,280	11	2.49%
Products liability	\$26,958,898	29	1.10%
Federal flood	\$21,284,062	22	0.70%
Credit	\$17,297,936	26	0.92%
Boiler and machinery	\$15,078,595	30	1.20%
Fidelity	\$8,277,157	33	0.77%
Financial guaranty	\$3,432,837	29	0.26%
Burglary and theft	\$1,849,093	28	1.01%
<b>Total</b>	<b>\$5,112,463,762</b>	<b>29</b>	<b>1.09%</b>

Source: National Association of Insurance Commissioners

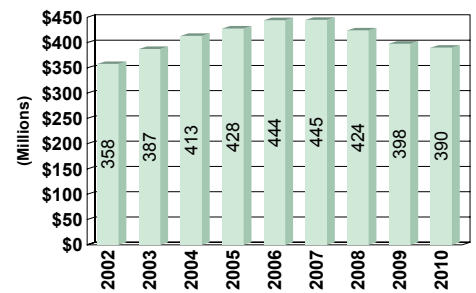
Premium Written for Automobile Insurance



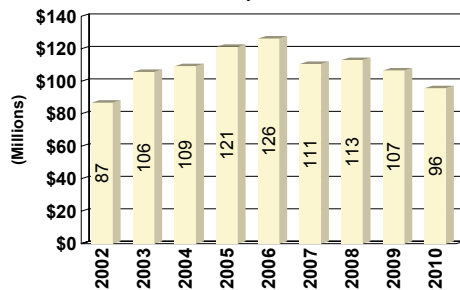
Premium Written for Homeowners Insurance



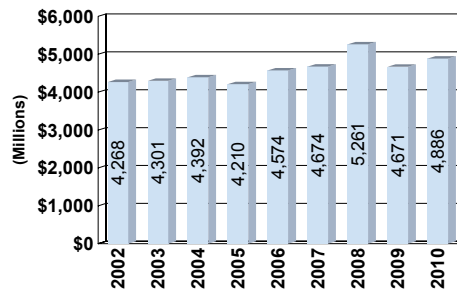
Premium Written for Commercial MP Insurance



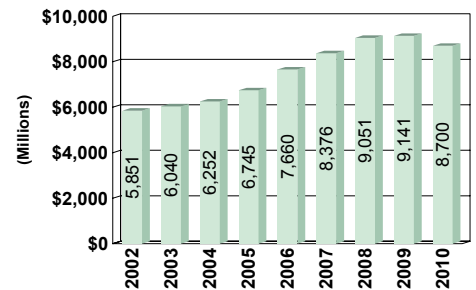
Premium Written for Medical Liability Insurance



Premium Written & Deposits for Life Insurance<sup>1</sup>



Premiums Written & Deposits for Health Insurance<sup>2</sup>



<sup>1</sup> Figures include Life, Annuities, Deposit Type Funds, and Other Considerations from the NAIC Life, and Fraternal financial statements.

<sup>2</sup> Figures include only Health data from the NAIC Health, Life, and Fraternal financial statements.